



# Public Works Department

May 2024

## Welcome to the Team!

New to the City of Frisco

Willard Roberts - Maintenance Worker  
Andrew Martinez - Maintenance Worker

## Employee Milestones

1 YEAR

KEVIN PINEIRO  
DANE STOVALL

5 YEARS

KRISTOPHER BAKER

10 YEARS

BRYSON CASKEY

20 YEARS

DAN FRANKE



.....

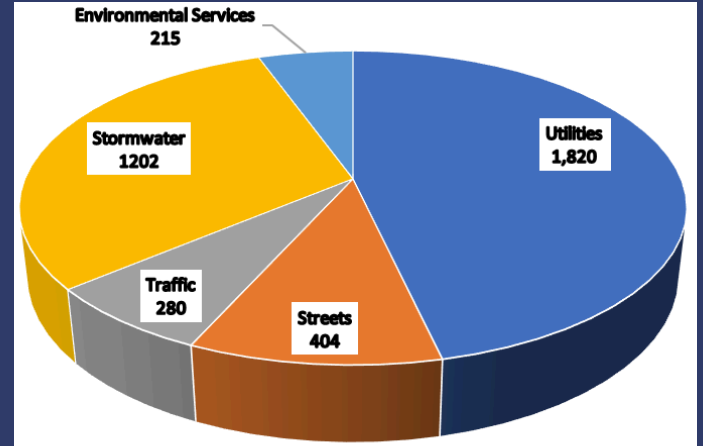
# DEPARTMENT-WIDE METRICS: MARCH 2024

## CityWorks

### Service Requests

Utilities	4,479
Streets	183
Traffic	185
Stormwater	8
Environmental	4,436
<b>Total</b>	<b>9,291</b>

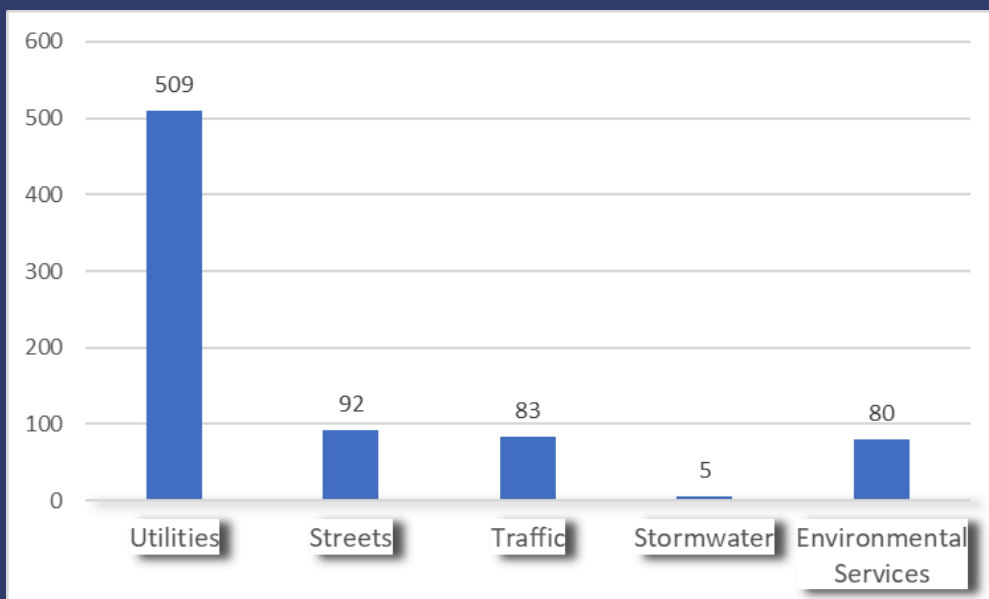
### Work Orders & Inspections



### Top Requests

Free Sprinkler Checkup	228
Monthly FH Meter Readings	116
Missed Recycle/Trash p/u	75
Repair/Replace Concrete on Sidewalk	56
Report Water Waste	56
Watering Exemption Request	45
Investigate Leak	34

### Department -Wide Requests for Service





# Customer Service & Administration

## March Statistics

### Customer Service

Phone Calls	1,891
CityWorks Service Requests	1,160
Irrigation Backflow Permits Issued	50
Irrigation Permits Issued	3
Irrigation Registration Applied	7
Fire Hydrant Rentals	8

### Administration

Requisitions Entered	94
POs Closed	66
Release Orders Received	50
P Card Transactions	108
Line Locates	450
Budget Transfers	9

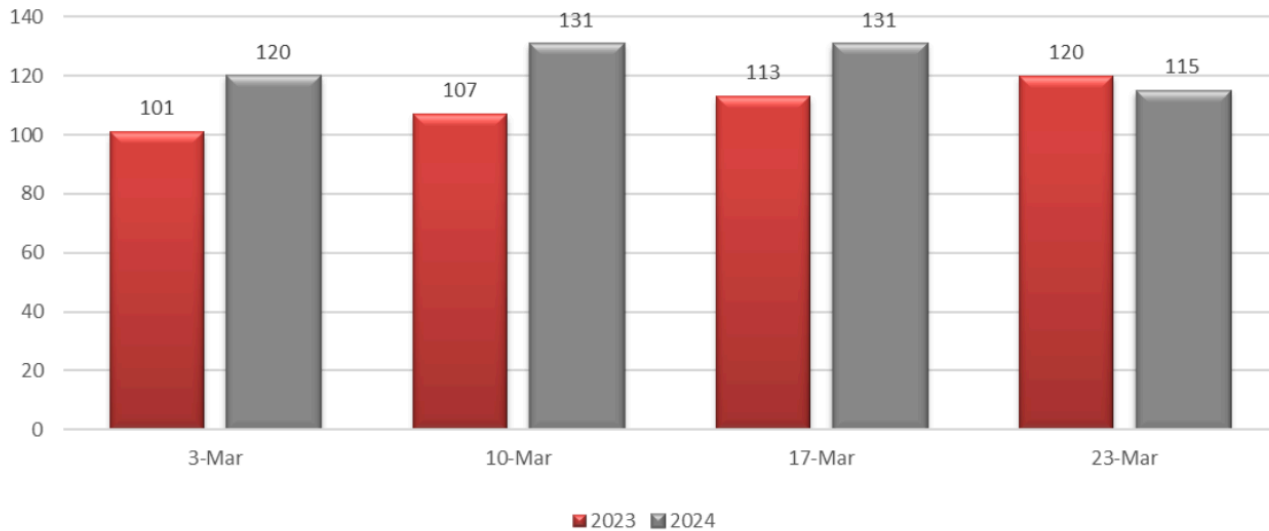


**DELIGHTED TO RETURN TO OUR  
RECENTLY RENOVATED PUBLIC  
WORKS FACILITY! MEETINGS  
SHALL RESUME IN THE LONGHORN  
CONFERENCE ROOM.**



# Water Resources & Education

A Comparison of Average Gallons of Water Used Per Person Per Day



## APRIL EDUCATION FOCUS: SOILS



### SLOW TO SOAK

The high-clay soils of North Texas are slow to absorb water. This is why we recommend our cycle & soak method. Your soil will absorb water more efficiently if you start by adding a small amount, allow time for the water to soak in, then add another small amount.

If too much water is added to your lawn in a short amount of time, the soil cannot absorb the extra water. Water will be lost to evaporation, runoff, or can contribute to other landscaping issues.

The slow absorption rate of North Texas soils is one of the reasons we experience flooding after heavy rains and our area is known as Flash Flood Alley.

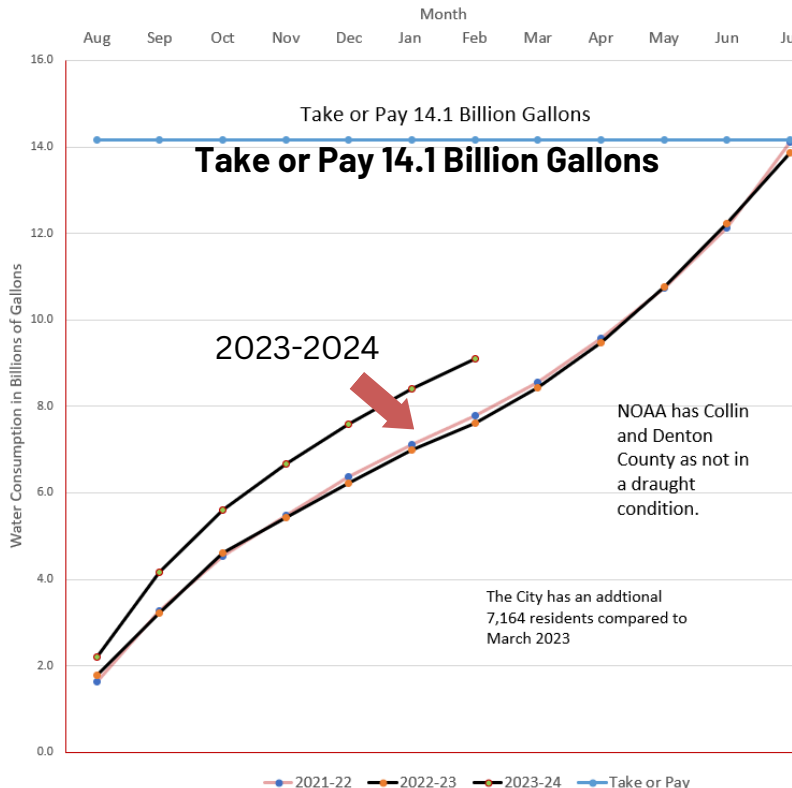
[WWW.TWDB.TEXAS.GOV](http://WWW.TWDB.TEXAS.GOV)

[WWW.FLOODSAFETY.COM/MEDIA/MAPS/TEXAS](http://WWW.FLOODSAFETY.COM/MEDIA/MAPS/TEXAS)



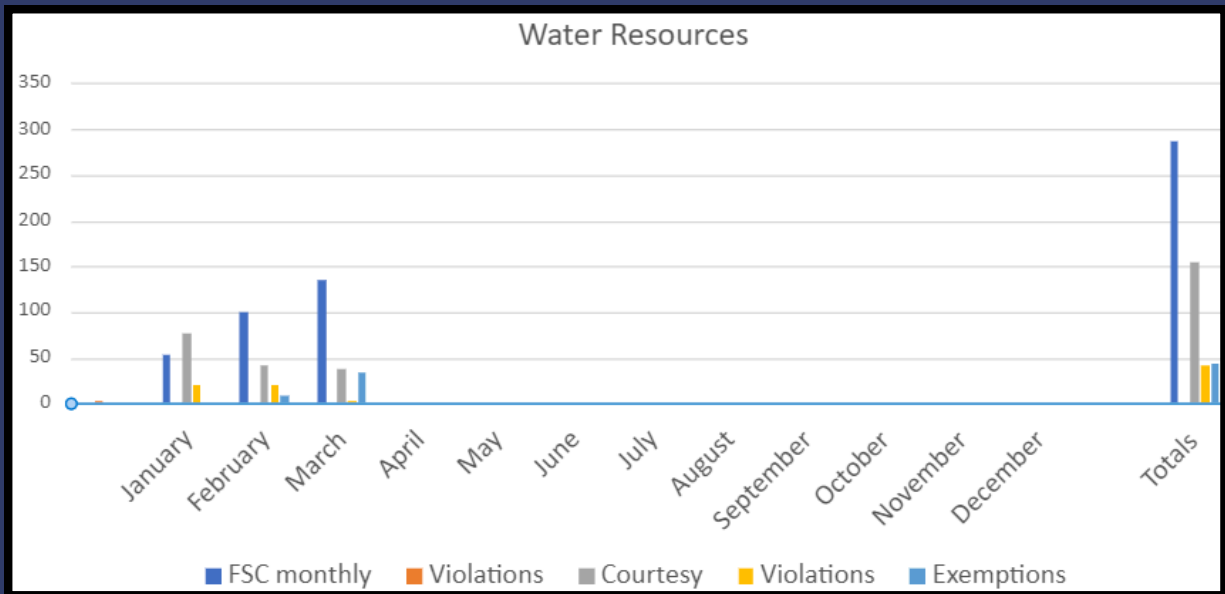
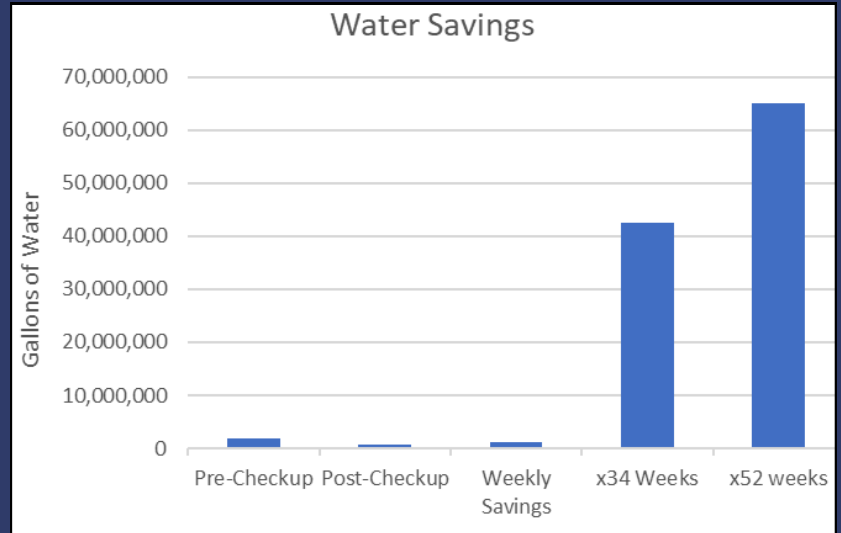
**JULIAN POSADA AND JUANITA OSTERTAG BOTH PASSED THE TEST AND RECEIVED THEIR FAA PART 107 DRONE PILOT LICENSE. THEY ARE NOW OPERATORS FOR THE WATER RESOURCE DRONE.**

Annual Water Consumption



# Water Resources & Education

New Installation Inspections	Rough	Irr BF Rep	
January	92	16	13
February	148	23	8
March	106	16	10
April	0	0	0
May	0	0	0
June	0	0	0
July	0	0	0
August	0	0	0
September	0	0	0
October	0	0	0
November	0	0	0
December	0	0	0
	0	0	0
Total	346	55	31



**ROBERT CHAUNCEY AND JEREMY ROEBUCK BOTH PASSED THEIR LANDSCAPE IRRIGATION AUDITORS EXAM AND ARE NOW EPA CERTIFIED IRRIGATION AUDITORS. IN ADDITION, JEREMY AND ROBERT HAVE TAKEN THE BACKFLOW PREVENTION ASSEMBLY TESTERS COURSE AND HAVE PASSED THE EXAM. ROBERT HAS ALSO COMPLETED THE LICENSED IRRIGATORS CLASS.**

# Environmental Services

2024	Performance measures		
March	2023	2024	% Change
<b><u>Residential Services</u></b>			
# of households	59,020	60,393	2%
Tonnage - trash	4,648.71	4,398.80	-5%
Tonnage -recycling	2,167.80	2,340.63	8%
Lbs. per household recycling	73.46	77.51	6%
Lbs. per household trash	158	146	-8%
Diversion Rate (r vs t)	31.80%	34.73%	9%
<b><u>Commercial Services</u></b>			
Tonnage - trash	5993.71	6252.97	4%
# Dumpster Accounts	1297.00	1339.00	3%
# Compactor Accounts	140.00	145.00	4%
# Commercial carts	391.00	469.00	20%
# of roll offs	31.00	34.00	10%
Lbs. per cu yd (D)	51.43	50.70	-1%
Lbs. per cubic yard (CO)	327.17	302.65	-7%
<b><u>Construction Services</u></b>			
# Accounts	119.00	134.00	13%
C & D (only) Landfill Tonnage	891.57	676.47	-24%
# of hauls per month Construction	212.00	222.00	5%
# of hauls per month Commercial	168.00	154.00	-8%
<b><u>HHW and Litter</u></b>			
# of participants hhw	1238	1199	-3%
Roadside miles cleaned	64.6	151	134%
Roadside litter pick up (hours cleaned)	349	466.5	34%
<b><u>Education</u></b>			
# of streets adopted	85	95	12%
# of volunteer hours	345	492.75	43%
Cost savings to City	\$8,662.95	\$12,372.95	43%
# of participants chunk your junk/quarterly	N/A	N/A	N/A
<b><u>Call center work orders</u></b>			
Misc	3611	3904	8%
# new residential move-ins	460	493	7%
Lbs. Diverted Through Cardboard Reuse	1,976.00	824.32	-58%
# of deliveries - carts	185	107	-42%
Total	6232	4504	-28%



# METERS



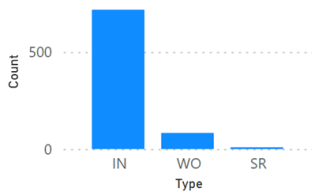
**JESSE RODRIGUES, TOMAS TORRES, ADAM  
RODRIGUEZ, ERICK MENDEZ AND JASON SANFORD  
INSTALLED NEW CONCRETE LIDS AND DOORS ON THE  
METER VAULTS AT STONEBRIAR MALL.**




# Stormwater

## Stormwater Activity in CityWorks

### Type of CityWorks Entry



### Activity



Count	Activity Type
5	Active Construction
1	Bank Stability Major Project - SW Outfall
1	Bank Stability Major Project - SW Structural Cont
1	Bank Stability Minor Repairs - Stream Maint
1	Bank Stability Minor Repairs - SW Outfall
8	Clean - Stormwater Gravity Main
1	Clean debris from the ditch
303	Compliance Inspection
13	Concrete repair to box/inlet - SW Inlet
9	Debris Removal
36	Debris Removal - SW Inlet
3	Debris Removal - SW Outfall
5	Drainage investigation including flooding
351	INLET INSPECTION
1	Inspect - Storm Outfall
2	Investigate illicit discharge
1	Misc - Drainage Gravity Main
1	Obstruction-Investigate/Remove Obstruction of flow
27	Outfall Inspection
37	ROAD CROSSINGS
3	Technical Assistance - Private SW Feature

810



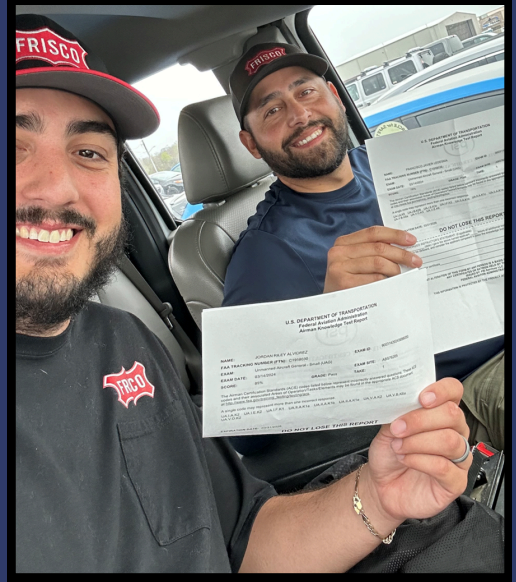
CHRISTMAS TREES BEING USED AS BENDWAY WEIRS.



# Stormwater



Wes and Lane service the stream gauge instrumentation



Jordan and Frankie passed the FAA test, becoming the 2 newest drone pilots

SW OFFICE 2021



SW OFFICE 2024

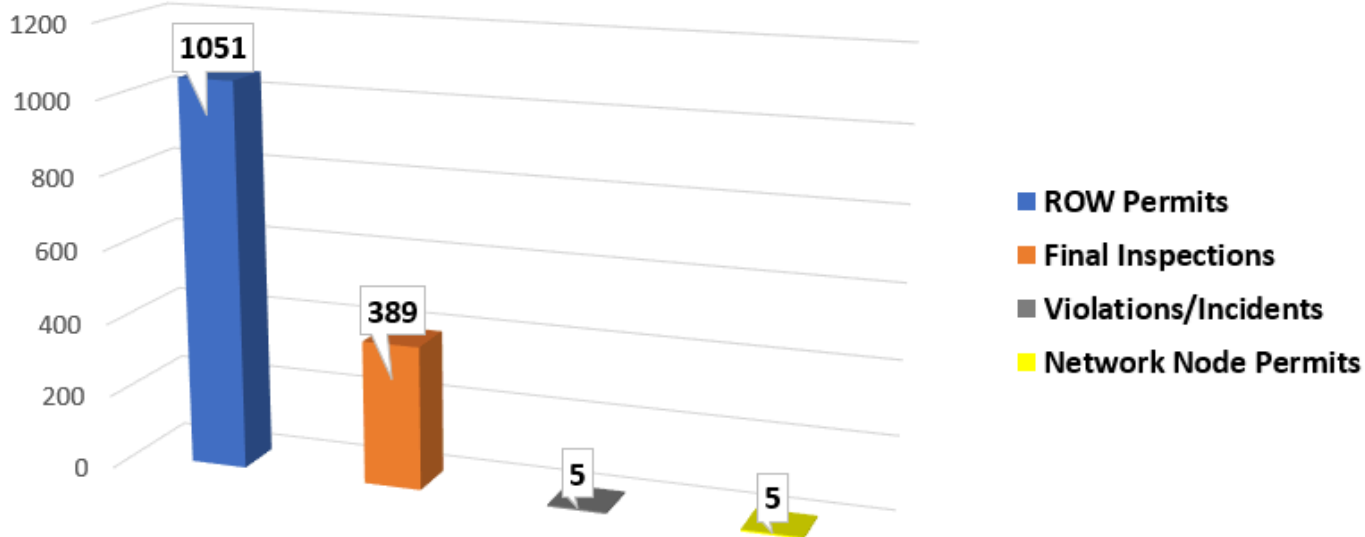




# Right-of-Way



## March 2024



ROW Permits	Final Inspections	Violations/Incidents	Network Node Permits
1051	389	5	5



# Education & Outreach




**CRYSTAL LEADING AN HOA POND  
CLEANUP AND STORM DRAIN  
MARKING EVENT**



**STREAM TEAM TRAINING**



**SOLD AND DISTRIBUTED  
132 RAIN BARRELS AND  
16 COMPOST BINS**



**HANNAH AND RUFUS CELEBRATING  
ONE OF OUR COLORING BOOK  
CONTEST WINNERS**





**CONGRATS TO 2024  
PICK'EM CHAMP,  
JEREMY ROEBUCK!**



**USING YOUR IRRIGATION SYSTEM  
THE BASICS**

- Trash pick-up day = designated watering day
- Water only as needed – no more than 1x per week & don't over water.
- Cycle & soak method recommended! Give smaller amounts & allow time to absorb.
- No watering between 10AM and 6PM
- Adjust the amount of water based on weather station data – check Frisco's weekly watering recommendation
- Check irrigation system & make necessary repairs
- Monitor utility bill for possible leaks or over-watering

**REMEMBER**

- Review city ordinances related to irrigation and water usage
- Violations & fines issued for non-compliance of city ordinances for irrigation & water waste
- Use the myFRISCO app to anonymously report any kind of water waste - residential or non-residential

