

AN ORDINANCE OF THE CITY COUNCIL OF THE CITY OF FRISCO, TEXAS, ADOPTING THE AMENDMENTS TO THE HOME RULE CHARTER APPROVED BY THE VOTERS OF THE CITY OF FRISCO AT A SPECIAL ELECTION HELD ON MAY 4, 2019; DECLARING THE RESULTS OF THE SPECIAL ELECTION; PROVIDING FOR RECORDATION AND CERTIFICATION OF THE CHARTER AMENDMENTS AS REQUIRED BY TEXAS LAW; PROVIDING SAVINGS, REPEALING AND SEVERABILITY CLAUSES AND AN EFFECTIVE DATE.

WHEREAS, the City of Frisco, Texas ("Frisco") adopted the Home Rule Charter of Frisco (the "Charter") in 1987; and

WHEREAS, Frisco is required to review and may amend the Charter in accordance with the provisions set forth therein and in Texas law; and

WHEREAS, the Charter was amended in 2002 and 2010; and

WHEREAS, in April 2018, the City Council of the City of Frisco, Texas (the "City Council") appointed citizens to a Charter Review Commission (the "CRC"), and charged the CRC with reviewing the Charter; and

WHEREAS, following a series of meetings, the CRC presented its report of proposed Charter amendments at a public meeting of the City Council in November 2018, and the City Council reviewed the CRC's report and discussed the proposed Charter amendments at public meetings in December 2018 and in January and February 2019; and

WHEREAS, the City Council called a special election to be held on May 4, 2019 (the "Special Election"), for the purpose of submitting to the qualified voters of Frisco certain proposed amendments to the Charter, pursuant to and in accordance with Section 9.004 of the Texas Local Government Code and Section 11.06 of the City Charter, the proposed amendments being in the form of Propositions F through AC; and

WHEREAS, the Special Election was administered by the Collin County Elections Administrator and the Denton County Elections Administrator; and

WHEREAS, the Collin County Elections Administrator and the Denton County Elections Administrator have made the return of the Special Election results and delivered them to the City Council in the time and manner required by law; and

WHEREAS, the City Council finds that the Special Election was duly called; that notices of the Special Election were given in accordance with Texas law and the Charter; that the Special Election was held in accordance with Texas law and the Charter; that the Special Election returns

were duly and legally made and delivered; and that there were cast at the Special Election valid and legal votes; and

WHEREAS, the City Council finds and declares that the meeting at which this Ordinance is considered is open to the public as required by law, and that the public notice of the time, place and purpose of the meeting was given as required by Chapter 551 of the Texas Government Code; and

WHEREAS, the City Council, having canvassed the combined early voting and election day accumulated totals for the Special Election, finds that the votes cast result in the qualified voters of Frisco approving by majority vote Propositions F through AC, thereby amending the Charter; and

WHEREAS, the City Council desires to declare the adoption of the amendments to the Charter, and to adopt the amended Charter, as authorized by the Charter and Texas law.

NOW, THEREFORE, BE IT ORDAINED BY THE CITY COUNCIL OF THE CITY OF FRISCO, TEXAS:

SECTION 1: Findings Incorporated. The findings set forth above are incorporated into the body of this Ordinance as if fully set forth herein.

SECTION 2: Adoption of Charter Amendments. The City Council hereby declares that Propositions F through AC, setting forth amendments to the Charter, were approved by the qualified voters of Frisco at the Special Election on May 4, 2019. A true and correct copy of the approved amendments to the Charter is attached hereto as Exhibit A and incorporated herein for all purposes. Pursuant to Section 9.005(b) of the Texas Local Government Code, the City Council hereby declares that amendments to the Charter as set forth in Exhibit A are adopted.

SECTION 3: Recordation and Certification of Charter Amendments. The City Secretary shall record in the Office of the City Secretary the Charter amendments as set forth in Exhibit A. Pursuant to Section 9.007 of the Texas Local Government Code, the Mayor shall certify to the Secretary of State of the State of Texas, an authenticated copy of this Ordinance and said Charter amendments under the seal of Frisco, showing the approval by the voters of Frisco.

SECTION 4: Severability. Should any section, subsection, sentence, clause or phrase of this Ordinance be declared unconstitutional and/or invalid by a court of competent jurisdiction, it is expressly provided that any and all remaining portions of this Ordinance shall remain in full force and effect. The City Council hereby declares that it would have passed this Ordinance, and each section, subsection, clause or phrase thereof, regardless of whether any one or more sections, subsections, sentences, clauses or phrases is declared unconstitutional and/or invalid.

SECTION 5: Savings/Repealing. All provisions of any ordinance in conflict with this Ordinance are hereby repealed to the extent they are in conflict. Any remaining portions of said ordinances shall remain in full force and effect.

SECTION 6: Effective Date. This Ordinance shall become effective from and after its

adoption.

DULY PASSED AND APPROVED BY THE CITY COUNCIL OF THE CITY OF FRISCO, TEXAS, on this 14th day of May, 2019.





~~Jeff Cheney, Mayor~~

Shona Huffman, Mayor Pro-Tem

**ATTESTED TO AND
CORRECTLY RECORDED BY:**

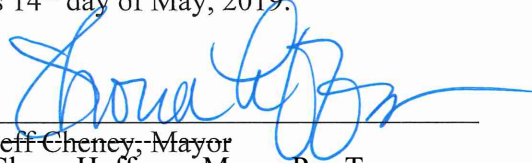
APPROVED AS TO FORM:


Kristi Morrow, City Secretary
Abernathy Roeder Boyd & Hullett P.C.
Ryan D. Pittman, City Attorneys


CERTIFICATION OF CHARTER AMENDMENT

Pursuant to Section 9.007(a) of the Texas Local Government Code, I, Jeff Cheney, mayor of the City of Frisco, Texas, hereby certify and submit to the Secretary of State of the State of Texas the above and foregoing authenticated copy of City of Frisco Ordinance No. 19-05-38, adopted by the City Council of the City of Frisco, Texas, on the 14th day of May 2019, and attached thereto as Exhibit A is a true and correct copy of the amendments to the City of Frisco Home Rule Charter approved by the voters of the City of Frisco, Texas, at an election held for that purpose on May 4, 2019.

This certificate of authentication executed this 14th day of May, 2019.



Jeff Cheney, Mayor
Shona Huffman, Mayor Pro-Tem



ATTEST:



Kristi Morrow, City Secretary

[Seal of the City of Frisco, Texas]

Exhibit A
Approved Charter Amendments

In accordance with the propositions approved at the Special Election held on May 4, 2019, the Home Rule Charter of the City of Frisco, Texas, is hereby amended as follows¹:

1. In accordance with Proposition F, Section 5.02(1) is amended to read as follows:

SECTION 5.02 Filing for Office

- (1) Candidates for elective City offices shall file for office in accordance with the Texas Election Code. Each candidate's application for a place on the ballot must be accompanied by a nonrefundable filing fee of two hundred dollars (\$200) or, in lieu of the payment of a filing fee, a petition signed by no less than 25 qualified voters of the City or one-half of one percent of the total votes received in the City by all candidates for Mayor in the most recent mayoral Special Election, whichever is greater.

...

2. In accordance with Proposition G, Section 3.04 is amended to read as follows:

SECTION 3.04 Compensation

~~Compensation of the City Council shall be determined by the City Council by ordinance, but no increase in such compensation shall take effect until commencement of the terms of Mayor and/or Council Members elected at the next regular election. The City Council shall also be entitled to reimbursement for actual expenses incurred in the performance of official duties with the approval of the City Council at a public meeting.~~ The Mayor shall receive compensation in the amount of \$850.00 per month. Each Council Member shall receive compensation in the amount of \$700.00 per month. In addition to such compensation, the Mayor and each Council Member shall be entitled to reimbursement of actual expenses incurred in the performance of their official duties with the approval of the City Council at a public meeting. To the extent possible, all related expenses for conferences, meetings, meals and other types of events that recur during a budget year that are attended by the Mayor and Council Members (whether one or more) shall be included in the City's annual budget. The City Manager and Finance Director shall create and administer the regulations for the implementation of this policy.

3. In accordance with Proposition H, Section 9.02(3) is amended to read as follows:

SECTION 9.02 Duties and Powers

...

¹ Words and punctuation to be added are underlined; words and punctuation to be deleted are marked with ~~strikethrough~~.

- (3) A vote of three-fourths (3/4ths) of the ~~members of the City Council~~ Council Members present, or four (4) votes, whichever is greater, is required to overrule a recommendation of the Commission that a proposed zoning amendment, supplement, or change be denied. The Mayor shall be entitled to vote when a vote of three-fourths (3/4ths) of the members of the City Council is required under this subsection or by state law or City ordinance.
-

4. In accordance with Proposition I, Section 3.05(1) is amended to read as follows:

SECTION 3.05 Mayor, Mayor Pro-Tem and Deputy Mayor Pro-Tem

- (1) The Mayor shall preside at meetings of the City Council, and shall be recognized as head of the City government for all ceremonial purposes, and by the Governor for purposes of military law, but shall have no regular administrative duties. The Mayor may participate in the discussion of all matters coming before the City Council. The Mayor shall not be entitled to vote as a member thereof, on legislative or other matters, except in case of a tie, when the Mayor shall cast the deciding vote, or when a certain percentage of affirmative votes of all of the members of the City Council is required to pass a measure pursuant to state law, City ordinance or this Charter, but shall have no power to veto.
- ...
-

5. In accordance with Proposition J, Section 3.02 is amended to read as follows:

SECTION 3.02 Limitations on Terms

...

~~To account for the transition from two (2) consecutive terms to three (3) consecutive terms, the term that each person on the City Council is currently filling, as of January 1, 2010, and all terms consecutively served prior to that current term shall count for purposes of determining whether three (3) consecutive terms have been served.~~

6. In accordance with Proposition K, Sections 3.05(2) and 3.05(3) are amended to read as follows:

SECTION 3.05 Mayor, Mayor Pro-Tem and Deputy Mayor Pro-Tem

...

- (2) The Mayor Pro-Tem shall be a Council Member elected by the City Council at the first regular meeting after each election of Council Members and/or Mayor, except that in the event a runoff election is required for any such office, the City Council shall not

elect a Mayor Pro-Tem until the runoff election is completed and the duly elected candidate(s) have been officially seated on the City Council. The Mayor Pro-Tem shall serve in such capacity until a majority of the City Council votes to elect a new Mayor Pro-Tem. The Mayor Pro-Tem shall act as Mayor during the disability or absence of the Mayor, and in this capacity shall have the rights conferred upon the Mayor.

- (3) The Deputy Mayor Pro-Tem shall be a Council Member elected by the City Council at the first regular meeting after each election of Council Members and/or Mayor, except that in the event a runoff election is required for any such office, the City Council shall not elect a Deputy Mayor Pro-Tem until the runoff election is completed and the duly elected candidate(s) have been officially seated on the City Council. The Deputy Mayor Pro-Tem shall serve in such capacity until a majority of the City Council votes to elect a new Deputy Mayor Pro-Tem. The Deputy Mayor Pro-Tem shall act as Mayor during the disability or absence of the Mayor and Mayor Pro-Tem, and in this capacity shall have the rights conferred upon the Mayor.

-
7. In accordance with Proposition L, Section 3.14(3), Section 6.17 and Section 7.05 are amended to read as follows:

SECTION 3.14 Passage of Ordinances in General

...

- (3) Every ordinance shall become effective upon adoption or at any later time(s) specified in the ordinance, except that every ordinance imposing any penalty, fine or forfeiture shall become effective only after having been published twice in its entirety or summary form after adoption, in a newspaper designated as the official newspaper of the City, or by such other means as may be allowed by state law.

...

SECTION 6.17 Publication of Proposed and Referred Ordinances

The person performing the duties of City Secretary of the City shall publish at least twice (2x) in the official newspaper of the City, or by such other means as may be allowed by state law, the proposed or referred ordinance or resolution within fifteen (15) days before the date of the election, and shall give such other notices and do such other things relative to such election as are required by law in municipal elections and by the ordinance or resolution calling said election.

SECTION 7.05 Public Hearing on Budget

At the City Council meeting when the budget is submitted, the City Council shall name the date and place of a public hearing and shall have published in the official newspaper of the City, at least twice (2x), or by such other means as may be allowed by state law, the time and place, which will be not less than ten (10) days nor more than thirty (30) days after the date

of notice. At this hearing, interested citizens may express their opinions concerning items of expenditures, giving their reasons for wishing to increase or decrease any items of expense.

8. In accordance with Proposition M, Section 3.15(3) is amended to read as follows:

SECTION 3.15 Emergency Ordinances

...

- (3) An emergency ordinance may be introduced at any City Council meeting and can be adopted with or without amendment or rejected at the meeting at which it is introduced. The affirmative vote of at least five (5) Council Members a majority of a quorum of the City Council present and qualified to vote shall be required for adoption.

...

9. In accordance with Proposition N, Section 3.16 is amended to read as follows:

SECTION 3.16 Authentication, Recording, Codification, ~~Printing~~ and Distribution

- (1) All ordinances and resolutions adopted by the City Council shall be authenticated by seal and signature of the person performing the duties of the City Secretary ~~and numbered consecutively as adopted~~. They shall be properly indexed and ~~placed in a book kept open~~ made available for public inspection.
- (2) The City Council may maintain the codification of ordinances of the City. This codification shall be known and cited as "The Frisco City Code" and shall be in full force and effect without the necessity of such code or any part thereof being published in any newspaper. The caption, descriptive clause and other formal parts of the ordinances of the City may be omitted without affecting the validity of such ordinances when codified. Every general ordinance enacted subsequent to such codification shall be enacted as an amendment to the code. For the purpose of this section, general ordinances shall be deemed to be those ordinances of a permanent or continuing nature which affect the residents of the City at large. ~~Copies of the Frisco City Code shall be furnished to City Officers, placed in City offices and made available for purchase by~~ to the public at a reasonable price to be fixed by the City Council.
- (3) The City Council shall cause all ordinances and amendments to this Charter to be ~~printed made available~~ promptly following their adoption. A copy of each ordinance and amendment shall be placed in appropriate City offices for public reference. Printed ordinances and Charter amendments shall be sold to the public at a reasonable price to be fixed by the City Council.
-

10. In accordance with Proposition O, Sections 4.03(2) and 4.03(3) are amended to read as follows:

SECTION 4.03 Municipal Court

...

- (2) The City Council shall appoint by the affirmative vote of a majority of the full membership of the City Council such Municipal Judges of the Municipal Court as may be necessary, all of whom shall be competent, duly qualified attorneys licensed and practicing for at least two (2) years in the State of Texas. In the event a duly qualified attorney is not available, the City Council shall then select a qualified person to be the Municipal Judge. The Municipal Judge(s) of the Municipal Court(s) shall be appointed to a term of ~~two-four~~ (24) years and may be appointed to additional consecutive terms upon completion of his/her/their term(s) of office. The appointment of the Municipal Judge(s) may be terminated, without cause, at any time by the affirmative vote of a majority of the full membership of the City Council. The Municipal Judge(s) shall receive compensation as may be determined by the City Council.

- ~~(3) In the event of failure of any Municipal Judge to perform his or her duties, the Mayor shall act in the Municipal Judge's place and stead (and in the event of a vacancy, until a Municipal Judge is appointed by the City Council to fill the vacancy). If the Mayor acts as Municipal Judge, the Mayor shall be compensated at the same salary, if any, as the Municipal Judge for whom the Mayor is acting.~~

...

-
11. In accordance with Proposition P, Section 4.06(2)(E) is amended to read as follows:

SECTION 4.06 Personnel System

...

- (2) The adopted rules shall provide for the following requirements:

...

- (E) A plan for annual oral and written evaluation based on a job description for all City employees by their immediate supervisor, including evaluation of the City Manager, ~~City Secretary~~, Municipal Judge, and City Attorney by the City Council; and

...

-
12. In accordance with Proposition Q, Section 5.01(2) is amended to read as follows:

SECTION 5.01 City Elections

...

- (2) The regular City election shall be held annually on the ~~first Saturday~~second Saturday in May or such other date as required by the Texas Election Code. The City Council shall be responsible for specification of places for holding such elections.

...

-
13. In accordance with Proposition R, Section 5.01(6) and Section 11.07(2) are amended to read as follows:

SECTION 5.01 City Elections

...

- (6) A sample ballot shall be published ~~twice~~ in at least one of the official ~~newspaper media of communication designated for City notices of the City.~~

SECTION 11.07 Charter Review Commission

...

- (2) The City Council shall receive and have published in at least one of the official media of communication designated for City notices ~~the official newspaper of the City~~ a comprehensive summary of the report presented by the Commission. ~~The City Council~~ shall consider any recommendations made by the Commission, and may order any amendments suggested to be submitted to the voters of the City in the manner provided by state law as now written or hereafter amended.

...

-
14. In accordance with Proposition S, Section 5.02(2)(F) is amended to read as follows:

SECTION 5.02 Filing for Office

...

- (2) Candidates for elective City offices shall meet the following qualifications:

...

- ~~(F) No employee of the City shall continue in such position after filing for an elective office provided for in this Charter;~~

...

-
15. In accordance with Proposition T, Section 5.04(2) and Section 5.05(1) are amended to read as follows:

SECTION 5.04 Official Results

...

- (2) The returns of every municipal election shall be handled in accordance with the Texas Election Code. These returns shall be delivered from the election judges to the person performing the duties of the City Secretary and the Mayor at City Hall as soon as possible after the closing of the polls. Election returns, general and special, shall be presented to the City Council at their next meeting ~~following the election~~ in accordance with the Texas Election Code, at which time the City Council shall canvass and declare the results of the election, which shall be recorded in the minutes of the meeting.

SECTION 5.05 Taking of Office

- (1) Each newly elected person to the City Council shall be inducted into office at the first regular City Council meeting following the ~~election~~ official canvassing of the election.

...

-
16. In accordance with Proposition U, Section 6.01 is amended to read as follows:

SECTION 6.01 Scope of Recall

Any elected City official, ~~whether elected to office by qualified voters or appointed by the City Council to fill a vacancy~~, shall be subject to recall and removal from office by the qualified voters of the City on grounds of incompetency, misconduct, or malfeasance in office.

-
17. In accordance with Proposition V, Section 6.05, Section 6.13 and Section 6.14 are amended to read as follows:

SECTION 6.05 Presentation of Petition to the City Council

Within ~~twenty-one (21)~~ thirty-five (35) days after the date of the filing of the papers constituting the recall petition, the person performing the duties of City Secretary shall present such petition to the City Council of the City.

SECTION 6.13 Initiative

Following a review by the City Attorney for enforceability and legality, qualified voters of the City may initiate legislation by submitting a petition addressed to the City Council which

requests the submission of a proposed ordinance or resolution to a vote of the qualified voters of the City. Said petition must be signed by qualified voters of the City of at least thirty percent (30%) of the number of votes cast at the last regular mayoral election, or one hundred and fifty (150), whichever is greater, and each copy of the petition shall have attached to it a copy of the proposed legislation. The petition shall be signed in the same manner as recall petitions are signed, as provided in this Article, and shall be verified by oath in the manner and form provided for recall petitions in this Article. The petition may consist of one (1) or more copies as permitted for recall petitions. Such petition shall be filed with the person performing the duties of City Secretary. Within ~~twenty-one (21)~~thirty-five (35) days after the filing of such petition, the person performing the duties of City Secretary shall present said petition and proposed ordinance or resolution to the City Council. Upon presentation to the City Council, it shall become the duty of the City Council, within two (2) regularly scheduled City Council meetings after the receipt thereof, to pass and adopt such ordinance or resolution without alteration as to meaning or effect in the opinion of the persons filing the petition, or to call a special election, to be held within thirty (30) days thereafter and/or on a date allowed under the Texas Election Code, at which the qualified voters of the City shall vote on the question of adopting or rejecting the proposed legislation. However, if any other City election is to be held within sixty (60) days after the filing of the petition, the question may be voted on at such election. Any election order so issued shall comply fully with the Texas Election Code. Unless otherwise provided by law, any election for an initiative under this Charter shall be held on the first authorized uniform election date that occurs after the sixty-fifth (65th) day after the petition was presented to the City Council.

SECTION 6.14 Referendum

Qualified voters of the City may require that any ordinance or resolution, with the exception of ordinances or resolutions appropriating money or levying taxes, passed by the City Council be submitted to the voters of the City for approval or disapproval, by submitting a petition for this purpose within thirty (30) days after final passage of said ordinance or resolution, or within thirty (30) days after its publication. Said petition shall be addressed, signed, and verified as required for recall petitions in this Article and shall be submitted to the person performing the duties of City Secretary. Within thirty-five (35) days after ~~Immediately upon~~ the filing of such petition, the person performing the duties of City Secretary shall present said petition to the City Council. Thereupon, the City Council shall immediately reconsider such ordinance or resolution and, if the City Council does not entirely repeal the same, shall submit it to popular vote as provided in Section 6.13 of this Charter. Pending the holding of such election, each ordinance or resolution shall be suspended from taking effect and shall not later take effect unless a majority of the qualified voters voting thereon at such election shall vote in favor thereof. Unless otherwise provided by law, any election for a referendum under this Charter shall be held on the first authorized uniform election date that occurs after the sixty-fifth (65th) day after the petition was presented to the City Council.

-
18. In accordance with Proposition W, Section 6.11 and Section 6.23 are amended to read as follows:

SECTION 6.11 Failure of the City Council to Call an Election-Recall

In case that all the requirements of this Charter shall have been met and the City Council shall fail or refuse to receive the recall petition, or order such recall election, or discharge any other duties imposed on the City Council by the provisions of this Charter with reference to such recall, then any petitioning citizen may file an application for a writ of mandamus with the appropriate court to require the ~~the District Judge of Collin County, Texas, shall~~ discharge ~~any~~ of such duties herein provided to be discharged by the person performing the duties of City Secretary or by the City Council.

SECTION 6.23 Failure of the City Council to Call an Election-Initiative or Referendum

In case that all of the requirements of this Charter shall have been met and the City Council shall fail or refuse to receive the initiative or referendum petition, or order such initiative or referendum election, or discharge any other duties imposed on the City Council by the provisions of this Charter with reference to such initiative or referendum, then any petitioning citizen may file an application for a writ of mandamus with the appropriate court to require the ~~the District Judge of Collin County, Texas, shall~~ discharge ~~any~~ of such duties herein provided to be discharged by the person performing the duties of City Secretary or by the City Council.

19. In accordance with Proposition X, Section 6.14 is amended to read as follows:

SECTION 6.14 Referendum

Qualified voters of the City may require that any ordinance or resolution, with the exception of ordinances or resolutions appropriating money or levying taxes, passed by the City Council be submitted to the voters of the City for approval or disapproval, by submitting a petition for this purpose within thirty (30) days after final passage of said ordinance or resolution, or within thirty (30) days after its publication. Said petition must be signed by qualified voters of the City of at least thirty percent (30%) of the number of votes cast at the last regular mayoral election, or one hundred and fifty (150), whichever is greater. Said petition shall be addressed, signed, and verified as required for recall petitions in this Article and shall be submitted to the person performing the duties of City Secretary. Immediately upon the filing of such petition, the person performing the duties of City Secretary shall present said petition to the City Council. Thereupon, the City Council shall immediately reconsider such ordinance or resolution and, if the City Council does not entirely repeal the same, shall submit it to popular vote as provided in Section 6.13 of this Charter. Pending the holding of such election, each ordinance or resolution shall be suspended from taking effect and shall not later take effect unless a majority of the qualified voters voting thereon at such election shall vote in favor thereof. Unless otherwise provided by law, any election for a referendum under this Charter shall be held on the first authorized uniform election date that occurs after the sixty-fifth (65th) day after the petition was presented to the City Council.

20. In accordance with Proposition Y, Section 6.16 is amended to read as follows:

SECTION 6.16 Form of Ballots

The ballots used when voting upon such proposed and referred ordinances, resolutions or measures, shall set forth their nature sufficiently to identify them and shall also set forth upon separate lines the words:

- “For the Ordinance” or
 - “Against the Ordinance” or
 - “For the Resolution” or
 - “Against the Resolution” or
 - “For the Measure” or
 - “Against the Measure”
-

21. In accordance with Proposition Z, Section 8.01(3) is amended to read as follows:

SECTION 8.01 Authority, Composition and Procedures

...

- (3) All boards, commissions or committees of the City shall keep and maintain minutes of any proceedings held and ~~shall submit~~make them available a written report of such proceedings to the City Council ~~no more than three (3) weeks following each meeting.~~

...

22. In accordance with Proposition AA, Section 11.02 is amended to read as follows:

SECTION 11.02 Official ~~Newspaper~~Medium of Communication

The City Council shall declare annually ~~an one or more official newspaper of general circulation in the City~~media for the communication of. All all ordinances, notices and other matters required by this Charter, City ordinance, or the Constitution and laws of the State of Texas ~~shall to~~ be published ~~in the official newspaper or made available by the City.~~

23. In accordance with Proposition AB, Section 11.09 is added as follows:

SECTION 11.09 Non-substantive Revisions

- (1) The City Council may, without approval of the voters, adopt an ordinance that makes the following types of revisions to this Charter:
 - (A) Renumbering, revising headings and rearranging parts thereof; and
 - (B) Correcting errors in spelling, grammar, cross-references and punctuation.
 - (2) A revision adopted under this section is not intended to and is not to be interpreted as making any substantive change in any Charter provision.
-

24. In accordance with Proposition AC, Section 12.10 is amended to read as follows:

SECTION 12.10 Disaster Clause

In case of disaster when a legal quorum of the City Council cannot otherwise be assembled due to multiple deaths or injuries, the surviving ~~persons-members~~ of the City Council, or highest surviving City official, if no elected official remains, must, within twenty-four (24) hours of such disaster, ~~request~~ appoint a commission with a membership equal to the number of persons necessary to make a quorum, composed of the surviving members of the City Council, if any, and the most recent, formerly elected Council Members and Mayors of Frisco who are residents of Frisco, the highest-ranking elected member of the Frisco Independent School District who is a resident of Frisco, and the highest-ranking members of the Frisco Economic Development Corporation, the Frisco Community Development Corporation and the Frisco Planning and Zoning Commission, all in that order ~~the highest surviving officers of the local Chamber of Commerce and the Board of Trustees of the local school district, and the County Judge of Collin County, to appoint a commission to.~~ The commission shall act as the City Council during the emergency-disaster and call a City election within fifteen (15) days of such disaster, or as provided in the Texas Election Code, for election of a required quorum, if for good reasons it is known that a quorum of the present City Council will never again meet. The commission's authority to act shall cease once a quorum of City Council is elected and inducted into office.

[The remainder of this page intentionally left blank.]

STATE OF TEXAS

§

**CANVASS OF THE
CITY OF FRISCO
ELECTION**

COUNTY OF COLLIN

§

MAY 4, 2019

I, Bruce Sherbet, the undersigned Elections Administrator of Collin County, do hereby certify that I have made an actual check and comparison of all the ballots tabulated as voted with the Return Sheets, and the unused ballots as recorded on the Register of Official Ballots. I, therefore, make the following report of my findings from the May 4, 2019, City of Frisco Election that was held in Collin County, Texas.

I hereby certify the results to be a full, true and correct tabulation, audit and count of the votes cast in the said election.

WITNESS, my hand on this the 10th day of May 2019.



Bruce Sherbet
Elections Administrator
Collin County

Election Summary Report
Collin County, Texas
General and Special Elections
May 4, 2019

Date:05/10/19
Time:11:56:57
Page:1 of 4

Summary For Jurisdiction Wide, All Counters, Frisco City
Early Voting and Election Day Combined Accumulated Totals.
47 of 47 Vote Centers Reporting.

Registered Voters 573492 - Cards Cast 5680 0.99%

Num. Report Precinct 228 - Num. Reporting 228 100.00%

Frisco Council P2	
	Total
Number of Precincts	14
Precincts Reporting	14 100.0 %
Vote For	1
Times Counted	5349/57213 9.3 %
Total Votes	5111
Times Blank Voted	238
Times Over Voted	0
Number Of Under Votes	0
Jeanne Weisz	1162 22.74%
Shona Huffman	2375 46.47%
Mukesh Parna	1574 30.80%

Frisco Proposition B	
	Total
Number of Precincts	14
Precincts Reporting	14 100.0 %
Vote For	1
Times Counted	5349/57213 9.3 %
Total Votes	5114
Times Blank Voted	235
Times Over Voted	0
Number Of Under Votes	0
For	3741 73.15%
Against	1373 26.85%

Frisco Council P4	
	Total
Number of Precincts	14
Precincts Reporting	14 100.0 %
Vote For	1
Times Counted	5349/57213 9.3 %
Total Votes	4771
Times Blank Voted	577
Times Over Voted	1
Number Of Under Votes	0
Bill Woodard	2879 60.34%
Stephanie Cleveland	1892 39.66%

Frisco Proposition C	
	Total
Number of Precincts	14
Precincts Reporting	14 100.0 %
Vote For	1
Times Counted	5349/57213 9.3 %
Total Votes	5081
Times Blank Voted	268
Times Over Voted	0
Number Of Under Votes	0
For	3467 68.23%
Against	1614 31.77%

Frisco Proposition A	
	Total
Number of Precincts	14
Precincts Reporting	14 100.0 %
Vote For	1
Times Counted	5349/57213 9.3 %
Total Votes	5097
Times Blank Voted	252
Times Over Voted	0
Number Of Under Votes	0
For	3679 72.18%
Against	1418 27.82%

Frisco Proposition D	
	Total
Number of Precincts	14
Precincts Reporting	14 100.0 %
Vote For	1
Times Counted	5349/57213 9.3 %
Total Votes	5106
Times Blank Voted	243
Times Over Voted	0
Number Of Under Votes	0
For	3131 61.32%
Against	1975 38.68%

Frisco Proposition E	
	Total
Number of Precincts	14
Precincts Reporting	14 100.0 %
Vote For	1
Times Counted	5349/57213 9.3 %
Total Votes	5092
Times Blank Voted	257
Times Over Voted	0
Number Of Under Votes	0
For	3421 67.18%
Against	1671 32.82%

Election Summary Report
Collin County, Texas
General and Special Elections
May 4, 2019

Date:05/10/19
Time:11:56:57
Page:2 of 4

Summary For Jurisdiction Wide, All Counters, Frisco City
Early Voting and Election Day Combined Accumulated Totals.
47 of 47 Vote Centers Reporting.

Registered Voters 573492 - Cards Cast 5680 0.99%

Num. Report Precinct 228 - Num. Reporting 228 100.00%

Frisco Proposition F		Total	
Number of Precincts	14		
Precincts Reporting	14	100.0 %	
Vote For	1		
Times Counted	5349/57213	9.3 %	
Total Votes	4953		
Times Blank Voted	396		
Times Over Voted	0		
Number Of Under Votes	0		
For	3652	73.73%	
Against	1301	26.27%	

Frisco Proposition J		Total	
Number of Precincts	14		
Precincts Reporting	14	100.0 %	
Vote For	1		
Times Counted	5349/57213	9.3 %	
Total Votes	4791		
Times Blank Voted	558		
Times Over Voted	0		
Number Of Under Votes	0		
For	4016	83.82%	
Against	775	16.18%	

Frisco Proposition G		Total	
Number of Precincts	14		
Precincts Reporting	14	100.0 %	
Vote For	1		
Times Counted	5349/57213	9.3 %	
Total Votes	4915		
Times Blank Voted	434		
Times Over Voted	0		
Number Of Under Votes	0		
For	3183	64.76%	
Against	1732	35.24%	

Frisco Proposition K		Total	
Number of Precincts	14		
Precincts Reporting	14	100.0 %	
Vote For	1		
Times Counted	5349/57213	9.3 %	
Total Votes	4754		
Times Blank Voted	595		
Times Over Voted	0		
Number Of Under Votes	0		
For	3990	83.93%	
Against	764	16.07%	

Frisco Proposition H		Total	
Number of Precincts	14		
Precincts Reporting	14	100.0 %	
Vote For	1		
Times Counted	5349/57213	9.3 %	
Total Votes	4887		
Times Blank Voted	462		
Times Over Voted	0		
Number Of Under Votes	0		
For	3694	75.59%	
Against	1193	24.41%	

Frisco Proposition L		Total	
Number of Precincts	14		
Precincts Reporting	14	100.0 %	
Vote For	1		
Times Counted	5349/57213	9.3 %	
Total Votes	4759		
Times Blank Voted	590		
Times Over Voted	0		
Number Of Under Votes	0		
For	3903	82.01%	
Against	856	17.99%	

Frisco Proposition I		Total	
Number of Precincts	14		
Precincts Reporting	14	100.0 %	
Vote For	1		
Times Counted	5349/57213	9.3 %	
Total Votes	4814		
Times Blank Voted	535		
Times Over Voted	0		
Number Of Under Votes	0		
For	3407	70.77%	
Against	1407	29.23%	

Frisco Proposition M		Total	
Number of Precincts	14		
Precincts Reporting	14	100.0 %	
Vote For	1		
Times Counted	5349/57213	9.3 %	
Total Votes	4757		
Times Blank Voted	592		
Times Over Voted	0		
Number Of Under Votes	0		
For	3492	73.41%	
Against	1265	26.59%	

Election Summary Report
Collin County, Texas
General and Special Elections
May 4, 2019

Date:05/10/19
Time:11:56:57
Page:3 of 4

Summary For Jurisdiction Wide, All Counters, Frisco City
Early Voting and Election Day Combined Accumulated Totals.
47 of 47 Vote Centers Reporting.

Registered Voters 573492 - Cards Cast 5680 0.99%

Num. Report Precinct 228 - Num. Reporting 228 100.00%

Frisco Proposition N		Total	
Number of Precincts		14	
Precincts Reporting		14	100.0 %
Vote For		1	
Times Counted	5349/57213	9.3 %	
Total Votes	4611		
Times Blank Voted	738		
Times Over Voted	0		
Number Of Under Votes	0		
For	3735	81.00%	
Against	876	19.00%	

Frisco Proposition R		Total	
Number of Precincts		14	
Precincts Reporting		14	100.0 %
Vote For		1	
Times Counted	5349/57213	9.3 %	
Total Votes	4654		
Times Blank Voted	695		
Times Over Voted	0		
Number Of Under Votes	0		
For	3330	71.55%	
Against	1324	28.45%	

Frisco Proposition O		Total	
Number of Precincts		14	
Precincts Reporting		14	100.0 %
Vote For		1	
Times Counted	5349/57213	9.3 %	
Total Votes	4762		
Times Blank Voted	587		
Times Over Voted	0		
Number Of Under Votes	0		
For	3018	63.38%	
Against	1744	36.62%	

Frisco Proposition S		Total	
Number of Precincts		14	
Precincts Reporting		14	100.0 %
Vote For		1	
Times Counted	5349/57213	9.3 %	
Total Votes	4702		
Times Blank Voted	647		
Times Over Voted	0		
Number Of Under Votes	0		
For	3777	80.33%	
Against	925	19.67%	

Frisco Proposition P		Total	
Number of Precincts		14	
Precincts Reporting		14	100.0 %
Vote For		1	
Times Counted	5349/57213	9.3 %	
Total Votes	4739		
Times Blank Voted	610		
Times Over Voted	0		
Number Of Under Votes	0		
For	3373	71.18%	
Against	1366	28.82%	

Frisco Proposition T		Total	
Number of Precincts		14	
Precincts Reporting		14	100.0 %
Vote For		1	
Times Counted	5348/57213	9.3 %	
Total Votes	4573		
Times Blank Voted	775		
Times Over Voted	0		
Number Of Under Votes	0		
For	3851	84.21%	
Against	722	15.79%	

Frisco Proposition Q		Total	
Number of Precincts		14	
Precincts Reporting		14	100.0 %
Vote For		1	
Times Counted	5349/57213	9.3 %	
Total Votes	4747		
Times Blank Voted	602		
Times Over Voted	0		
Number Of Under Votes	0		
For	4074	85.82%	
Against	673	14.18%	

Frisco Proposition U		Total	
Number of Precincts		14	
Precincts Reporting		14	100.0 %
Vote For		1	
Times Counted	5348/57213	9.3 %	
Total Votes	4650		
Times Blank Voted	698		
Times Over Voted	0		
Number Of Under Votes	0		
For	3839	82.56%	
Against	811	17.44%	

Election Summary Report
Collin County, Texas
General and Special Elections
May 4, 2019

Date:05/10/19
Time:11:56:57
Page:4 of 4

Summary For Jurisdiction Wide, All Counters, Frisco City
Early Voting and Election Day Combined Accumulated Totals.
47 of 47 Vote Centers Reporting.

Registered Voters 573492 - Cards Cast 5680 0.99%

Num. Report Precinct 228 - Num. Reporting 228 100.00%

Frisco Proposition V	
	Total
Number of Precincts	14
Precincts Reporting	14 100.0 %
Vote For	1
Times Counted	5348/57213 9.3 %
Total Votes	4503
Times Blank Voted	845
Times Over Voted	0
Number Of Under Votes	0
For	3461 76.86%
Against	1042 23.14%

Frisco Proposition Z	
	Total
Number of Precincts	14
Precincts Reporting	14 100.0 %
Vote For	1
Times Counted	5348/57213 9.3 %
Total Votes	4546
Times Blank Voted	802
Times Over Voted	0
Number Of Under Votes	0
For	3724 81.92%
Against	822 18.08%

Frisco Proposition W	
	Total
Number of Precincts	14
Precincts Reporting	14 100.0 %
Vote For	1
Times Counted	5348/57213 9.3 %
Total Votes	4438
Times Blank Voted	910
Times Over Voted	0
Number Of Under Votes	0
For	3427 77.22%
Against	1011 22.78%

Frisco Proposition AA	
	Total
Number of Precincts	14
Precincts Reporting	14 100.0 %
Vote For	1
Times Counted	5348/57213 9.3 %
Total Votes	4530
Times Blank Voted	818
Times Over Voted	0
Number Of Under Votes	0
For	3553 78.43%
Against	977 21.57%

Frisco Proposition X	
	Total
Number of Precincts	14
Precincts Reporting	14 100.0 %
Vote For	1
Times Counted	5348/57213 9.3 %
Total Votes	4553
Times Blank Voted	795
Times Over Voted	0
Number Of Under Votes	0
For	3641 79.97%
Against	912 20.03%

Frisco Proposition AB	
	Total
Number of Precincts	14
Precincts Reporting	14 100.0 %
Vote For	1
Times Counted	5348/57213 9.3 %
Total Votes	4512
Times Blank Voted	836
Times Over Voted	0
Number Of Under Votes	0
For	2435 53.97%
Against	2077 46.03%

Frisco Proposition Y	
	Total
Number of Precincts	14
Precincts Reporting	14 100.0 %
Vote For	1
Times Counted	5348/57213 9.3 %
Total Votes	4549
Times Blank Voted	799
Times Over Voted	0
Number Of Under Votes	0
For	3909 85.93%
Against	640 14.07%

Frisco Proposition AC	
	Total
Number of Precincts	14
Precincts Reporting	14 100.0 %
Vote For	1
Times Counted	5348/57213 9.3 %
Total Votes	4438
Times Blank Voted	910
Times Over Voted	0
Number Of Under Votes	0
For	3346 75.39%
Against	1092 24.61%

Election Summary Report
Collin County, Texas
General and Special Elections
May 4, 2019

Date:05/10/19
Time:11:35:24
Page:1 of 6

Summary For Jurisdiction Wide, , Frisco City
Election Day Accumulated Totals

Registered Voters 573492 - Cards Cast 2123 0.37%

Num. Report Precinct 228 - Num. Reporting 228 100.00%

Frisco Council P2		Total	
Number of Precincts	14		
Precincts Reporting	14	100.0 %	
Vote For	1		
Times Counted	2023/57213	3.5 %	
Total Votes	1922		
Times Blank Voted	101		
Times Over Voted	0		
Number Of Under Votes	0		
Jeanne Weisz	468	24.35%	
Shona Huffman	832	43.29%	
Mukesh Parna	622	32.36%	

Frisco Proposition B		Total	
Number of Precincts	14		
Precincts Reporting	14	100.0 %	
Vote For	1		
Times Counted	2023/57213	3.5 %	
Total Votes	1930		
Times Blank Voted	93		
Times Over Voted	0		
Number Of Under Votes	0		
For	1421	73.63%	
Against	509	26.37%	

Frisco Council P4		Total	
Number of Precincts	14		
Precincts Reporting	14	100.0 %	
Vote For	1		
Times Counted	2023/57213	3.5 %	
Total Votes	1783		
Times Blank Voted	240		
Times Over Voted	0		
Number Of Under Votes	0		
Bill Woodard	1047	58.72%	
Stephanie Cleveland	736	41.28%	

Frisco Proposition C		Total	
Number of Precincts	14		
Precincts Reporting	14	100.0 %	
Vote For	1		
Times Counted	2023/57213	3.5 %	
Total Votes	1918		
Times Blank Voted	105		
Times Over Voted	0		
Number Of Under Votes	0		
For	1319	68.77%	
Against	599	31.23%	

Frisco Proposition A		Total	
Number of Precincts	14		
Precincts Reporting	14	100.0 %	
Vote For	1		
Times Counted	2023/57213	3.5 %	
Total Votes	1920		
Times Blank Voted	103		
Times Over Voted	0		
Number Of Under Votes	0		
For	1382	71.98%	
Against	538	28.02%	

Frisco Proposition D		Total	
Number of Precincts	14		
Precincts Reporting	14	100.0 %	
Vote For	1		
Times Counted	2023/57213	3.5 %	
Total Votes	1919		
Times Blank Voted	104		
Times Over Voted	0		
Number Of Under Votes	0		
For	1155	60.19%	
Against	764	39.81%	

Election Summary Report
Collin County, Texas
General and Special Elections
May 4, 2019
Summary For Jurisdiction Wide, , Frisco City
Election Day Accumulated Totals

Date:05/10/19
Time:11:35:24
Page:2 of 6

Registered Voters 573492 - Cards Cast 2123 0.37%

Num. Report Precinct 228 - Num. Reporting 228 100.00%

Frisco Proposition E		Total	
Number of Precincts		14	
Precincts Reporting		14	100.0 %
Vote For		1	
Times Counted	2023/57213		3.5 %
Total Votes		1922	
Times Blank Voted		101	
Times Over Voted		0	
Number Of Under Votes		0	
For		1297	67.48%
Against		625	32.52%

Frisco Proposition H		Total	
Number of Precincts		14	
Precincts Reporting		14	100.0 %
Vote For		1	
Times Counted	2023/57213		3.5 %
Total Votes		1849	
Times Blank Voted		174	
Times Over Voted		0	
Number Of Under Votes		0	
For		1388	75.07%
Against		461	24.93%

Frisco Proposition F		Total	
Number of Precincts		14	
Precincts Reporting		14	100.0 %
Vote For		1	
Times Counted	2023/57213		3.5 %
Total Votes		1866	
Times Blank Voted		157	
Times Over Voted		0	
Number Of Under Votes		0	
For		1360	72.88%
Against		506	27.12%

Frisco Proposition I		Total	
Number of Precincts		14	
Precincts Reporting		14	100.0 %
Vote For		1	
Times Counted	2023/57213		3.5 %
Total Votes		1818	
Times Blank Voted		205	
Times Over Voted		0	
Number Of Under Votes		0	
For		1263	69.47%
Against		555	30.53%

Frisco Proposition G		Total	
Number of Precincts		14	
Precincts Reporting		14	100.0 %
Vote For		1	
Times Counted	2023/57213		3.5 %
Total Votes		1855	
Times Blank Voted		168	
Times Over Voted		0	
Number Of Under Votes		0	
For		1187	63.99%
Against		668	36.01%

Frisco Proposition J		Total	
Number of Precincts		14	
Precincts Reporting		14	100.0 %
Vote For		1	
Times Counted	2023/57213		3.5 %
Total Votes		1801	
Times Blank Voted		222	
Times Over Voted		0	
Number Of Under Votes		0	
For		1522	84.51%
Against		279	15.49%

Election Summary Report
Collin County, Texas
General and Special Elections
May 4, 2019
Summary For Jurisdiction Wide, , Frisco City
Election Day Accumulated Totals

Date:05/10/19
Time:11:35:24
Page:3 of 6

Registered Voters 573492 - Cards Cast 2123 0.37%

Num. Report Precinct 228 - Num. Reporting 228 100.00%

Frisco Proposition K		Total	
Number of Precincts		14	
Precincts Reporting		14	100.0 %
Vote For		1	
Times Counted	2023/57213	3.5 %	
Total Votes		1783	
Times Blank Voted		240	
Times Over Voted		0	
Number Of Under Votes		0	
For		1481	83.06%
Against		302	16.94%

Frisco Proposition N		Total	
Number of Precincts		14	
Precincts Reporting		14	100.0 %
Vote For		1	
Times Counted	2023/57213	3.5 %	
Total Votes		1725	
Times Blank Voted		298	
Times Over Voted		0	
Number Of Under Votes		0	
For		1421	82.38%
Against		304	17.62%

Frisco Proposition L		Total	
Number of Precincts		14	
Precincts Reporting		14	100.0 %
Vote For		1	
Times Counted	2023/57213	3.5 %	
Total Votes		1786	
Times Blank Voted		237	
Times Over Voted		0	
Number Of Under Votes		0	
For		1483	83.03%
Against		303	16.97%

Frisco Proposition O		Total	
Number of Precincts		14	
Precincts Reporting		14	100.0 %
Vote For		1	
Times Counted	2023/57213	3.5 %	
Total Votes		1793	
Times Blank Voted		230	
Times Over Voted		0	
Number Of Under Votes		0	
For		1098	61.24%
Against		695	38.76%

Frisco Proposition M		Total	
Number of Precincts		14	
Precincts Reporting		14	100.0 %
Vote For		1	
Times Counted	2023/57213	3.5 %	
Total Votes		1785	
Times Blank Voted		238	
Times Over Voted		0	
Number Of Under Votes		0	
For		1324	74.17%
Against		461	25.83%

Frisco Proposition P		Total	
Number of Precincts		14	
Precincts Reporting		14	100.0 %
Vote For		1	
Times Counted	2023/57213	3.5 %	
Total Votes		1784	
Times Blank Voted		239	
Times Over Voted		0	
Number Of Under Votes		0	
For		1263	70.80%
Against		521	29.20%

Election Summary Report
Collin County, Texas
General and Special Elections
May 4, 2019

Date:05/10/19
Time:11:35:24
Page:4 of 6

Summary For Jurisdiction Wide, , Frisco City
Election Day Accumulated Totals

Registered Voters 573492 - Cards Cast 2123 0.37%

Num. Report Precinct 228 - Num. Reporting 228 100.00%

Frisco Proposition Q		Total	
Number of Precincts		14	
Precincts Reporting		14	100.0 %
Vote For		1	
Times Counted	2023/57213		3.5 %
Total Votes		1785	
Times Blank Voted		238	
Times Over Voted		0	
Number Of Under Votes		0	
For		1558	87.28%
Against		227	12.72%

Frisco Proposition T		Total	
Number of Precincts		14	
Precincts Reporting		14	100.0 %
Vote For		1	
Times Counted	2023/57213		3.5 %
Total Votes		1714	
Times Blank Voted		309	
Times Over Voted		0	
Number Of Under Votes		0	
For		1446	84.36%
Against		268	15.64%

Frisco Proposition R		Total	
Number of Precincts		14	
Precincts Reporting		14	100.0 %
Vote For		1	
Times Counted	2023/57213		3.5 %
Total Votes		1741	
Times Blank Voted		282	
Times Over Voted		0	
Number Of Under Votes		0	
For		1240	71.22%
Against		501	28.78%

Frisco Proposition U		Total	
Number of Precincts		14	
Precincts Reporting		14	100.0 %
Vote For		1	
Times Counted	2023/57213		3.5 %
Total Votes		1743	
Times Blank Voted		280	
Times Over Voted		0	
Number Of Under Votes		0	
For		1434	82.27%
Against		309	17.73%

Frisco Proposition S		Total	
Number of Precincts		14	
Precincts Reporting		14	100.0 %
Vote For		1	
Times Counted	2023/57213		3.5 %
Total Votes		1769	
Times Blank Voted		254	
Times Over Voted		0	
Number Of Under Votes		0	
For		1424	80.50%
Against		345	19.50%

Frisco Proposition V		Total	
Number of Precincts		14	
Precincts Reporting		14	100.0 %
Vote For		1	
Times Counted	2023/57213		3.5 %
Total Votes		1679	
Times Blank Voted		344	
Times Over Voted		0	
Number Of Under Votes		0	
For		1281	76.30%
Against		398	23.70%

Election Summary Report
Collin County, Texas
General and Special Elections
May 4, 2019

Date:05/10/19
Time:11:35:24
Page:5 of 6

Summary For Jurisdiction Wide, , Frisco City
Election Day Accumulated Totals

Registered Voters 573492 - Cards Cast 2123 0.37%

Num. Report Precinct 228 - Num. Reporting 228 100.00%

Frisco Proposition W		Total	
Number of Precincts	14		
Precincts Reporting	14	100.0 %	
Vote For	1		
Times Counted	2023/57213	3.5 %	
Total Votes	1658		
Times Blank Voted	365		
Times Over Voted	0		
Number Of Under Votes	0		
For	1290	77.80%	
Against	368	22.20%	

Frisco Proposition Z		Total	
Number of Precincts	14		
Precincts Reporting	14	100.0 %	
Vote For	1		
Times Counted	2023/57213	3.5 %	
Total Votes	1693		
Times Blank Voted	330		
Times Over Voted	0		
Number Of Under Votes	0		
For	1385	81.81%	
Against	308	18.19%	

Frisco Proposition X		Total	
Number of Precincts	14		
Precincts Reporting	14	100.0 %	
Vote For	1		
Times Counted	2023/57213	3.5 %	
Total Votes	1701		
Times Blank Voted	322		
Times Over Voted	0		
Number Of Under Votes	0		
For	1378	81.01%	
Against	323	18.99%	

Frisco Proposition AA		Total	
Number of Precincts	14		
Precincts Reporting	14	100.0 %	
Vote For	1		
Times Counted	2023/57213	3.5 %	
Total Votes	1698		
Times Blank Voted	325		
Times Over Voted	0		
Number Of Under Votes	0		
For	1345	79.21%	
Against	353	20.79%	

Frisco Proposition Y		Total	
Number of Precincts	14		
Precincts Reporting	14	100.0 %	
Vote For	1		
Times Counted	2023/57213	3.5 %	
Total Votes	1696		
Times Blank Voted	327		
Times Over Voted	0		
Number Of Under Votes	0		
For	1448	85.38%	
Against	248	14.62%	

Frisco Proposition AB		Total	
Number of Precincts	14		
Precincts Reporting	14	100.0 %	
Vote For	1		
Times Counted	2023/57213	3.5 %	
Total Votes	1691		
Times Blank Voted	332		
Times Over Voted	0		
Number Of Under Votes	0		
For	878	51.92%	
Against	813	48.08%	

Election Summary Report
Collin County, Texas
General and Special Elections
May 4, 2019

Date:05/10/19
Time:11:35:24
Page:6 of 6

Summary For Jurisdiction Wide, , Frisco City
Election Day Accumulated Totals

Registered Voters 573492 - Cards Cast 2123 0.37%

Num. Report Precinct 228 - Num. Reporting 228 100.00%

Frisco Proposition AC		
	Total	
Number of Precincts	14	
Precincts Reporting	14	100.0 %
Vote For	1	
Times Counted	2023/57213	3.5 %
Total Votes	1653	
Times Blank Voted	370	
Times Over Voted	0	
Number Of Under Votes	0	
For	1235	74.71%
Against	418	25.29%

Election Summary Report
Collin County, Texas
General and Special Elections
May 4, 2019

Date:05/10/19
Time:11:08:36
Page:1 of 4

Summary For Jurisdiction Wide, , Frisco City
Early Voting Accumulated Totals

Registered Voters 573492 - Cards Cast 3557 0.62%

Num. Report Precinct 228 - Num. Reporting 228 100.00%

Frisco Council P2	
	Total
Number of Precincts	14
Precincts Reporting	14 100.0 %
Vote For	1
Times Counted	3326/57213 5.8 %
Total Votes	3189
Times Blank Voted	137
Times Over Voted	0
Number Of Under Votes	0
Jeanne Weisz	694 21.76%
Shona Huffman	1543 48.39%
Mukesh Parna	952 29.85%

Frisco Proposition B	
	Total
Number of Precincts	14
Precincts Reporting	14 100.0 %
Vote For	1
Times Counted	3326/57213 5.8 %
Total Votes	3184
Times Blank Voted	142
Times Over Voted	0
Number Of Under Votes	0
For	2320 72.86%
Against	864 27.14%

Frisco Council P4	
	Total
Number of Precincts	14
Precincts Reporting	14 100.0 %
Vote For	1
Times Counted	3326/57213 5.8 %
Total Votes	2988
Times Blank Voted	337
Times Over Voted	1
Number Of Under Votes	0
Bill Woodard	1832 61.31%
Stephanie Cleveland	1156 38.69%

Frisco Proposition C	
	Total
Number of Precincts	14
Precincts Reporting	14 100.0 %
Vote For	1
Times Counted	3326/57213 5.8 %
Total Votes	3163
Times Blank Voted	163
Times Over Voted	0
Number Of Under Votes	0
For	2148 67.91%
Against	1015 32.09%

Frisco Proposition A	
	Total
Number of Precincts	14
Precincts Reporting	14 100.0 %
Vote For	1
Times Counted	3326/57213 5.8 %
Total Votes	3177
Times Blank Voted	149
Times Over Voted	0
Number Of Under Votes	0
For	2297 72.30%
Against	880 27.70%

Frisco Proposition D	
	Total
Number of Precincts	14
Precincts Reporting	14 100.0 %
Vote For	1
Times Counted	3326/57213 5.8 %
Total Votes	3187
Times Blank Voted	139
Times Over Voted	0
Number Of Under Votes	0
For	1976 62.00%
Against	1211 38.00%

Frisco Proposition E	
	Total
Number of Precincts	14
Precincts Reporting	14 100.0 %
Vote For	1
Times Counted	3326/57213 5.8 %
Total Votes	3170
Times Blank Voted	156
Times Over Voted	0
Number Of Under Votes	0
For	2124 67.00%
Against	1046 33.00%

Election Summary Report
Collin County, Texas
General and Special Elections
May 4, 2019

Date:05/10/19
Time:11:08:36
Page:2 of 4

Summary For Jurisdiction Wide, , Frisco City
Early Voting Accumulated Totals

Registered Voters 573492 - Cards Cast 3557 0.62%

Num. Report Precinct 228 - Num. Reporting 228 100.00%

Frisco Proposition F		Total	
Number of Precincts		14	
Precincts Reporting		14	100.0 %
Vote For		1	
Times Counted	3326/57213	5.8 %	
Total Votes	3087		
Times Blank Voted	239		
Times Over Voted	0		
Number Of Under Votes	0		
For	2292	74.25%	
Against	795	25.75%	

Frisco Proposition J		Total	
Number of Precincts		14	
Precincts Reporting		14	100.0 %
Vote For		1	
Times Counted	3326/57213	5.8 %	
Total Votes	2990		
Times Blank Voted	336		
Times Over Voted	0		
Number Of Under Votes	0		
For	2494	83.41%	
Against	496	16.59%	

Frisco Proposition G		Total	
Number of Precincts		14	
Precincts Reporting		14	100.0 %
Vote For		1	
Times Counted	3326/57213	5.8 %	
Total Votes	3060		
Times Blank Voted	266		
Times Over Voted	0		
Number Of Under Votes	0		
For	1996	65.23%	
Against	1064	34.77%	

Frisco Proposition K		Total	
Number of Precincts		14	
Precincts Reporting		14	100.0 %
Vote For		1	
Times Counted	3326/57213	5.8 %	
Total Votes	2971		
Times Blank Voted	355		
Times Over Voted	0		
Number Of Under Votes	0		
For	2509	84.45%	
Against	462	15.55%	

Frisco Proposition H		Total	
Number of Precincts		14	
Precincts Reporting		14	100.0 %
Vote For		1	
Times Counted	3326/57213	5.8 %	
Total Votes	3038		
Times Blank Voted	288		
Times Over Voted	0		
Number Of Under Votes	0		
For	2306	75.91%	
Against	732	24.09%	

Frisco Proposition L		Total	
Number of Precincts		14	
Precincts Reporting		14	100.0 %
Vote For		1	
Times Counted	3326/57213	5.8 %	
Total Votes	2973		
Times Blank Voted	353		
Times Over Voted	0		
Number Of Under Votes	0		
For	2420	81.40%	
Against	553	18.60%	

Frisco Proposition I		Total	
Number of Precincts		14	
Precincts Reporting		14	100.0 %
Vote For		1	
Times Counted	3326/57213	5.8 %	
Total Votes	2996		
Times Blank Voted	330		
Times Over Voted	0		
Number Of Under Votes	0		
For	2144	71.56%	
Against	852	28.44%	

Frisco Proposition M		Total	
Number of Precincts		14	
Precincts Reporting		14	100.0 %
Vote For		1	
Times Counted	3326/57213	5.8 %	
Total Votes	2972		
Times Blank Voted	354		
Times Over Voted	0		
Number Of Under Votes	0		
For	2168	72.95%	
Against	804	27.05%	

Election Summary Report
Collin County, Texas
General and Special Elections
May 4, 2019

Date:05/10/19
Time:11:08:36
Page:3 of 4

Summary For Jurisdiction Wide, , Frisco City
Early Voting Accumulated Totals

Registered Voters 573492 - Cards Cast 3557 0.62%

Num. Report Precinct 228 - Num. Reporting 228 100.00%

Frisco Proposition N		Total	
Number of Precincts	14		
Precincts Reporting	14	100.0 %	
Vote For	1		
Times Counted	3326/57213	5.8 %	
Total Votes	2886		
Times Blank Voted	440		
Times Over Voted	0		
Number Of Under Votes	0		
For	2314	80.18%	
Against	572	19.82%	

Frisco Proposition R		Total	
Number of Precincts	14		
Precincts Reporting	14	100.0 %	
Vote For	1		
Times Counted	3326/57213	5.8 %	
Total Votes	2913		
Times Blank Voted	413		
Times Over Voted	0		
Number Of Under Votes	0		
For	2090	71.75%	
Against	823	28.25%	

Frisco Proposition O		Total	
Number of Precincts	14		
Precincts Reporting	14	100.0 %	
Vote For	1		
Times Counted	3326/57213	5.8 %	
Total Votes	2969		
Times Blank Voted	357		
Times Over Voted	0		
Number Of Under Votes	0		
For	1920	64.67%	
Against	1049	35.33%	

Frisco Proposition S		Total	
Number of Precincts	14		
Precincts Reporting	14	100.0 %	
Vote For	1		
Times Counted	3326/57213	5.8 %	
Total Votes	2933		
Times Blank Voted	393		
Times Over Voted	0		
Number Of Under Votes	0		
For	2353	80.23%	
Against	580	19.77%	

Frisco Proposition P		Total	
Number of Precincts	14		
Precincts Reporting	14	100.0 %	
Vote For	1		
Times Counted	3326/57213	5.8 %	
Total Votes	2955		
Times Blank Voted	371		
Times Over Voted	0		
Number Of Under Votes	0		
For	2110	71.40%	
Against	845	28.60%	

Frisco Proposition T		Total	
Number of Precincts	14		
Precincts Reporting	14	100.0 %	
Vote For	1		
Times Counted	3325/57213	5.8 %	
Total Votes	2859		
Times Blank Voted	466		
Times Over Voted	0		
Number Of Under Votes	0		
For	2405	84.12%	
Against	454	15.88%	

Frisco Proposition Q		Total	
Number of Precincts	14		
Precincts Reporting	14	100.0 %	
Vote For	1		
Times Counted	3326/57213	5.8 %	
Total Votes	2962		
Times Blank Voted	364		
Times Over Voted	0		
Number Of Under Votes	0		
For	2516	84.94%	
Against	446	15.06%	

Frisco Proposition U		Total	
Number of Precincts	14		
Precincts Reporting	14	100.0 %	
Vote For	1		
Times Counted	3325/57213	5.8 %	
Total Votes	2907		
Times Blank Voted	418		
Times Over Voted	0		
Number Of Under Votes	0		
For	2405	82.73%	
Against	502	17.27%	

Election Summary Report
Collin County, Texas
General and Special Elections
May 4, 2019

Date:05/10/19
Time:11:08:36
Page:4 of 4

Summary For Jurisdiction Wide, , Frisco City
Early Voting Accumulated Totals

Registered Voters 573492 - Cards Cast 3557 0.62%

Num. Report Precinct 228 - Num. Reporting 228 100.00%

Frisco Proposition V		Total	
Number of Precincts		14	
Precincts Reporting		14	100.0 %
Vote For		1	
Times Counted	3325/57213	5.8 %	
Total Votes		2824	
Times Blank Voted		501	
Times Over Voted		0	
Number Of Under Votes		0	
For	2180	77.20%	
Against	644	22.80%	

Frisco Proposition Z		Total	
Number of Precincts		14	
Precincts Reporting		14	100.0 %
Vote For		1	
Times Counted	3325/57213	5.8 %	
Total Votes		2853	
Times Blank Voted		472	
Times Over Voted		0	
Number Of Under Votes		0	
For	2339	81.98%	
Against	514	18.02%	

Frisco Proposition W		Total	
Number of Precincts		14	
Precincts Reporting		14	100.0 %
Vote For		1	
Times Counted	3325/57213	5.8 %	
Total Votes		2780	
Times Blank Voted		545	
Times Over Voted		0	
Number Of Under Votes		0	
For	2137	76.87%	
Against	643	23.13%	

Frisco Proposition AA		Total	
Number of Precincts		14	
Precincts Reporting		14	100.0 %
Vote For		1	
Times Counted	3325/57213	5.8 %	
Total Votes		2832	
Times Blank Voted		493	
Times Over Voted		0	
Number Of Under Votes		0	
For	2208	77.97%	
Against	624	22.03%	

Frisco Proposition X		Total	
Number of Precincts		14	
Precincts Reporting		14	100.0 %
Vote For		1	
Times Counted	3325/57213	5.8 %	
Total Votes		2852	
Times Blank Voted		473	
Times Over Voted		0	
Number Of Under Votes		0	
For	2263	79.35%	
Against	589	20.65%	

Frisco Proposition AB		Total	
Number of Precincts		14	
Precincts Reporting		14	100.0 %
Vote For		1	
Times Counted	3325/57213	5.8 %	
Total Votes		2821	
Times Blank Voted		504	
Times Over Voted		0	
Number Of Under Votes		0	
For	1557	55.19%	
Against	1264	44.81%	

Frisco Proposition Y		Total	
Number of Precincts		14	
Precincts Reporting		14	100.0 %
Vote For		1	
Times Counted	3325/57213	5.8 %	
Total Votes		2853	
Times Blank Voted		472	
Times Over Voted		0	
Number Of Under Votes		0	
For	2461	86.26%	
Against	392	13.74%	

Frisco Proposition AC		Total	
Number of Precincts		14	
Precincts Reporting		14	100.0 %
Vote For		1	
Times Counted	3325/57213	5.8 %	
Total Votes		2785	
Times Blank Voted		540	
Times Over Voted		0	
Number Of Under Votes		0	
For	2111	75.80%	
Against	674	24.20%	

City of Frisco City Council Place 2

Precinct	Jeanne Weisz	Shona Huffman	Mukesh Parna	Cast Votes	Undervotes	Overvotes	Absentee Voting Ballots Cast	Early Voting Ballots Cast	Election Day Voting Ballots Cast	Total Ballots Cast	Registered Voters	Turnout Percentage
1029	76	175	87	338	10	0	3	183	162	348	4757	7.32 %
1030	84	216	39	339	8	0	1	212	134	347	4034	8.60 %
1031	39	133	16	188	1	0	2	128	59	189	2620	7.21 %
1032	97	216	101	414	14	0	4	278	146	428	4739	9.03 %
1033	59	166	83	308	23	0	1	195	135	331	3720	8.90 %
1034	89	151	71	311	15	0	1	191	134	326	4425	7.37 %
1035	59	145	38	242	9	0	2	139	110	251	4408	5.69 %
1036	182	548	125	855	42	1	68	709	121	898	4390	20.46 %
1040	47	87	23	157	2	0	1	112	46	159	2763	5.75 %
1049	2	4	6	12	0	0	0	4	8	12	241	4.98 %
1050	42	106	28	176	3	0	9	113	57	179	2177	8.22 %
1051	31	79	18	128	5	0	0	85	48	133	2123	6.26 %
1052	47	108	50	205	5	0	4	127	79	210	2604	8.06 %
Totals	854	2134	685	3673	137	1	96	2476	1239	3811	43001	8.86 %

2019 May General and Special Elections

5/4/2019

Page 2 of 31

Run Time

4:23 PM

Run Date

05/08/2019

City of Frisco City Council Place 4

Precinct	Bill Woodard	Stephanie Cleveland	Cast Votes	Undervotes	Overvotes	Absentee Voting Ballots Cast	Early Voting Ballots Cast	Election Day Voting Ballots Cast	Total Ballots Cast	Registered Voters	Turnout Percentage
1029	194	126	320	28	0	3	183	162	348	4757	7.32 %
1030	230	97	327	20	0	1	212	134	347	4034	8.60 %
1031	124	58	182	7	0	2	128	59	189	2620	7.21 %
1032	241	149	390	38	0	4	278	146	428	4739	9.03 %
1033	178	120	298	33	0	1	195	135	331	3720	8.90 %
1034	178	124	302	24	0	1	191	134	326	4425	7.37 %
1035	141	88	229	22	0	2	139	110	251	4408	5.69 %
1036	560	285	845	53	0	68	709	121	898	4390	20.46 %
1040	114	37	151	7	1	1	112	46	159	2763	5.75 %
1049	7	5	12	0	0	0	4	8	12	241	4.98 %
1050	109	57	166	13	0	9	113	57	179	2177	8.22 %
1051	74	53	127	6	0	0	85	48	133	2123	6.26 %
1052	117	80	197	13	0	4	127	79	210	2604	8.06 %
Totals	2267	1279	3546	264	1	96	2476	1239	3811	43001	8.86 %

2019 May General and Special Elections

5/4/2019

Page 3 of 31

Run Time

4:23 PM

Run Date

05/08/2019

City of Frisco Proposition A

Precinct	For	Against	Cast Votes	Undervotes	Overvotes	Absentee Voting Ballots Cast	Early Voting Ballots Cast	Election Day Voting Ballots Cast	Total Ballots Cast	Registered Voters	Turnout Percentage
1029	244	92	336	12	0	3	183	162	348	4757	7.32 %
1030	263	73	336	11	0	1	212	134	347	4034	8.60 %
1031	135	48	183	5	1	2	128	59	189	2620	7.21 %
1032	287	117	404	24	0	4	278	146	428	4739	9.03 %
1033	240	74	314	16	1	1	195	135	331	3720	8.90 %
1034	209	99	308	18	0	1	191	134	326	4425	7.37 %
1035	175	65	240	10	1	2	139	110	251	4408	5.69 %
1036	700	168	868	30	0	68	709	121	898	4390	20.46 %
1040	118	37	155	4	0	1	112	46	159	2763	5.75 %
1049	8	4	12	0	0	0	4	8	12	241	4.98 %
1050	127	42	169	10	0	9	113	57	179	2177	8.22 %
1051	106	25	131	2	0	0	85	48	133	2123	6.26 %
1052	144	51	195	15	0	4	127	79	210	2604	8.06 %
Totals	2756	895	3651	157	3	96	2476	1239	3811	43001	8.86 %

Run Time 4:23 PM

5/4/2019

Run Date 05/08/2019

Page 4 of 31

City of Frisco Proposition B

Precinct	For	Against	Cast Votes	Undervotes	Overvotes	Absentee Voting Ballots Cast	Early Voting Ballots Cast	Election Day Voting Ballots Cast	Total Ballots Cast	Registered Voters	Turnout Percentage
1029	255	83	338	10	0	3	183	162	348	4757	7.32 %
1030	276	63	339	8	0	1	212	134	347	4034	8.60 %
1031	150	36	186	3	0	2	128	59	189	2620	7.21 %
1032	302	107	409	19	0	4	278	146	428	4739	9.03 %
1033	239	73	312	19	0	1	195	135	331	3720	8.90 %
1034	229	86	315	11	0	1	191	134	326	4425	7.37 %
1035	181	61	242	9	0	2	139	110	251	4408	5.69 %
1036	736	142	878	20	0	68	709	121	898	4390	20.46 %
1040	121	35	156	3	0	1	112	46	159	2763	5.75 %
1049	9	3	12	0	0	0	4	8	12	241	4.98 %
1050	131	40	171	8	0	9	113	57	179	2177	8.22 %
1051	107	23	130	3	0	0	85	48	133	2123	6.26 %
1052	149	50	199	11	0	4	127	79	210	2604	8.06 %
Totals	2885	802	3687	124	0	96	2476	1239	3811	43001	8.86 %

2019 May General and Special Elections

5/4/2019

Page 5 of 31

Run Time

4:23 PM

Run Date

05/08/2019

City of Frisco Proposition C

Precinct	For	Against	Cast Votes	Undervotes	Overvotes	Absentee Voting Ballots Cast	Early Voting Ballots Cast	Election Day Voting Ballots Cast	Total Ballots Cast	Registered Voters	Turnout Percentage
1029	242	94	336	12	0	3	183	162	348	4757	7.32 %
1030	250	86	336	10	1	1	212	134	347	4034	8.60 %
1031	140	45	185	4	0	2	128	59	189	2620	7.21 %
1032	281	124	405	23	0	4	278	146	428	4739	9.03 %
1033	218	93	311	20	0	1	195	135	331	3720	8.90 %
1034	198	112	310	16	0	1	191	134	326	4425	7.37 %
1035	175	66	241	10	0	2	139	110	251	4408	5.69 %
1036	645	205	850	48	0	68	709	121	898	4390	20.46 %
1040	117	38	155	4	0	1	112	46	159	2763	5.75 %
1049	9	3	12	0	0	0	4	8	12	241	4.98 %
1050	116	52	168	11	0	9	113	57	179	2177	8.22 %
1051	98	31	129	4	0	0	85	48	133	2123	6.26 %
1052	134	59	193	17	0	4	127	79	210	2604	8.06 %
Totals	2623	1008	3631	179	1	96	2476	1239	3811	43001	8.86 %

Run Time 4:23 PM

5/4/2019

Run Date 05/08/2019

Page 6 of 31

City of Frisco Proposition D

Precinct	For	Against	Cast Votes	Undervotes	Overvotes	Absentee Voting Ballots Cast	Early Voting Ballots Cast	Election Day Voting Ballots Cast	Total Ballots Cast	Registered Voters	Turnout Percentage
1029	208	127	335	13	0	3	183	162	348	4757	7.32 %
1030	224	111	335	11	1	1	212	134	347	4034	8.60 %
1031	109	75	184	5	0	2	128	59	189	2620	7.21 %
1032	256	149	405	23	0	4	278	146	428	4739	9.03 %
1033	188	120	308	23	0	1	195	135	331	3720	8.90 %
1034	173	143	316	10	0	1	191	134	326	4425	7.37 %
1035	136	107	243	8	0	2	139	110	251	4408	5.69 %
1036	575	295	870	27	1	68	709	121	898	4390	20.46 %
1040	96	58	154	5	0	1	112	46	159	2763	5.75 %
1049	9	3	12	0	0	0	4	8	12	241	4.98 %
1050	108	60	168	11	0	9	113	57	179	2177	8.22 %
1051	87	44	131	2	0	0	85	48	133	2123	6.26 %
1052	123	74	197	12	1	4	127	79	210	2604	8.06 %
Totals	2292	1366	3658	150	3	96	2476	1239	3811	43001	8.86 %

Run Time 4:23 PM

5/4/2019

Run Date 05/08/2019

Page 7 of 31

City of Frisco Proposition E

Precinct	For	Against	Cast Votes	Undervotes	Overvotes	Absentee Voting Ballots Cast	Early Voting Ballots Cast	Election Day Voting Ballots Cast	Total Ballots Cast	Registered Voters	Turnout Percentage
1029	232	102	334	14	0	3	183	162	348	4757	7.32 %
1030	250	87	337	10	0	1	212	134	347	4034	8.60 %
1031	131	55	186	3	0	2	128	59	189	2620	7.21 %
1032	280	127	407	21	0	4	278	146	428	4739	9.03 %
1033	232	74	306	25	0	1	195	135	331	3720	8.90 %
1034	208	102	310	15	1	1	191	134	326	4425	7.37 %
1035	158	86	244	7	0	2	139	110	251	4408	5.69 %
1036	562	299	861	36	1	68	709	121	898	4390	20.46 %
1040	118	38	156	3	0	1	112	46	159	2763	5.75 %
1049	9	3	12	0	0	0	4	8	12	241	4.98 %
1050	117	53	170	9	0	9	113	57	179	2177	8.22 %
1051	94	38	132	1	0	0	85	48	133	2123	6.26 %
1052	133	63	196	13	1	4	127	79	210	2604	8.06 %
Totals	2524	1127	3651	157	3	96	2476	1239	3811	43001	8.86 %

2019 May General and Special Elections

5/4/2019

Page 8 of 31

Run Time

4:23 PM

Run Date

05/08/2019

City of Frisco Proposition F

Precinct	For	Against	Cast Votes	Undervotes	Overvotes	Absentee Voting Ballots Cast	Early Voting Ballots Cast	Election Day Voting Ballots Cast	Total Ballots Cast	Registered Voters	Turnout Percentage
1029	249	81	330	18	0	3	183	162	348	4757	7.32 %
1030	228	99	327	20	0	1	212	134	347	4034	8.60 %
1031	139	38	177	12	0	2	128	59	189	2620	7.21 %
1032	296	92	388	40	0	4	278	146	428	4739	9.03 %
1033	231	69	300	31	0	1	195	135	331	3720	8.90 %
1034	226	76	302	23	1	1	191	134	326	4425	7.37 %
1035	196	48	244	6	1	2	139	110	251	4408	5.69 %
1036	725	124	849	48	1	68	709	121	898	4390	20.46 %
1040	114	39	153	5	1	1	112	46	159	2763	5.75 %
1049	11	1	12	0	0	0	4	8	12	241	4.98 %
1050	123	39	162	17	0	9	113	57	179	2177	8.22 %
1051	97	34	131	2	0	0	85	48	133	2123	6.26 %
1052	142	43	185	24	1	4	127	79	210	2604	8.06 %
Totals	2777	783	3560	246	5	96	2476	1239	3811	43001	8.86 %

Run Time 4:23 PM

5/4/2019

Run Date 05/08/2019

Page 9 of 31

City of Frisco Proposition G

Precinct	For	Against	Cast Votes	Undervotes	Overvotes	Absentee Voting Ballots Cast	Early Voting Ballots Cast	Election Day Voting Ballots Cast	Total Ballots Cast	Registered Voters	Turnout Percentage
1029	215	110	325	23	0	3	183	162	348	4757	7.32 %
1030	233	93	326	20	1	1	212	134	347	4034	8.60 %
1031	119	58	177	12	0	2	128	59	189	2620	7.21 %
1032	264	120	384	44	0	4	278	146	428	4739	9.03 %
1033	196	94	290	40	1	1	195	135	331	3720	8.90 %
1034	192	105	297	28	1	1	191	134	326	4425	7.37 %
1035	168	72	240	10	1	2	139	110	251	4408	5.69 %
1036	608	219	827	69	2	68	709	121	898	4390	20.46 %
1040	107	45	152	6	1	1	112	46	159	2763	5.75 %
1049	11	1	12	0	0	0	4	8	12	241	4.98 %
1050	112	54	166	13	0	9	113	57	179	2177	8.22 %
1051	93	35	128	5	0	0	85	48	133	2123	6.26 %
1052	117	68	185	25	0	4	127	79	210	2604	8.06 %
Totals	2435	1074	3509	295	7	96	2476	1239	3811	43001	8.86 %

Run Time 4:23 PM

5/4/2019

Run Date 05/08/2019

Page 10 of 31

City of Frisco Proposition H

Precinct	For	Against	Cast Votes	Undervotes	Overvotes	Absentee Voting Ballots Cast	Early Voting Ballots Cast	Election Day Voting Ballots Cast	Total Ballots Cast	Registered Voters	Turnout Percentage
1029	267	59	326	22	0	3	183	162	348	4757	7.32 %
1030	245	76	321	26	0	1	212	134	347	4034	8.60 %
1031	133	45	178	11	0	2	128	59	189	2620	7.21 %
1032	299	87	386	42	0	4	278	146	428	4739	9.03 %
1033	228	60	288	42	1	1	195	135	331	3720	8.90 %
1034	209	90	299	27	0	1	191	134	326	4425	7.37 %
1035	187	53	240	11	0	2	139	110	251	4408	5.69 %
1036	708	119	827	70	1	68	709	121	898	4390	20.46 %
1040	117	36	153	5	1	1	112	46	159	2763	5.75 %
1049	9	3	12	0	0	0	4	8	12	241	4.98 %
1050	124	42	166	13	0	9	113	57	179	2177	8.22 %
1051	98	30	128	5	0	0	85	48	133	2123	6.26 %
1052	137	46	183	27	0	4	127	79	210	2604	8.06 %
Totals	2761	746	3507	301	3	96	2476	1239	3811	43001	8.86 %

Run Time 4:23 PM

5/4/2019

Run Date 05/08/2019

Page 11 of 31

City of Frisco Proposition I

Precinct	For	Against	Cast Votes	Undervotes	Overvotes	Absentee Voting Ballots Cast	Early Voting Ballots Cast	Election Day Voting Ballots Cast	Total Ballots Cast	Registered Voters	Turnout Percentage
1029	239	89	328	19	1	3	183	162	348	4757	7.32 %
1030	235	88	323	24	0	1	212	134	347	4034	8.60 %
1031	128	48	176	13	0	2	128	59	189	2620	7.21 %
1032	281	105	386	42	0	4	278	146	428	4739	9.03 %
1033	215	74	289	42	0	1	195	135	331	3720	8.90 %
1034	199	99	298	28	0	1	191	134	326	4425	7.37 %
1035	172	68	240	11	0	2	139	110	251	4408	5.69 %
1036	684	151	835	63	0	68	709	121	898	4390	20.46 %
1040	106	44	150	8	1	1	112	46	159	2763	5.75 %
1049	10	2	12	0	0	0	4	8	12	241	4.98 %
1050	119	45	164	15	0	9	113	57	179	2177	8.22 %
1051	94	35	129	4	0	0	85	48	133	2123	6.26 %
1052	132	52	184	26	0	4	127	79	210	2604	8.06 %
Totals	2614	900	3514	295	2	96	2476	1239	3811	43001	8.86 %

2019 May General and Special Elections

5/4/2019

Page 12 of 31

Run Time

4:23 PM

Run Date

05/08/2019

City of Frisco Proposition J

Precinct	For	Against	Cast Votes	Undervotes	Overvotes	Absentee Voting Ballots Cast	Early Voting Ballots Cast	Election Day Voting Ballots Cast	Total Ballots Cast	Registered Voters	Turnout Percentage
1029	289	32	321	27	0	3	183	162	348	4757	7.32 %
1030	277	37	314	33	0	1	212	134	347	4034	8.60 %
1031	152	21	173	16	0	2	128	59	189	2620	7.21 %
1032	341	40	381	47	0	4	278	146	428	4739	9.03 %
1033	258	31	289	42	0	1	195	135	331	3720	8.90 %
1034	263	36	299	26	1	1	191	134	326	4425	7.37 %
1035	208	30	238	12	1	2	139	110	251	4408	5.69 %
1036	777	67	844	54	0	68	709	121	898	4390	20.46 %
1040	127	27	154	5	0	1	112	46	159	2763	5.75 %
1049	11	1	12	0	0	0	4	8	12	241	4.98 %
1050	140	21	161	18	0	9	113	57	179	2177	8.22 %
1051	109	19	128	5	0	0	85	48	133	2123	6.26 %
1052	153	26	179	30	1	4	127	79	210	2604	8.06 %
Totals	3105	388	3493	315	3	96	2476	1239	3811	43001	8.86 %

2019 May General and Special Elections

5/4/2019

Page 13 of 31

Run Time

4:23 PM

Run Date

05/08/2019

City of Frisco Proposition K

Precinct	For	Against	Cast Votes	Undervotes	Overvotes	Absentee Voting Ballots Cast	Early Voting Ballots Cast	Election Day Voting Ballots Cast	Total Ballots Cast	Registered Voters	Turnout Percentage
1029	272	35	307	41	0	3	183	162	348	4757	7.32 %
1030	275	40	315	32	0	1	212	134	347	4034	8.60 %
1031	156	19	175	14	0	2	128	59	189	2620	7.21 %
1032	324	45	369	59	0	4	278	146	428	4739	9.03 %
1033	245	28	273	58	0	1	195	135	331	3720	8.90 %
1034	256	37	293	33	0	1	191	134	326	4425	7.37 %
1035	210	23	233	18	0	2	139	110	251	4408	5.69 %
1036	746	63	809	89	0	68	709	121	898	4390	20.46 %
1040	125	23	148	11	0	1	112	46	159	2763	5.75 %
1049	11	1	12	0	0	0	4	8	12	241	4.98 %
1050	142	18	160	19	0	9	113	57	179	2177	8.22 %
1051	112	17	129	4	0	0	85	48	133	2123	6.26 %
1052	156	25	181	29	0	4	127	79	210	2604	8.06 %
Totals	3030	374	3404	407	0	96	2476	1239	3811	43001	8.86 %

Run Time 4:23 PM

5/4/2019

Run Date 05/08/2019

Page 14 of 31

City of Frisco Proposition L

Precinct	For	Against	Cast Votes	Undervotes	Overvotes	Absentee Voting Ballots Cast	Early Voting Ballots Cast	Election Day Voting Ballots Cast	Total Ballots Cast	Registered Voters	Turnout Percentage
1029	270	45	315	33	0	3	183	162	348	4757	7.32 %
1030	264	48	312	35	0	1	212	134	347	4034	8.60 %
1031	152	22	174	15	0	2	128	59	189	2620	7.21 %
1032	319	47	366	62	0	4	278	146	428	4739	9.03 %
1033	223	47	270	61	0	1	195	135	331	3720	8.90 %
1034	253	41	294	32	0	1	191	134	326	4425	7.37 %
1035	198	35	233	18	0	2	139	110	251	4408	5.69 %
1036	708	100	808	90	0	68	709	121	898	4390	20.46 %
1040	123	25	148	11	0	1	112	46	159	2763	5.75 %
1049	11	1	12	0	0	0	4	8	12	241	4.98 %
1050	143	16	159	20	0	9	113	57	179	2177	8.22 %
1051	111	17	128	5	0	0	85	48	133	2123	6.26 %
1052	148	32	180	29	1	4	127	79	210	2604	8.06 %
Totals	2923	476	3399	411	1	96	2476	1239	3811	43001	8.86 %

2019 May General and Special Elections

5/4/2019

Page 15 of 31

Run Time

4:23 PM

Run Date

05/08/2019

City of Frisco Proposition M

Precinct	For	Against	Cast Votes	Undervotes	Overvotes	Absentee Voting Ballots Cast	Early Voting Ballots Cast	Election Day Voting Ballots Cast	Total Ballots Cast	Registered Voters	Turnout Percentage
1029	235	71	306	42	0	3	183	162	348	4757	7.32 %
1030	235	82	317	30	0	1	212	134	347	4034	8.60 %
1031	127	45	172	17	0	2	128	59	189	2620	7.21 %
1032	272	94	366	61	1	4	278	146	428	4739	9.03 %
1033	208	62	270	61	0	1	195	135	331	3720	8.90 %
1034	216	78	294	32	0	1	191	134	326	4425	7.37 %
1035	162	70	232	19	0	2	139	110	251	4408	5.69 %
1036	630	175	805	92	1	68	709	121	898	4390	20.46 %
1040	108	40	148	11	0	1	112	46	159	2763	5.75 %
1049	10	2	12	0	0	0	4	8	12	241	4.98 %
1050	120	36	156	23	0	9	113	57	179	2177	8.22 %
1051	99	27	126	7	0	0	85	48	133	2123	6.26 %
1052	131	47	178	32	0	4	127	79	210	2604	8.06 %
Totals	2553	829	3382	427	2	96	2476	1239	3811	43001	8.86 %

2019 May General and Special Elections

5/4/2019

Page 16 of 31

Run Time

4:23 PM

Run Date

05/08/2019

City of Frisco Proposition N

Precinct	For	Against	Cast Votes	Undervotes	Overvotes	Absentee Voting Ballots Cast	Early Voting Ballots Cast	Election Day Voting Ballots Cast	Total Ballots Cast	Registered Voters	Turnout Percentage
1029	252	46	298	50	0	3	183	162	348	4757	7.32 %
1030	256	48	304	43	0	1	212	134	347	4034	8.60 %
1031	148	25	173	16	0	2	128	59	189	2620	7.21 %
1032	308	45	353	75	0	4	278	146	428	4739	9.03 %
1033	220	43	263	68	0	1	195	135	331	3720	8.90 %
1034	238	47	285	41	0	1	191	134	326	4425	7.37 %
1035	187	37	224	27	0	2	139	110	251	4408	5.69 %
1036	668	104	772	126	0	68	709	121	898	4390	20.46 %
1040	114	33	147	12	0	1	112	46	159	2763	5.75 %
1049	11	1	12	0	0	0	4	8	12	241	4.98 %
1050	131	20	151	28	0	9	113	57	179	2177	8.22 %
1051	103	19	122	10	1	0	85	48	133	2123	6.26 %
1052	135	34	169	41	0	4	127	79	210	2604	8.06 %
Totals	2771	502	3273	537	1	96	2476	1239	3811	43001	8.86 %

2019 May General and Special Elections

5/4/2019

Page 17 of 31

Run Time

4:23 PM

Run Date

05/08/2019

City of Frisco Proposition O

Precinct	For	Against	Cast Votes	Undervotes	Overvotes	Absentee Voting Ballots Cast	Early Voting Ballots Cast	Election Day Voting Ballots Cast	Total Ballots Cast	Registered Voters	Turnout Percentage
1029	200	112	312	36	0	3	183	162	348	4757	7.32 %
1030	217	98	315	32	0	1	212	134	347	4034	8.60 %
1031	121	53	174	15	0	2	128	59	189	2620	7.21 %
1032	226	146	372	56	0	4	278	146	428	4739	9.03 %
1033	179	99	278	52	1	1	195	135	331	3720	8.90 %
1034	179	113	292	34	0	1	191	134	326	4425	7.37 %
1035	139	93	232	19	0	2	139	110	251	4408	5.69 %
1036	571	238	809	88	1	68	709	121	898	4390	20.46 %
1040	96	52	148	11	0	1	112	46	159	2763	5.75 %
1049	6	6	12	0	0	0	4	8	12	241	4.98 %
1050	106	45	151	27	1	9	113	57	179	2177	8.22 %
1051	78	46	124	9	0	0	85	48	133	2123	6.26 %
1052	126	49	175	33	2	4	127	79	210	2604	8.06 %
Totals	2244	1150	3394	412	5	96	2476	1239	3811	43001	8.86 %

2019 May General and Special Elections

5/4/2019

Page 18 of 31

Run Time

4:23 PM

Run Date

05/08/2019

City of Frisco Proposition P

Precinct	For	Against	Cast Votes	Undervotes	Overvotes	Absentee Voting Ballots Cast	Early Voting Ballots Cast	Election Day Voting Ballots Cast	Total Ballots Cast	Registered Voters	Turnout Percentage
1029	226	83	309	39	0	3	183	162	348	4757	7.32 %
1030	232	80	312	34	1	1	212	134	347	4034	8.60 %
1031	115	60	175	14	0	2	128	59	189	2620	7.21 %
1032	267	95	362	66	0	4	278	146	428	4739	9.03 %
1033	202	61	263	67	1	1	195	135	331	3720	8.90 %
1034	204	86	290	36	0	1	191	134	326	4425	7.37 %
1035	161	69	230	20	1	2	139	110	251	4408	5.69 %
1036	603	191	794	101	3	68	709	121	898	4390	20.46 %
1040	102	49	151	8	0	1	112	46	159	2763	5.75 %
1049	9	3	12	0	0	0	4	8	12	241	4.98 %
1050	116	38	154	24	1	9	113	57	179	2177	8.22 %
1051	87	39	126	7	0	0	85	48	133	2123	6.26 %
1052	122	54	176	32	2	4	127	79	210	2604	8.06 %
Totals	2446	908	3354	448	9	96	2476	1239	3811	43001	8.86 %

2019 May General and Special Elections

5/4/2019

Page 19 of 31

Run Time

4:23 PM

Run Date

05/08/2019

City of Frisco Proposition Q

Precinct	For	Against	Cast Votes	Undervotes	Overvotes	Absentee Voting Ballots Cast	Early Voting Ballots Cast	Election Day Voting Ballots Cast	Total Ballots Cast	Registered Voters	Turnout Percentage
1029	272	37	309	39	0	3	183	162	348	4757	7.32 %
1030	288	26	314	33	0	1	212	134	347	4034	8.60 %
1031	155	20	175	14	0	2	128	59	189	2620	7.21 %
1032	339	22	361	66	1	4	278	146	428	4739	9.03 %
1033	249	20	269	62	0	1	195	135	331	3720	8.90 %
1034	257	38	295	31	0	1	191	134	326	4425	7.37 %
1035	209	20	229	22	0	2	139	110	251	4408	5.69 %
1036	758	50	808	90	0	68	709	121	898	4390	20.46 %
1040	135	17	152	7	0	1	112	46	159	2763	5.75 %
1049	11	1	12	0	0	0	4	8	12	241	4.98 %
1050	140	15	155	24	0	9	113	57	179	2177	8.22 %
1051	119	8	127	6	0	0	85	48	133	2123	6.26 %
1052	158	20	178	32	0	4	127	79	210	2604	8.06 %
Totals	3090	294	3384	426	1	96	2476	1239	3811	43001	8.86 %

Run Time 4:23 PM

5/4/2019

Run Date 05/08/2019

Page 20 of 31

City of Frisco Proposition R

Precinct	For	Against	Cast Votes	Undervotes	Overvotes	Absentee Voting Ballots Cast	Early Voting Ballots Cast	Election Day Voting Ballots Cast	Total Ballots Cast	Registered Voters	Turnout Percentage
1029	219	82	301	47	0	3	183	162	348	4757	7.32 %
1030	215	97	312	35	0	1	212	134	347	4034	8.60 %
1031	125	50	175	14	0	2	128	59	189	2620	7.21 %
1032	263	94	357	70	1	4	278	146	428	4739	9.03 %
1033	185	81	266	64	1	1	195	135	331	3720	8.90 %
1034	214	77	291	35	0	1	191	134	326	4425	7.37 %
1035	143	86	229	21	1	2	139	110	251	4408	5.69 %
1036	605	184	789	108	1	68	709	121	898	4390	20.46 %
1040	107	40	147	12	0	1	112	46	159	2763	5.75 %
1049	10	2	12	0	0	0	4	8	12	241	4.98 %
1050	112	40	152	25	2	9	113	57	179	2177	8.22 %
1051	102	25	127	6	0	0	85	48	133	2123	6.26 %
1052	127	51	178	32	0	4	127	79	210	2604	8.06 %
Totals	2427	909	3336	469	6	96	2476	1239	3811	43001	8.86 %

2019 May General and Special Elections

5/4/2019

Page 21 of 31

Run Time

4:23 PM

Run Date

05/08/2019

City of Frisco Proposition S

Precinct	For	Against	Cast Votes	Undervotes	Overvotes	Absentee Voting Ballots Cast	Early Voting Ballots Cast	Election Day Voting Ballots Cast	Total Ballots Cast	Registered Voters	Turnout Percentage
1029	262	49	311	37	0	3	183	162	348	4757	7.32 %
1030	272	43	315	32	0	1	212	134	347	4034	8.60 %
1031	158	19	177	12	0	2	128	59	189	2620	7.21 %
1032	313	51	364	62	2	4	278	146	428	4739	9.03 %
1033	230	47	277	54	0	1	195	135	331	3720	8.90 %
1034	247	46	293	33	0	1	191	134	326	4425	7.37 %
1035	209	23	232	19	0	2	139	110	251	4408	5.69 %
1036	742	85	827	71	0	68	709	121	898	4390	20.46 %
1040	130	20	150	9	0	1	112	46	159	2763	5.75 %
1049	10	2	12	0	0	0	4	8	12	241	4.98 %
1050	138	19	157	22	0	9	113	57	179	2177	8.22 %
1051	112	14	126	7	0	0	85	48	133	2123	6.26 %
1052	151	29	180	30	0	4	127	79	210	2604	8.06 %
Totals	2974	447	3421	388	2	96	2476	1239	3811	43001	8.86 %

2019 May General and Special Elections

5/4/2019

Page 22 of 31

Run Time

4:23 PM

Run Date

05/08/2019

City of Frisco Proposition T

Precinct	For	Against	Cast Votes	Undervotes	Overvotes	Absentee Voting Ballots Cast	Early Voting Ballots Cast	Election Day Voting Ballots Cast	Total Ballots Cast	Registered Voters	Turnout Percentage
1029	267	36	303	44	1	3	183	162	348	4757	7.32 %
1030	279	30	309	38	0	1	212	134	347	4034	8.60 %
1031	147	27	174	15	0	2	128	59	189	2620	7.21 %
1032	319	32	351	76	1	4	278	146	428	4739	9.03 %
1033	236	28	264	66	0	1	194	135	330	3720	8.87 %
1034	254	33	287	39	0	1	191	134	326	4425	7.37 %
1035	204	26	230	21	0	2	139	110	251	4408	5.69 %
1036	730	69	799	100	0	68	710	121	899	4390	20.48 %
1040	130	18	148	11	0	1	112	46	159	2763	5.75 %
1049	11	1	12	0	0	0	4	8	12	241	4.98 %
1050	148	15	163	16	0	9	113	57	179	2177	8.22 %
1051	115	9	124	9	0	0	85	48	133	2123	6.26 %
1052	147	25	172	38	0	4	127	79	210	2604	8.06 %
Totals	2987	349	3336	473	2	96	2476	1239	3811	43001	8.86 %

2019 May General and Special Elections

5/4/2019

Page 23 of 31

Run Time

4:23 PM

Run Date

05/08/2019

City of Frisco Proposition U

Precinct	For	Against	Cast Votes	Undervotes	Overvotes	Absentee Voting Ballots Cast	Early Voting Ballots Cast	Election Day Voting Ballots Cast	Total Ballots Cast	Registered Voters	Turnout Percentage
1029	262	48	310	38	0	3	183	162	348	4757	7.32 %
1030	263	49	312	35	0	1	212	134	347	4034	8.60 %
1031	153	26	179	10	0	2	128	59	189	2620	7.21 %
1032	310	51	361	67	0	4	278	146	428	4739	9.03 %
1033	237	40	277	52	1	1	194	135	330	3720	8.87 %
1034	245	51	296	30	0	1	191	134	326	4425	7.37 %
1035	192	39	231	20	0	2	139	110	251	4408	5.69 %
1036	732	79	811	87	1	68	710	121	899	4390	20.48 %
1040	122	28	150	9	0	1	112	46	159	2763	5.75 %
1049	10	1	11	1	0	0	4	8	12	241	4.98 %
1050	134	27	161	18	0	9	113	57	179	2177	8.22 %
1051	108	17	125	8	0	0	85	48	133	2123	6.26 %
1052	134	39	173	36	1	4	127	79	210	2604	8.06 %
Totals	2902	495	3397	411	3	96	2476	1239	3811	43001	8.86 %

2019 May General and Special Elections

5/4/2019

Page 24 of 31

Run Time

4:23 PM

Run Date

05/08/2019

City of Frisco Proposition V

Precinct	For	Against	Cast Votes	Undervotes	Overvotes	Absentee Voting Ballots Cast	Early Voting Ballots Cast	Election Day Voting Ballots Cast	Total Ballots Cast	Registered Voters	Turnout Percentage
1029	236	62	298	50	0	3	183	162	348	4757	7.32 %
1030	241	66	307	40	0	1	212	134	347	4034	8.60 %
1031	129	45	174	15	0	2	128	59	189	2620	7.21 %
1032	265	83	348	80	0	4	278	146	428	4739	9.03 %
1033	202	58	260	70	0	1	194	135	330	3720	8.87 %
1034	218	65	283	42	1	1	191	134	326	4425	7.37 %
1035	162	64	226	25	0	2	139	110	251	4408	5.69 %
1036	636	145	781	118	0	68	710	121	899	4390	20.48 %
1040	105	43	148	11	0	1	112	46	159	2763	5.75 %
1049	8	3	11	1	0	0	4	8	12	241	4.98 %
1050	125	31	156	23	0	9	113	57	179	2177	8.22 %
1051	101	25	126	7	0	0	85	48	133	2123	6.26 %
1052	133	37	170	40	0	4	127	79	210	2604	8.06 %
Totals	2561	727	3288	522	1	96	2476	1239	3811	43001	8.86 %

2019 May General and Special Elections

5/4/2019

Page 25 of 31

Run Time

4:23 PM

Run Date

05/08/2019

City of Frisco Proposition W

Precinct	For	Against	Cast Votes	Undervotes	Overvotes	Absentee Voting Ballots Cast	Early Voting Ballots Cast	Election Day Voting Ballots Cast	Total Ballots Cast	Registered Voters	Turnout Percentage
1029	242	53	295	53	0	3	183	162	348	4757	7.32 %
1030	227	73	300	47	0	1	212	134	347	4034	8.60 %
1031	132	38	170	19	0	2	128	59	189	2620	7.21 %
1032	281	62	343	85	0	4	278	146	428	4739	9.03 %
1033	198	55	253	77	0	1	194	135	330	3720	8.87 %
1034	228	56	284	42	0	1	191	134	326	4425	7.37 %
1035	170	47	217	34	0	2	139	110	251	4408	5.69 %
1036	630	135	765	133	1	68	710	121	899	4390	20.48 %
1040	110	31	141	18	0	1	112	46	159	2763	5.75 %
1049	9	3	12	0	0	0	4	8	12	241	4.98 %
1050	115	33	148	31	0	9	113	57	179	2177	8.22 %
1051	97	23	120	13	0	0	85	48	133	2123	6.26 %
1052	123	44	167	43	0	4	127	79	210	2604	8.06 %
Totals	2562	653	3215	595	1	96	2476	1239	3811	43001	8.86 %

Run Time 4:23 PM

5/4/2019

Run Date 05/08/2019

Page 26 of 31

City of Frisco Proposition X

Precinct	For	Against	Cast Votes	Undervotes	Overvotes	Absentee Voting Ballots Cast	Early Voting Ballots Cast	Election Day Voting Ballots Cast	Total Ballots Cast	Registered Voters	Turnout Percentage
1029	254	47	301	47	0	3	183	162	348	4757	7.32 %
1030	255	58	313	34	0	1	212	134	347	4034	8.60 %
1031	141	31	172	16	1	2	128	59	189	2620	7.21 %
1032	303	55	358	70	0	4	278	146	428	4739	9.03 %
1033	226	36	262	68	0	1	194	135	330	3720	8.87 %
1034	248	41	289	35	2	1	191	134	326	4425	7.37 %
1035	183	38	221	29	1	2	139	110	251	4408	5.69 %
1036	710	85	795	104	0	68	710	121	899	4390	20.48 %
1040	121	26	147	12	0	1	112	46	159	2763	5.75 %
1049	11	1	12	0	0	0	4	8	12	241	4.98 %
1050	134	19	153	25	1	9	113	57	179	2177	8.22 %
1051	106	19	125	8	0	0	85	48	133	2123	6.26 %
1052	143	27	170	40	0	4	127	79	210	2604	8.06 %
Totals	2835	483	3318	488	5	96	2476	1239	3811	43001	8.86 %

2019 May General and Special Elections

5/4/2019

Page 27 of 31

Run Time

4:23 PM

Run Date

05/08/2019

City of Frisco Proposition Y

Precinct	For	Against	Cast Votes	Undervotes	Overvotes	Absentee Voting Ballots Cast	Early Voting Ballots Cast	Election Day Voting Ballots Cast	Total Ballots Cast	Registered Voters	Turnout Percentage
1029	275	32	307	41	0	3	183	162	348	4757	7.32 %
1030	276	36	312	35	0	1	212	134	347	4034	8.60 %
1031	156	18	174	15	0	2	128	59	189	2620	7.21 %
1032	329	32	361	67	0	4	278	146	428	4739	9.03 %
1033	239	29	268	62	0	1	194	135	330	3720	8.87 %
1034	265	28	293	33	0	1	191	134	326	4425	7.37 %
1035	204	25	229	22	0	2	139	110	251	4408	5.69 %
1036	747	51	798	101	0	68	710	121	899	4390	20.48 %
1040	136	14	150	9	0	1	112	46	159	2763	5.75 %
1049	10	2	12	0	0	0	4	8	12	241	4.98 %
1050	137	19	156	23	0	9	113	57	179	2177	8.22 %
1051	115	11	126	7	0	0	85	48	133	2123	6.26 %
1052	150	23	173	36	1	4	127	79	210	2604	8.06 %
Totals	3039	320	3359	451	1	96	2476	1239	3811	43001	8.86 %

2019 May General and Special Elections

5/4/2019

Page 28 of 31

Run Time

4:23 PM

Run Date

05/08/2019

City of Frisco Proposition Z

Precinct	For	Against	Cast Votes	Undervotes	Overvotes	Absentee Voting Ballots Cast	Early Voting Ballots Cast	Election Day Voting Ballots Cast	Total Ballots Cast	Registered Voters	Turnout Percentage
1029	257	46	303	45	0	3	183	162	348	4757	7.32 %
1030	263	47	310	37	0	1	212	134	347	4034	8.60 %
1031	147	27	174	15	0	2	128	59	189	2620	7.21 %
1032	306	50	356	72	0	4	278	146	428	4739	9.03 %
1033	225	40	265	65	0	1	194	135	330	3720	8.87 %
1034	243	46	289	37	0	1	191	134	326	4425	7.37 %
1035	188	37	225	26	0	2	139	110	251	4408	5.69 %
1036	681	106	787	112	0	68	710	121	899	4390	20.48 %
1040	120	27	147	12	0	1	112	46	159	2763	5.75 %
1049	10	2	12	0	0	0	4	8	12	241	4.98 %
1050	136	18	154	25	0	9	113	57	179	2177	8.22 %
1051	110	14	124	9	0	0	85	48	133	2123	6.26 %
1052	136	38	174	36	0	4	127	79	210	2604	8.06 %
Totals	2822	498	3320	491	0	96	2476	1239	3811	43001	8.86 %

2019 May General and Special Elections

5/4/2019

Page 29 of 31

Run Time

4:23 PM

Run Date

05/08/2019

City of Frisco Proposition AA

Precinct	For	Against	Cast Votes	Undervotes	Overvotes	Absentee Voting Ballots Cast	Early Voting Ballots Cast	Election Day Voting Ballots Cast	Total Ballots Cast	Registered Voters	Turnout Percentage
1029	245	53	298	50	0	3	183	162	348	4757	7.32 %
1030	263	48	311	36	0	1	212	134	347	4034	8.60 %
1031	143	31	174	15	0	2	128	59	189	2620	7.21 %
1032	301	53	354	74	0	4	278	146	428	4739	9.03 %
1033	204	58	262	68	0	1	194	135	330	3720	8.87 %
1034	240	50	290	36	0	1	191	134	326	4425	7.37 %
1035	179	44	223	28	0	2	139	110	251	4408	5.69 %
1036	667	122	789	109	1	68	710	121	899	4390	20.48 %
1040	116	30	146	13	0	1	112	46	159	2763	5.75 %
1049	9	3	12	0	0	0	4	8	12	241	4.98 %
1050	132	21	153	26	0	9	113	57	179	2177	8.22 %
1051	103	24	127	6	0	0	85	48	133	2123	6.26 %
1052	147	31	178	32	0	4	127	79	210	2604	8.06 %
Totals	2749	568	3317	493	1	96	2476	1239	3811	43001	8.86 %

Run Time 4:23 PM

5/4/2019

Run Date 05/08/2019

Page 30 of 31

City of Frisco Proposition AB

Precinct	For	Against	Cast Votes	Undervotes	Overvotes	Absentee Voting Ballots Cast	Early Voting Ballots Cast	Election Day Voting Ballots Cast	Total Ballots Cast	Registered Voters	Turnout Percentage
1029	157	142	299	48	1	3	183	162	348	4757	7.32 %
1030	163	147	310	37	0	1	212	134	347	4034	8.60 %
1031	80	92	172	17	0	2	128	59	189	2620	7.21 %
1032	187	173	360	68	0	4	278	146	428	4739	9.03 %
1033	130	138	268	62	0	1	194	135	330	3720	8.87 %
1034	141	148	289	36	1	1	191	134	326	4425	7.37 %
1035	96	133	229	22	0	2	139	110	251	4408	5.69 %
1036	454	348	802	93	4	68	710	121	899	4390	20.48 %
1040	83	64	147	12	0	1	112	46	159	2763	5.75 %
1049	7	5	12	0	0	0	4	8	12	241	4.98 %
1050	92	62	154	25	0	9	113	57	179	2177	8.22 %
1051	70	55	125	8	0	0	85	48	133	2123	6.26 %
1052	88	90	178	32	0	4	127	79	210	2604	8.06 %
Totals	1748	1597	3345	460	6	96	2476	1239	3811	43001	8.86 %

2019 May General and Special Elections

5/4/2019

Page 31 of 31

Run Time

4:23 PM

Run Date

05/08/2019

City of Frisco Proposition AC

Precinct	For	Against	Cast Votes	Undervotes	Overvotes	Absentee Voting Ballots Cast	Early Voting Ballots Cast	Election Day Voting Ballots Cast	Total Ballots Cast	Registered Voters	Turnout Percentage
1029	240	62	302	46	0	3	183	162	348	4757	7.32 %
1030	237	64	301	46	0	1	212	134	347	4034	8.60 %
1031	129	43	172	17	0	2	128	59	189	2620	7.21 %
1032	276	66	342	86	0	4	278	146	428	4739	9.03 %
1033	203	61	264	66	0	1	194	135	330	3720	8.87 %
1034	221	64	285	41	0	1	191	134	326	4425	7.37 %
1035	168	53	221	30	0	2	139	110	251	4408	5.69 %
1036	647	132	779	120	0	68	710	121	899	4390	20.48 %
1040	99	43	142	17	0	1	112	46	159	2763	5.75 %
1049	11	1	12	0	0	0	4	8	12	241	4.98 %
1050	115	39	154	25	0	9	113	57	179	2177	8.22 %
1051	101	18	119	14	0	0	85	48	133	2123	6.26 %
1052	134	41	175	35	0	4	127	79	210	2604	8.06 %
Totals	2581	687	3268	543	0	96	2476	1239	3811	43001	8.86 %