

AN ORDINANCE OF THE CITY COUNCIL OF THE CITY OF FRISCO, TEXAS, CANVASSING THE ELECTION RETURNS OF THE JUNE 5, 2021 RUNOFF ELECTION FOR THE PURPOSE OF ELECTING ONE MEMBER OF THE FRISCO CITY COUNCIL (PLACE NO. 3) TO FILL AN EXPIRING TERM; DECLARING THE RESULTS OF THE RUNOFF ELECTION; PROVIDING SAVINGS, REPEALING AND SEVERABILITY CLAUSES AND AN EFFECTIVE DATE.

WHEREAS, the City Council of the City of Frisco, Texas ("City Council") duly authorized a Runoff Election to be held within the City of Frisco, Texas ("City") on June 5, 2021 ("Runoff Election") for the purpose of electing one member of the Frisco City Council (Place No. 3), with such term being for a period of three years; and

WHEREAS, the Runoff Election was administered by the Collin County Elections Administrator and the Denton County Elections Administrator; and

WHEREAS, the Collin County Elections Administrator and the Denton County Elections Administrator have made the return of the Runoff Election results and delivered them to the City Council in the time and manner required by law; and

WHEREAS, the Collin County returns lawfully submitted to the City Council and filed with the City Secretary are set forth in Exhibit A and incorporated herein for all purposes; and

WHEREAS, the Denton County returns lawfully submitted to the City Council and filed with the City Secretary are set forth in Exhibit B and incorporated herein for all purposes; and

WHEREAS, the City Council finds that the Runoff Election was duly called; that notice of the Runoff Election was given in accordance with the law and City Charter; that the Runoff Election was held in accordance with the law and City Charter; that the Runoff Election returns were duly and legally made and delivered; and that there were cast at the Runoff Election valid and legal votes; and

WHEREAS, the City Council finds and declares that the meeting at which this Ordinance is considered is open to the public as required by law, and that the public notice of the time, place and purpose of the meeting was given as required by Chapter 551 of the Texas Government Code, as amended; and

WHEREAS, the City Council, having canvassed the combined early voting and election day accumulated totals for the Runoff Election, finds that the votes cast result in the following:

[The remainder of this page intentionally left blank.]

CITY COUNCIL, PLACE 3

	<u>Votes</u>	<u>Percentage (%)</u>
ANGELIA PELHAM	7,049	53.02%
JENNIFER WHITE	6,245	46.98%

NOW, THEREFORE, BE IT ORDAINED BY THE CITY COUNCIL OF THE CITY OF FRISCO, TEXAS:

SECTION 1: Findings Incorporated. The findings set forth above are incorporated into the body of this Ordinance as if fully set forth herein.

SECTION 2: Election Results. The returns of the Runoff Election as set forth herein are declared to be official. Accordingly, Angelia Pelham is hereby declared elected to City Council Place No. 3.

SECTION 3: Approval of Elections Results. The City Council hereby approves and accepts the results of the Runoff Election as set forth in the returns attached hereto as Exhibit A and Exhibit B, as determined by the majority vote of the qualified voters of the City.

SECTION 4: Severability. Should any section, subsection, sentence, clause or phrase of this Ordinance be declared unconstitutional and/or invalid by a court of competent jurisdiction, it is expressly provided that any and all remaining portions of this Ordinance shall remain in full force and effect. The City Council hereby declares that it would have passed this Ordinance, and each section, subsection, clause or phrase thereof, regardless of whether any one or more sections, subsections, sentences, clauses or phrases is declared unconstitutional and/or invalid.

SECTION 5: Savings/Repealing. All provisions of any ordinance in conflict with this Ordinance are hereby repealed to the extent they are in conflict. Any remaining portions of said ordinances shall remain in full force and effect.

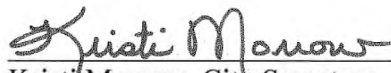
SECTION 6: Effective Date. This Ordinance shall become effective from and after its adoption.

[The remainder of this page intentionally left blank.]

DULY PASSED AND APPROVED BY THE CITY COUNCIL OF THE CITY OF
FRISCO, TEXAS on this 14th day of June, 2021.



ATTESTED TO AND
CORRECTLY RECORDED BY:


Kristi Morrow, City Secretary


Jeff Cheney, Mayor

APPROVED AS TO FORM:



Abernathy Roeder Boyd & Hullett P.C.
Ryan D. Pittman, City Attorneys

Exhibit A
Collin County Certified Election Results

STATE OF TEXAS

§

CANVASS OF THE
CITY OF FRISCO
GENERAL RUNOFF
ELECTION

COUNTY OF COLLIN


§

JUNE 5, 2021

I, Bruce Sherbet, the undersigned Elections Administrator of Collin County, do hereby certify that I have made an actual check and comparison of all the ballots tabulated as voted with the Return Sheets, and the unused ballots as recorded on the Register of Official Ballots. I, therefore, make the following report of my findings from the June 5, 2021 City of Frisco General Runoff Election that was held in Collin County, Texas.

I hereby certify the results to be a full, true and correct tabulation, audit and count of the votes cast in the said election.

WITNESS, my hand on this the 11th day of June 2021.



Bruce Sherbet
Elections Administrator
Collin County

Summary Results Report
General and Special Elections Runoff
June 5th, 2021

Combined Accumulated Totals
FINAL RESULTS
Collin County

Statistics

	TOTAL	Election Day	Early Voting	Ballot By Mail	Provision al Ballots	Limited Ballots
Registered Voters - Total	327,131					
Ballots Cast - Total	38,435	11,566	25,227	1,612	30	0
Voter Turnout - Total	11.75%					

Summary Results Report
General and Special Elections Runoff
June 5th, 2021

Combined Accumulated Totals
FINAL RESULTS
Collin County

City Council, Place 3 Frisco

Vote For 1

	TOTAL	VOTE %		Election Day	Early Voting	Ballot By Mail	Provision al Ballots	Limited Ballots
Angelia Pelham	3,750	58.62%	<div></div>	1,497	2,184	68	1	0
Jennifer White	2,647	41.38%	<div></div>	912	1,699	36	0	0
Total Votes Cast	6,397	100.00%	<div></div>	2,409	3,883	104	1	0
Overvotes	0			0	0	0	0	0
Undervotes	5			0	5	0	0	0
Contest Totals	6,402			2,409	3,888	104	1	0

Summary Results Report
 General and Special Elections Runoff
 June 5th, 2021

SOVC
 FINAL RESULTS
 Collin County

030

City Council, Place 3 Frisco
 Vote For 1

	TOTAL	VOTE %		Election Day	Early Voting	Ballot By Mail	Provision al Ballots	Limited Ballots
Angelia Pelham	243	51.48%	<div></div>	93	150	0	0	0
Jennifer White	229	48.52%	<div></div>	81	144	4	0	0
Total Votes Cast	472	100.00%	<div></div>	174	294	4	0	0
Overvotes	0			0	0	0	0	0
Undervotes	0			0	0	0	0	0
Contest Totals	472			174	294	4	0	0

Summary Results Report
General and Special Elections Runoff
June 5th, 2021

SOVC
FINAL RESULTS
Collin County

087

City Council, Place 3 Frisco
Vote For 1

	TOTAL	VOTE %		Election Day	Early Voting	Ballot By Mail	Provision al Ballots	Limited Ballots
Angelia Pelham	418	61.11%	<div></div>	153	264	1	0	0
Jennifer White	266	38.89%	<div></div>	97	166	3	0	0
Total Votes Cast	684	100.00%	<div></div>	250	430	4	0	0
Overvotes	0			0	0	0	0	0
Undervotes	0			0	0	0	0	0
Contest Totals	684			250	430	4	0	0

Summary Results Report
General and Special Elections Runoff
June 5th, 2021

SOVC
FINAL RESULTS
Collin County

092

City Council, Place 3 Frisco

Vote For 1

	TOTAL	VOTE %		Election Day	Early Voting	Ballot By Mail	Provision al Ballots	Limited Ballots
Angelia Pelham	143	60.08%	<div></div>	55	81	7	0	0
Jennifer White	95	39.92%	<div></div>	33	60	2	0	0
Total Votes Cast	238	100.00%	<div></div>	88	141	9	0	0
Overvotes	0			0	0	0	0	0
Undervotes	0			0	0	0	0	0
Contest Totals	238			88	141	9	0	0

Summary Results Report
 General and Special Elections Runoff
 June 5th, 2021

SOVC
 FINAL RESULTS
 Collin County

101

City Council, Place 3 Frisco
 Vote For 1

	TOTAL	VOTE %		Election Day	Early Voting	Ballot By Mail	Provision al Ballots	Limited Ballots
Angelia Pelham	178	50.14%	<div></div>	88	86	4	0	0
Jennifer White	177	49.86%	<div></div>	61	116	0	0	0
Total Votes Cast	355	100.00%	<div></div>	149	202	4	0	0
Overvotes	0			0	0	0	0	0
Undervotes	0			0	0	0	0	0
Contest Totals	355			149	202	4	0	0

Summary Results Report
General and Special Elections Runoff
June 5th, 2021

SOVC
FINAL RESULTS
Collin County

111

City Council, Place 3 Frisco

Vote For 1

	TOTAL	VOTE %		Election Day	Early Voting	Ballot By Mail	Provision al Ballots	Limited Ballots
Angelia Pelham	270	58.57%	<div></div>	104	158	8	0	0
Jennifer White	191	41.43%	<div></div>	74	115	2	0	0
Total Votes Cast	461	100.00%	<div></div>	178	273	10	0	0
Overvotes	0			0	0	0	0	0
Undervotes	1			0	1	0	0	0
Contest Totals	462			178	274	10	0	0

Summary Results Report
General and Special Elections Runoff
June 5th, 2021

SOVC
FINAL RESULTS
Collin County

117

City Council, Place 3 Frisco

Vote For 1

	TOTAL	VOTE %		Election Day	Early Voting	Ballot By Mail	Provision al Ballots	Limited Ballots
Angelia Pelham	234	58.50%	<div></div>	75	150	9	0	0
Jennifer White	166	41.50%	<div></div>	54	110	2	0	0
Total Votes Cast	400	100.00%	<div></div>	129	260	11	0	0
Overvotes	0			0	0	0	0	0
Undervotes	0			0	0	0	0	0
Contest Totals	400			129	260	11	0	0

Summary Results Report
General and Special Elections Runoff
June 5th, 2021

SOVC
FINAL RESULTS
Collin County

118

City Council, Place 3 Frisco
Vote For 1

	TOTAL	VOTE %		Election Day	Early Voting	Ballot By Mail	Provision al Ballots	Limited Ballots
Angelia Pelham	209	47.61%	<div></div>	92	115	2	0	0
Jennifer White	230	52.39%	<div></div>	79	150	1	0	0
Total Votes Cast	439	100.00%	<div></div>	171	265	3	0	0
Overvotes	0			0	0	0	0	0
Undervotes	0			0	0	0	0	0
Contest Totals	439			171	265	3	0	0

Summary Results Report
 General and Special Elections Runoff
 June 5th, 2021

SOVC
 FINAL RESULTS
 Collin County

127

City Council, Place 3 Frisco
 Vote For 1

	TOTAL	VOTE %		Election Day	Early Voting	Ballot By Mail	Provision al Ballots	Limited Ballots
Angelia Pelham	189	58.15%	<div></div>	59	119	10	1	0
Jennifer White	136	41.85%	<div></div>	39	90	7	0	0
Total Votes Cast	325	100.00%	<div></div>	98	209	17	1	0
Overvotes	0			0	0	0	0	0
Undervotes	0			0	0	0	0	0
Contest Totals	325			98	209	17	1	0

Summary Results Report
 General and Special Elections Runoff
 June 5th, 2021

SOVC
 FINAL RESULTS
 Collin County

134

City Council, Place 3 Frisco
 Vote For 1

	TOTAL	VOTE %		Election Day	Early Voting	Ballot By Mail	Provision al Ballots	Limited Ballots
Angelia Pelham	279	54.71%	<div></div>	120	154	5	0	0
Jennifer White	231	45.29%	<div></div>	80	151	0	0	0
Total Votes Cast	510	100.00%	<div></div>	200	305	5	0	0
Overvotes	0			0	0	0	0	0
Undervotes	1			0	1	0	0	0
Contest Totals	511			200	306	5	0	0

Summary Results Report
General and Special Elections Runoff
June 5th, 2021

SOVC
FINAL RESULTS
Collin County

146

City Council, Place 3 Frisco

Vote For 1

	TOTAL	VOTE %		Election Day	Early Voting	Ballot By Mail	Provision al Ballots	Limited Ballots
Angelia Pelham	244	60.55%	<div></div>	94	147	3	0	0
Jennifer White	159	39.45%	<div></div>	52	106	1	0	0
Total Votes Cast	403	100.00%	<div></div>	146	253	4	0	0
Overvotes	0			0	0	0	0	0
Undervotes	0			0	0	0	0	0
Contest Totals	403			146	253	4	0	0

Summary Results Report
 General and Special Elections Runoff
 June 5th, 2021

SOVC
 FINAL RESULTS
 Collin County

177

City Council, Place 3 Frisco
 Vote For 1

	TOTAL	VOTE %		Election Day	Early Voting	Ballot By Mail	Provision al Ballots	Limited Ballots
Angelia Pelham	163	44.29%	<div></div>	59	99	5	0	0
Jennifer White	205	55.71%	<div></div>	52	145	8	0	0
Total Votes Cast	368	100.00%	<div></div>	111	244	13	0	0
Overvotes	0			0	0	0	0	0
Undervotes	2			0	2	0	0	0
Contest Totals	370			111	246	13	0	0

Summary Results Report
 General and Special Elections Runoff
 June 5th, 2021

SOVC
 FINAL RESULTS
 Collin County

212

City Council, Place 3 Frisco

Vote For 1

	TOTAL	VOTE %		Election Day	Early Voting	Ballot By Mail	Provision al Ballots	Limited Ballots
Angelia Pelham	383	68.64%	<div></div>	162	216	5	0	0
Jennifer White	175	31.36%	<div></div>	77	98	0	0	0
Total Votes Cast	558	100.00%	<div></div>	239	314	5	0	0
Overvotes	0			0	0	0	0	0
Undervotes	0			0	0	0	0	0
Contest Totals	558			239	314	5	0	0

Summary Results Report
General and Special Elections Runoff
June 5th, 2021

SOVC
FINAL RESULTS
Collin County

220

City Council, Place 3 Frisco

Vote For 1

	TOTAL	VOTE %		Election Day	Early Voting	Ballot By Mail	Provision al Ballots	Limited Ballots
Angelia Pelham	247	67.30%	<div></div>	116	131	0	0	0
Jennifer White	120	32.70%	<div></div>	49	69	2	0	0
Total Votes Cast	367	100.00%	<div></div>	165	200	2	0	0
Overvotes	0			0	0	0	0	0
Undervotes	0			0	0	0	0	0
Contest Totals	367			165	200	2	0	0

Summary Results Report
 General and Special Elections Runoff
 June 5th, 2021

SOVC
 FINAL RESULTS
 Collin County

225

City Council, Place 3 Frisco
 Vote For 1

	TOTAL	VOTE %		Election Day	Early Voting	Ballot By Mail	Provision al Ballots	Limited Ballots
Angelia Pelham	289	73.35%	<div></div>	103	179	7	0	0
Jennifer White	105	26.65%	<div></div>	39	65	1	0	0
Total Votes Cast	394	100.00%	<div></div>	142	244	8	0	0
Overvotes	0			0	0	0	0	0
Undervotes	0			0	0	0	0	0
Contest Totals	394			142	244	8	0	0

Summary Results Report
General and Special Elections Runoff
June 5th, 2021

SOVC
FINAL RESULTS
Collin County

229

City Council, Place 3 Frisco

Vote For 1

	TOTAL	VOTE %		Election Day	Early Voting	Ballot By Mail	Provision al Ballots	Limited Ballots
Angelia Pelham	92	69.70%	<div></div>	43	48	1	0	0
Jennifer White	40	30.30%	<div></div>	11	28	1	0	0
Total Votes Cast	132	100.00%	<div></div>	54	76	2	0	0
Overvotes	0			0	0	0	0	0
Undervotes	0			0	0	0	0	0
Contest Totals	132			54	76	2	0	0

Summary Results Report
General and Special Elections Runoff
June 5th, 2021

SOVC
FINAL RESULTS
Collin County

234

City Council, Place 3 Frisco
Vote For 1

	TOTAL	VOTE %		Election Day	Early Voting	Ballot By Mail	Provision al Ballots	Limited Ballots
Angelia Pelham	169	58.08%	<div></div>	81	87	1	0	0
Jennifer White	122	41.92%	<div></div>	34	86	2	0	0
Total Votes Cast	291	100.00%	<div></div>	115	173	3	0	0
Overvotes	0			0	0	0	0	0
Undervotes	1			0	1	0	0	0
Contest Totals	292			115	174	3	0	0

Exhibit B
Denton County Certified Election Results

General & Special Runoff Elections

Registered Voters

6898 of 199265 = 3.46%

Precincts Reporting

73 of 73 = 100.00%

Run Time 7:44 AM

Run Date 06/17/2021

6/5/2021

Page 1

City of Frisco City Council Place 3

Choice	Party	Absentee Voting		Early Voting		Election Day Voting		Total	
Angelia Pelham		137	65.87%	2,077	43.99%	1,085	55.16%	3,299	47.83%
Jennifer White		71	34.13%	2,645	56.01%	882	44.84%	3,598	52.17%
Cast Votes:		208	100.00%	4,722	100.00%	1,967	100.00%	6,897	100.00%
Undervotes:		0		1		0		1	
Overvotes:		0		0		0		0	

*** End of report ***



Frank Phillips

General & Special Runoff Elections

6/5/2021

Page 1

Run Time 7:45 AM

Run Date 06/17/2021

City of Frisco City Council Place 3

Precinct	Angelia Pelham	Jennifer White	Cast Votes	Undervotes	Overvotes	Absentee Voting Ballots Cast	Early Voting Ballots Cast	Election Day Voting Ballots Cast	Total Ballots Cast	Registered Voters	Turnout Percentage
1029	188	152	340	0	0	3	218	119	340	3,642	9.34%
1030	296	353	649	0	0	7	425	217	649	4,378	14.82%
1031	218	126	344	0	0	9	217	118	344	2,997	11.48%
1032	343	445	788	0	0	7	531	250	788	5,399	14.60%
1033	322	230	552	0	0	3	362	187	552	5,113	10.80%
1034	295	192	487	0	0	4	325	158	487	5,126	9.50%
1035	142	183	325	0	0	12	215	98	325	3,126	10.40%
1036	568	1,173	1,741	0	0	144	1,371	226	1,741	4,930	35.31%
1040	187	172	359	0	0	4	222	133	359	2,910	12.34%
1049	39	24	63	0	0	0	41	22	63	950	6.63%
1050	156	135	291	0	0	6	202	83	291	2,740	10.62%
1051	180	140	320	0	0	1	213	106	320	2,203	14.53%
1052	232	173	405	1	0	5	241	160	406	4,090	9.93%
1055	76	48	124	0	0	0	73	51	124	1,652	7.51%
1056	57	52	109	0	0	3	67	39	109	1,823	5.98%
Totals	3,299	3,598	6,897	1	0	208	4,723	1,967	6,898	51,079	13.50%

Run Time 7:45 AM
Run Date 06/17/2021

General & Special Runoff Elections

6/5/2021

Page 2

*** End of report ***



Frank Phillips

Run Time 7:43 AM

Run Date 06/17/2021

General & Special Runoff Elections

6/5/2021

Page 1

1029

340 of 3,642 registered voters = 9.34%

City of Frisco City Council Place 3

Choice	Party	Absentee Voting		Early Voting		Election Day Voting		Total	
Angelia Pelham		3	100.00%	105	48.17%	80	67.23%	188	55.29%
Jennifer White		0	0.00%	113	51.83%	39	32.77%	152	44.71%
Cast Votes:		3	100.00%	218	100.00%	119	100.00%	340	100.00%
Undervotes:		0		0		0		0	
Overvotes:		0		0		0		0	


Frank Phillips

City of Frisco

Denton County

Official Results

Registered Voters

6898 of 199265 = 3.46%

Precincts Reporting

73 of 73 = 100.00%

Run Time 7:43 AM

Run Date 06/17/2021

General & Special Runoff Elections

6/5/2021

Page 2

1030

649 of 4,660 registered voters = 13.93%

City of Frisco City Council Place 3

Choice	Party	Absentee Voting		Early Voting		Election Day Voting		Total	
Angelia Pelham		0	0.00%	177	41.65%	119	54.84%	296	45.61%
Jennifer White		7	100.00%	248	58.35%	98	45.16%	353	54.39%
Cast Votes:		7	100.00%	425	100.00%	217	100.00%	649	100.00%
Undervotes:		0		0		0		0	
Overvotes:		0		0		0		0	

City of Frisco

Denton County

Official Results

Registered Voters

6898 of 199265 = 3.46%

Precincts Reporting

73 of 73 = 100.00%

Run Time 7:43 AM
Run Date 06/17/2021

General & Special Runoff Elections

6/5/2021

Page 3

1031

344 of 2,997 registered voters = 11.48%

City of Frisco City Council Place 3

Choice	Party	Absentee Voting		Early Voting		Election Day Voting		Total	
Angelia Pelham		5	55.56%	143	65.90%	70	59.32%	218	63.37%
Jennifer White		4	44.44%	74	34.10%	48	40.68%	126	36.63%
Cast Votes:		9	100.00%	217	100.00%	118	100.00%	344	100.00%
Undervotes:		0		0		0		0	
Overvotes:		0		0		0		0	

City of Frisco

Denton County

Official Results

Registered Voters

6898 of 199265 = 3.46%

Precincts Reporting

73 of 73 = 100.00%

Run Time 7:43 AM
Run Date 06/17/2021

General & Special Runoff Elections

6/5/2021

Page 4

1032

788 of 5,399 registered voters = 14.60%

City of Frisco City Council Place 3

Choice	Party	Absentee Voting		Early Voting		Election Day Voting		Total	
Angelia Pelham		5	71.43%	221	41.62%	117	46.80%	343	43.53%
Jennifer White		2	28.57%	310	58.38%	133	53.20%	445	56.47%
Cast Votes:		7	100.00%	531	100.00%	250	100.00%	788	100.00%
Undervotes:		0		0		0		0	
Overvotes:		0		0		0		0	

City of Frisco

Denton County

Official Results

Registered Voters

6898 of 199265 = 3.46%

Precincts Reporting

73 of 73 = 100.00%

Run Time 7:43 AM

Run Date 06/17/2021

General & Special Runoff Elections

6/5/2021

Page 5

1033

552 of 5,113 registered voters = 10.80%

City of Frisco City Council Place 3

Choice	Party	Absentee Voting		Early Voting		Election Day Voting		Total	
Angelia Pelham		3	100.00%	204	56.35%	115	61.50%	322	58.33%
Jennifer White		0	0.00%	158	43.65%	72	38.50%	230	41.67%
Cast Votes:		3	100.00%	362	100.00%	187	100.00%	552	100.00%
Undervotes:		0		0		0		0	
Overvotes:		0		0		0		0	

General & Special Runoff Elections

6/5/2021

Page 6

Run Time 7:43 AM

Run Date 06/17/2021

1034

487 of 5,126 registered voters = 9.50%

City of Frisco City Council Place 3

Choice	Party	Absentee Voting		Early Voting		Election Day Voting		Total	
Angelia Pelham		1	25.00%	191	58.77%	103	65.19%	295	60.57%
Jennifer White		3	75.00%	134	41.23%	55	34.81%	192	39.43%
Cast Votes:		4	100.00%	325	100.00%	158	100.00%	487	100.00%
Undervotes:		0		0		0		0	
Overvotes:		0		0		0		0	

City of Frisco

Denton County

Official Results

Registered Voters

6898 of 199265 = 3.46%

Precincts Reporting

73 of 73 = 100.00%

Run Time 7:43 AM
Run Date 06/17/2021

General & Special Runoff Elections

6/5/2021

Page 7

1035

325 of 3,126 registered voters = 10.40%

City of Frisco City Council Place 3

Choice	Party	Absentee Voting		Early Voting		Election Day Voting		Total	
Angelia Pelham		4	33.33%	92	42.79%	46	46.94%	142	43.69%
Jennifer White		8	66.67%	123	57.21%	52	53.06%	183	56.31%
Cast Votes:		12	100.00%	215	100.00%	98	100.00%	325	100.00%
Undervotes:		0		0		0		0	
Overvotes:		0		0		0		0	

General & Special Runoff Elections

6/5/2021

Page 8

Run Time 7:43 AM

Run Date 06/17/2021

1036

1,741 of 4,930 registered voters = 35.31%

City of Frisco City Council Place 3

Choice	Party	Absentee Voting		Early Voting		Election Day Voting		Total	
Angelia Pelham		107	74.31%	385	28.08%	76	33.63%	568	32.62%
Jennifer White		37	25.69%	986	71.92%	150	66.37%	1,173	67.38%
Cast Votes:		144	100.00%	1,371	100.00%	226	100.00%	1,741	100.00%
Undervotes:		0		0		0		0	
Overvotes:		0		0		0		0	

City of Frisco

Denton County

Official Results

Registered Voters

6898 of 199265 = 3.46%

Precincts Reporting

73 of 73 = 100.00%

Run Time 7:43 AM
Run Date 06/17/2021

General & Special Runoff Elections

6/5/2021

Page 9

1040

359 of 2,910 registered voters = 12.34%

City of Frisco City Council Place 3

Choice	Party	Absentee Voting		Early Voting		Election Day Voting		Total	
Angelia Pelham		2	50.00%	110	49.55%	75	56.39%	187	52.09%
Jennifer White		2	50.00%	112	50.45%	58	43.61%	172	47.91%
Cast Votes:		4	100.00%	222	100.00%	133	100.00%	359	100.00%
Undervotes:		0		0		0		0	
Overvotes:		0		0		0		0	

City of Frisco

Denton County

Official Results

Registered Voters

6898 of 199265 = 3.46%

Precincts Reporting

73 of 73 = 100.00%

Run Time 7:43 AM
Run Date 06/17/2021

General & Special Runoff Elections

6/5/2021

Page 10

1049

63 of 950 registered voters = 6.63%

City of Frisco City Council Place 3

Choice	Party	Absentee Voting		Early Voting		Election Day Voting		Total	
Angelia Pelham		0	0.00%	28	68.29%	11	50.00%	39	61.90%
Jennifer White		0	0.00%	13	31.71%	11	50.00%	24	38.10%
Cast Votes:		0	0.00%	41	100.00%	22	100.00%	63	100.00%
Undervotes:		0		0		0		0	
Overvotes:		0		0		0		0	

City of Frisco

Denton County

Official Results

Registered Voters

6898 of 199265 = 3.46%

Precincts Reporting

73 of 73 = 100.00%

Run Time 7:43 AM

Run Date 06/17/2021

General & Special Runoff Elections

6/5/2021

Page 11

1050

291 of 2,740 registered voters = 10.62%

City of Frisco City Council Place 3

Choice	Party	Absentee Voting		Early Voting		Election Day Voting		Total	
Angelia Pelham		0	0.00%	100	49.50%	56	67.47%	156	53.61%
Jennifer White		6	100.00%	102	50.50%	27	32.53%	135	46.39%
Cast Votes:		6	100.00%	202	100.00%	83	100.00%	291	100.00%
Undervotes:		0		0		0		0	
Overvotes:		0		0		0		0	

City of Frisco

Denton County

Official Results

Registered Voters

6898 of 199265 = 3.46%

Precincts Reporting

73 of 73 = 100.00%

Run Time 7:43 AM
Run Date 06/17/2021

General & Special Runoff Elections

6/5/2021

Page 12

1051

320 of 2,203 registered voters = 14.53%

City of Frisco City Council Place 3

Choice	Party	Absentee Voting		Early Voting		Election Day Voting		Total	
Angelia Pelham		0	0.00%	102	47.89%	78	73.58%	180	56.25%
Jennifer White		1	100.00%	111	52.11%	28	26.42%	140	43.75%
Cast Votes:		1	100.00%	213	100.00%	106	100.00%	320	100.00%
Undervotes:		0		0		0		0	
Overvotes:		0		0		0		0	

General & Special Runoff Elections

6/5/2021

Page 13

Run Time 7:43 AM

Run Date 06/17/2021

1052

406 of 4,090 registered voters = 9.93%

City of Frisco City Council Place 3

Choice	Party	Absentee Voting		Early Voting		Election Day Voting		Total	
Angelia Pelham		4	80.00%	135	56.25%	93	58.13%	232	57.28%
Jennifer White		1	20.00%	105	43.75%	67	41.88%	173	42.72%
Cast Votes:		5	100.00%	240	100.00%	160	100.00%	405	100.00%
Undervotes:		0		1		0		1	
Overvotes:		0		0		0		0	

City of Frisco

Denton County

Official Results

Registered Voters

6898 of 199265 = 3.46%

Precincts Reporting

73 of 73 = 100.00%

Run Time 7:43 AM
Run Date 06/17/2021

General & Special Runoff Elections

6/5/2021

Page 14

1055

124 of 1,652 registered voters = 7.51%

City of Frisco City Council Place 3

Choice	Party	Absentee Voting		Early Voting		Election Day Voting		Total	
Angelia Pelham		0	0.00%	49	67.12%	27	52.94%	76	61.29%
Jennifer White		0	0.00%	24	32.88%	24	47.06%	48	38.71%
Cast Votes:		0	0.00%	73	100.00%	51	100.00%	124	100.00%
Undervotes:		0		0		0		0	
Overvotes:		0		0		0		0	

City of Frisco

Denton County

Official Results

Registered Voters

6898 of 199265 = 3.46%

Precincts Reporting

73 of 73 = 100.00%

Run Time 7:43 AM
Run Date 06/17/2021

General & Special Runoff Elections

6/5/2021

Page 15

1056

109 of 1,823 registered voters = 5.98%

City of Frisco City Council Place 3

Choice	Party	Absentee Voting		Early Voting		Election Day Voting		Total	
Angelia Pelham		3	100.00%	35	52.24%	19	48.72%	57	52.29%
Jennifer White		0	0.00%	32	47.76%	20	51.28%	52	47.71%
Cast Votes:		3	100.00%	67	100.00%	39	100.00%	109	100.00%
Undervotes:		0		0		0		0	
Overvotes:		0		0		0		0	

*** End of report ***