


**FINANCIAL SERVICES DEPARTMENT
BUDGET SERVICES DEPARTMENT
MONTHLY STATUS REPORT**



June 30, 2023

FY23



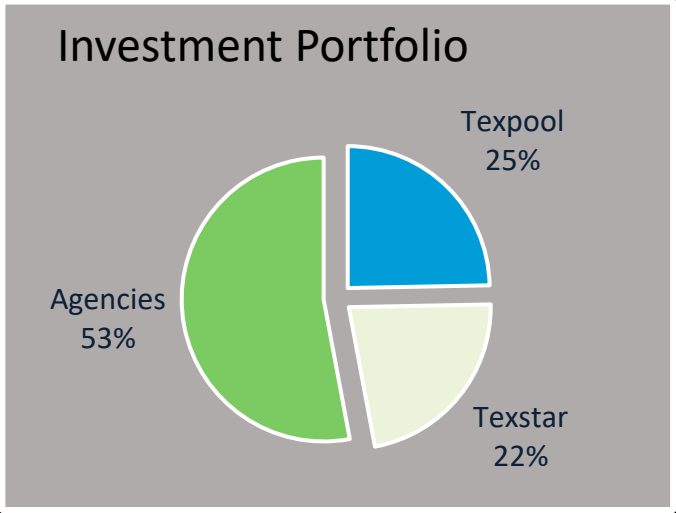
Summary Year-To-Date

Major Funds Revenues & Expenses June 30, 2023	General	FY23 % of Budget	FY22 % of Budget	Utility Operating	FY23 % of Budget	FY22 % of Budget
Revenue Budget	\$229,603,726			\$139,471,584		
YTD Actual	\$209,850,720	91%	84%	\$ 99,810,643	72%	68%
Expense Budget	\$247,621,203			\$138,415,822		
YTD Spent	\$160,152,152	65%	67%	\$100,484,287	73%	73%
Revenues Over (Under) Expenses	\$ 49,698,568			(\$ 673,644)		

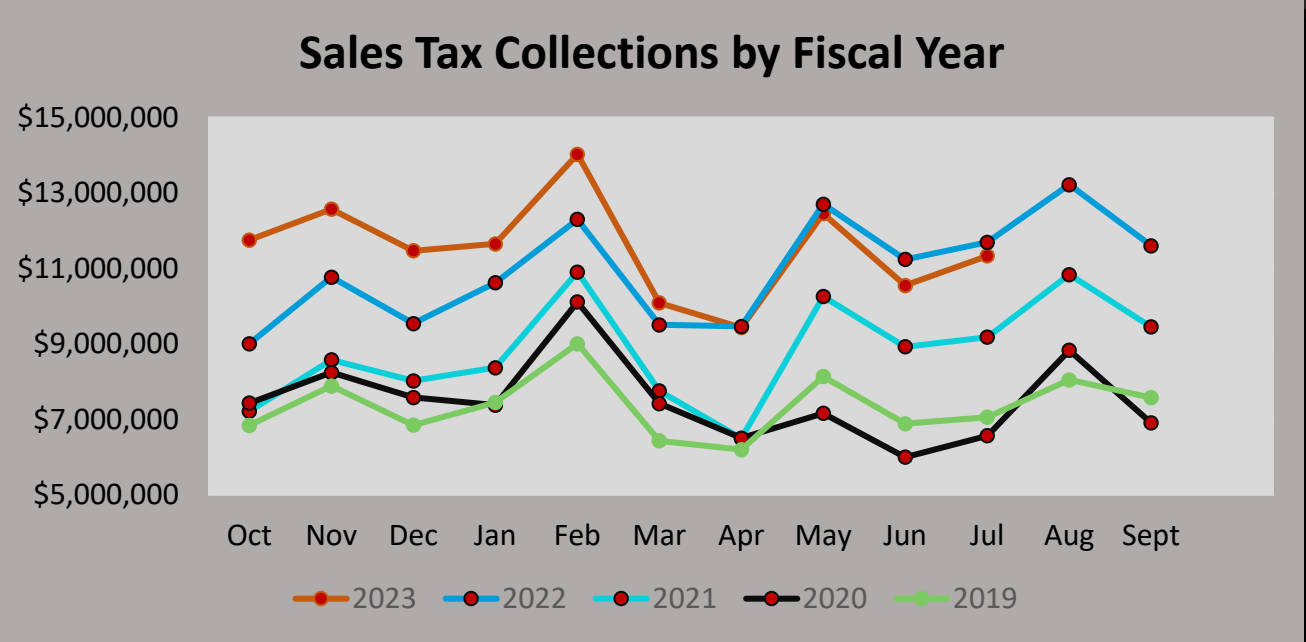
A large, light gray, stylized shield-shaped logo with the word "FRISCO" in white, bold, sans-serif capital letters.A large, light gray, stylized shield-shaped logo with the word "FRISCO" in white, bold, sans-serif capital letters.

FY23

A large, light gray, stylized shield-shaped logo with the word "FRISCO" in white, bold, sans-serif capital letters.A small, dark gray, stylized shield-shaped logo with the word "FRISCO" in white, bold, sans-serif capital letters.



City Portfolio	Balances	Yields
Texpool	\$ 239,347,898	5.0543%
Texstar	\$ 216,658,108	5.0764%
Agencies	\$ 513,250,000	.4620%
Totals	\$ 969,256,006	



75.00%

	Approved Original FY23 Budget	Revised FY23 Budget	Monthly Actual	% of Bdgt	YTD Actual	% of Bdgt	FY 22 Actual	Monthly Actual	% of YTD Act	YTD Actual	% of YTD Act	% Inc /(Dec) 22/23
Gen Fund Rev												
Property Tax	114,534,004	114,594,004	565,851	0%	113,806,751	99%	101,586,930	424,058	0%	101,467,537	100%	12%
Sales Tax	68,063,417	68,063,417	5,275,307	8%	51,531,757	76%	67,722,580	5,621,510	8%	47,202,203	70%	9%
Beverage Tax	1,130,259	1,070,259	145,182	14%	1,130,332	106%	1,494,842	137,970	9%	950,466	64%	19%
Franchise Tax	10,122,226	10,122,226	128	0%	11,442,106	113%	11,350,411	5,243	0%	8,781,106	77%	30%
Licenses & Permits	12,152,057	12,152,057	670,582	6%	8,249,160	68%	11,810,918	785,165	7%	8,845,661	75%	-7%
Intergovernmental	3,400,065	3,400,065	82,664	2%	2,175,316	64%	2,940,283	-93,456	-3%	2,034,568	69%	7%
Charges for Services	8,936,690	8,992,032	1,287,897	14%	8,348,816	93%	10,580,648	1,179,022	11%	7,488,322	71%	11%
Fines	1,737,541	1,737,541	190,145	11%	1,472,433	85%	1,787,478	170,036	10%	1,237,192	69%	19%
Interest Income	521,281	521,281	688,060	132%	5,112,041	981%	966,496	111,614	12%	298,209	31%	1614%
Contributions	173,924	233,924	1,206	1%	39,288	17%	158,649	600	0%	147,614	93%	-73%
Rental Income	1,464,324	1,464,324	48,693	3%	815,026	56%	1,559,669	183,962	12%	1,096,111	70%	-26%
Other Fees/Misc	802,405	687,063	37,885	6%	864,626	126%	1,589,238	78,157	5%	741,809	47%	17%
Transfers In	6,565,533	6,565,533	297,430	5%	4,863,068	74%	5,488,884	183,856	3%	3,993,470	73%	22%
Total	229,603,726	229,603,726	9,291,030	4%	209,850,720	91%	219,037,026	8,787,737	4%	184,284,268	84%	14%
Gen Fund Exp												
Administration	7,148,992	7,128,927	577,397	8%	4,529,655	64%	6,647,093	523,445	8%	4,498,434	68%	1%
Financial Services	21,068,887	19,933,129	1,418,602	7%	9,246,211	46%	18,226,329	633,043	3%	8,882,903	49%	4%
Police	56,257,308	58,624,333	4,475,511	8%	38,947,815	66%	49,492,793	3,953,529	8%	34,915,225	71%	12%
Fire	52,356,212	53,698,307	4,053,797	8%	36,076,600	67%	46,675,167	3,560,181	8%	32,931,790	71%	10%
Public Works	16,038,862	16,815,074	1,728,533	10%	10,275,710	61%	12,544,951	1,220,071	10%	8,835,988	70%	16%
Human Resources	4,386,787	4,258,487	317,352	7%	2,868,053	67%	3,859,563	495,718	13%	2,392,949	62%	20%
Administrative Serv	14,324,028	15,553,658	1,054,807	7%	9,815,206	63%	12,425,533	809,725	7%	9,606,328	77%	2%
IT Serv	15,408,209	16,764,727	1,173,788	7%	11,342,411	68%	11,385,609	753,313	7%	7,608,291	67%	49%
Library	6,774,094	6,860,394	540,360	8%	4,811,136	70%	5,696,527	394,998	7%	4,171,978	73%	15%
Parks & Recreation	21,849,149	22,749,176	1,855,572	8%	14,531,923	64%	16,984,693	1,559,950	9%	11,313,523	67%	28%
Engineering Serv	2,958,778	2,908,179	207,131	7%	1,903,229	65%	2,459,425	173,958	7%	1,709,679	70%	11%
Development Serv	9,395,965	9,411,155	621,636	7%	5,966,638	63%	7,306,771	565,793	8%	5,163,806	71%	16%
Non-departmental	1,515,037	12,915,657	53,091	0%	9,837,565	76%	6,007,909	9,333	0%	2,086,506	35%	371%
Total	229,482,308	247,621,203	18,077,577	7%	160,152,152	65%	199,712,363	14,653,057	7%	134,117,400	67%	19%
Rev-Exp	121,418	(18,017,477)	(8,786,547)		49,698,568		19,324,663	(5,865,320)		50,166,868		

75.00%

[illegible]

TABULATION OF BIDS RECEIVED



BIDS DUE WEDNESDAY JULY 12, 2023

\$161,625,000
CITY OF FRISCO, TEXAS
GENERAL OBLIGATION REFUNDING
AND IMPROVEMENT BONDS, SERIES 2023

ACCOUNT MANAGER	TRUE INTEREST COST
BofA Securities	3.525392%
J.P. Morgan Securities LLC	3.573171%
Morgan Stanley & Co, LLC	3.587044%
TD Securities	3.587630%
Jefferies LLC	3.595308%
Mesirow Financial, Inc.	3.648722%
Robert W. Baird & Co, Inc.	3.652381%

\$18,535,000
CITY OF FRISCO, TEXAS
COMBINATION TAX AND SURPLUS
REVENUE CERTIFICATES OF OBLIGATION,
SERIES 2023A

ACCOUNT MANAGER	TRUE INTEREST COST
Wells Fargo Bank, National Association	3.726857%
PNC Capital Markets	3.739748%
BOK Financial Securities, Inc.	3.740884%
Robert W. Baird & Co, Inc.	3.757868%
KeyBanc Capital Markets	3.775157%
FHN Financial Capital Markets	3.833383%

Prepared by:



777 Main Street, Suite 1525
Fort Worth, Texas 76102
(817) 332-9710

TABULATION OF BIDS RECEIVED



BIDS DUE WEDNESDAY JULY 12, 2023

\$42,775,000

**CITY OF FRISCO, TEXAS
COMBINATION TAX AND SURPLUS
REVENUE CERTIFICATES OF OBLIGATION,
TAXABLE SERIES 2023B**

\$20,490,000

**CITY OF FRISCO, TEXAS
GENERAL OBLIGATION BONDS,
TAXABLE SERIES 2023**

ACCOUNT MANAGER	TRUE INTEREST COST
Wells Fargo Bank, National Association	4.912249%
Raymond James & Associates, Inc.	4.924710%
PNC Capital Markets	4.942197%
Morgan Stanley & Co, LLC	4.948246%
Robert W. Baird & Co, Inc.	4.960054%
BofA Securities	4.969303%
FHN Financial Capital Markets	4.974579%
KeyBanc Capital Markets	4.986939%

ACCOUNT MANAGER	TRUE INTEREST COST
Raymond James & Associates, Inc.	4.914137%
KeyBanc Capital Markets	4.930845%
FHN Financial Capital Markets	4.937076%
PNC Capital Markets	4.942754%
Robert W. Baird & Co, Inc.	4.946458%
Wells Fargo Bank, National Association	4.978421%

Prepared by:



777 Main Street, Suite 1525
Fort Worth, Texas 76102
(817) 332-9710