


FINANCIAL SERVICES DEPARTMENT
BUDGET SERVICES DEPARTMENT
MONTHLY STATUS REPORT



July & August 2023

FY23



Summary – July 2023

Major Funds Revenues & Expenses July 31, 2023	General	FY23 % of Budget	FY22 % of Budget	Utility Operating	FY23 % of Budget	FY22 % of Budget
Revenue Budget	\$229,603,727			\$139,471,584		
YTD Actual	\$219,947,581	96%	89%	\$113,272,739	81%	78%
Expense Budget	\$245,811,017			\$136,274,137		
YTD Spent	\$176,385,207	72%	75%	\$110,874,260	81%	79%
Revenues Over (Under) Expenses	\$ 43,562,373			\$ 2,398,478		



FRISCO



FRISCO



FRISCO



FRISCO

Summary - August 2023

Major Funds Revenues & Expenses August 31, 2023	General	FY23 % of Budget	FY22 % of Budget	Utility Operating	FY23 % of Budget	FY22 % of Budget
Revenue Budget	\$229,603,727			\$139,471,584		
YTD Actual	\$231,306,055	101%	94%	\$128,152,382	92%	90%
Expense Budget	\$245,811,017			\$136,274,137		
YTD Spent	\$196,277,029	80%	83%	\$122,690,584	90%	89%
Revenues Over (Under) Expenses	\$ 35,029,027			\$ 5,461,798		



FRISCO



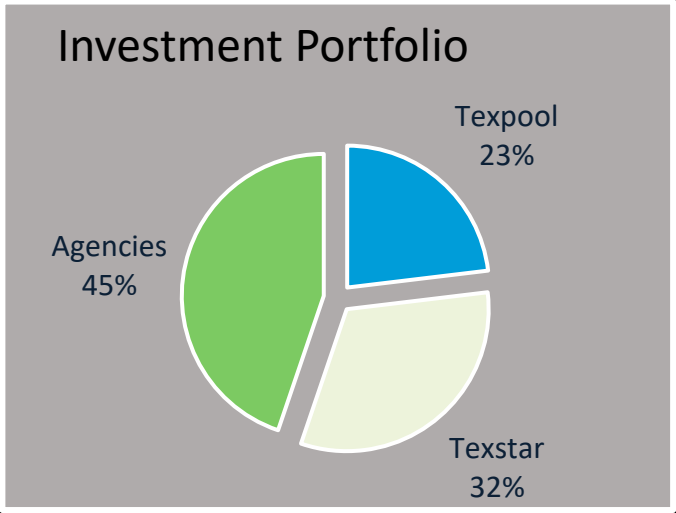
FRISCO



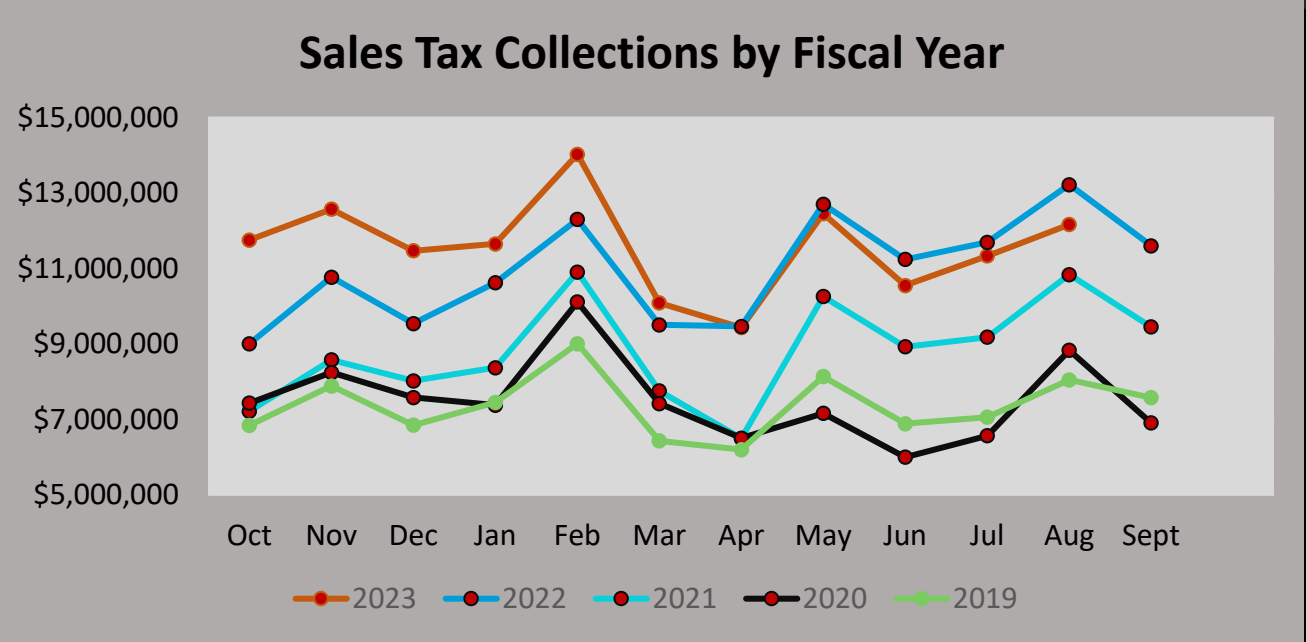
FRISCO



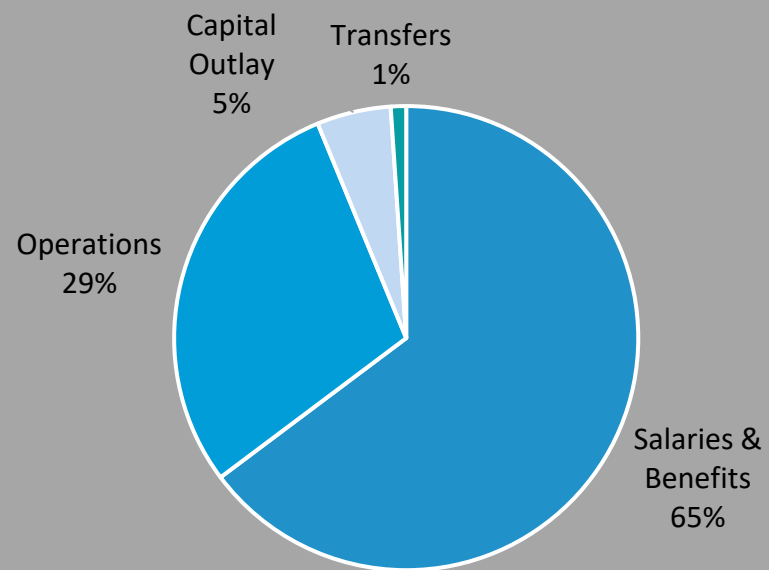
FRISCO



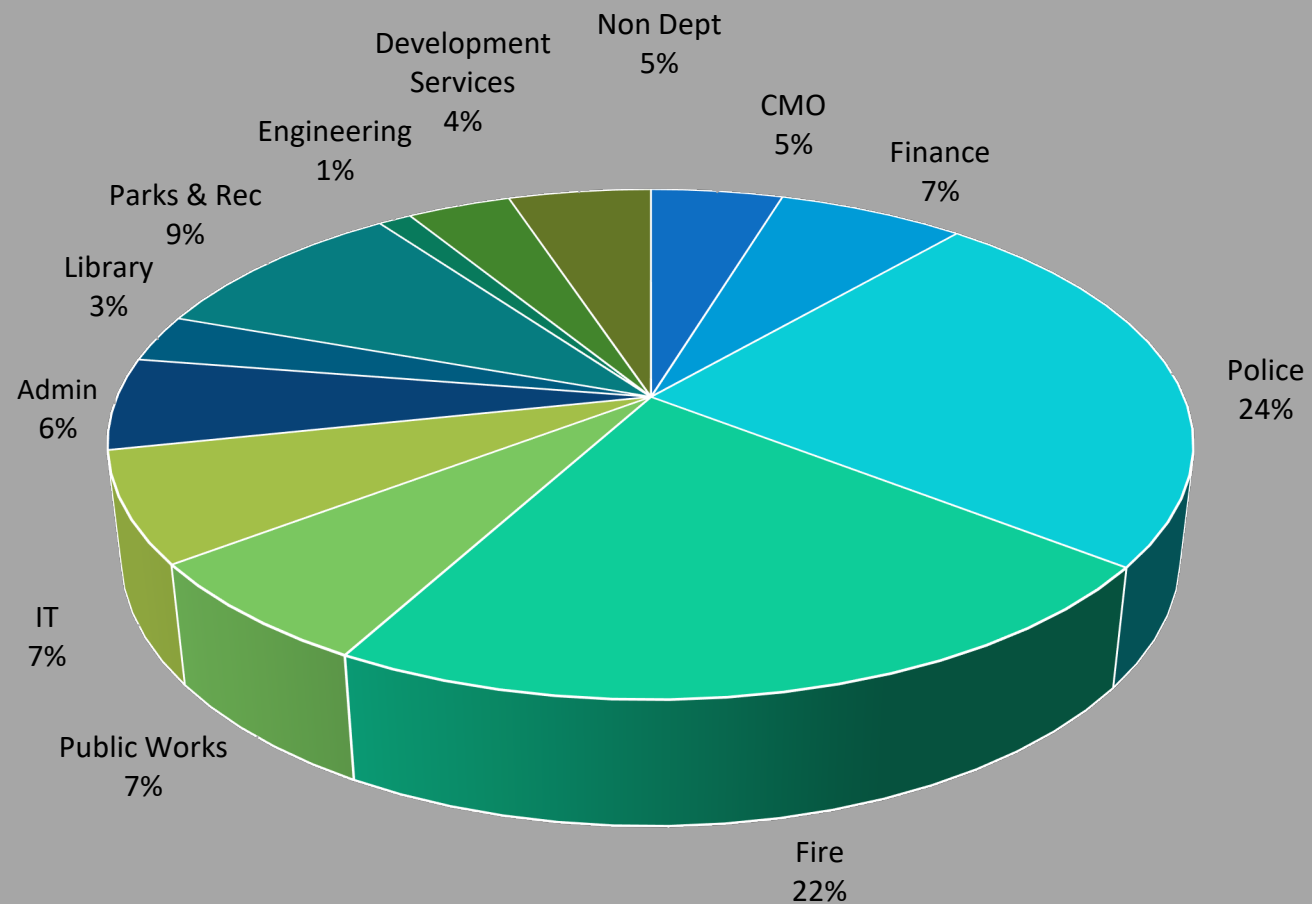
City Portfolio	Balances	Yields
Texpool	\$ 267,605,784	5.3047%
Texstar	\$ 372,285,681	5.2974%
Agencies	\$ 518,950,000	4.8980%
Totals	\$ 1,158,841,465	



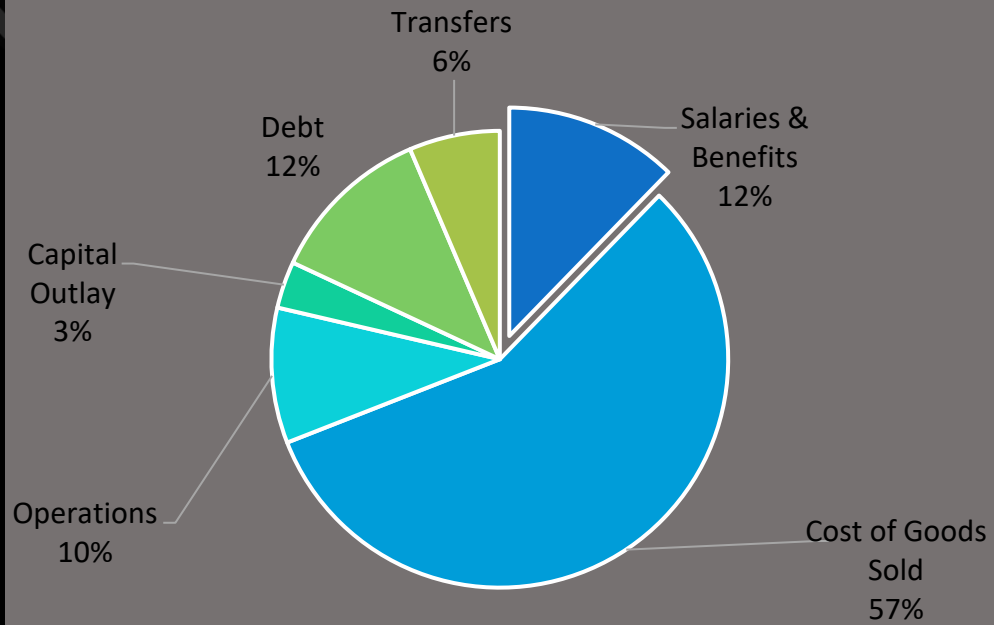
**General Fund
Expenditures
By Category**



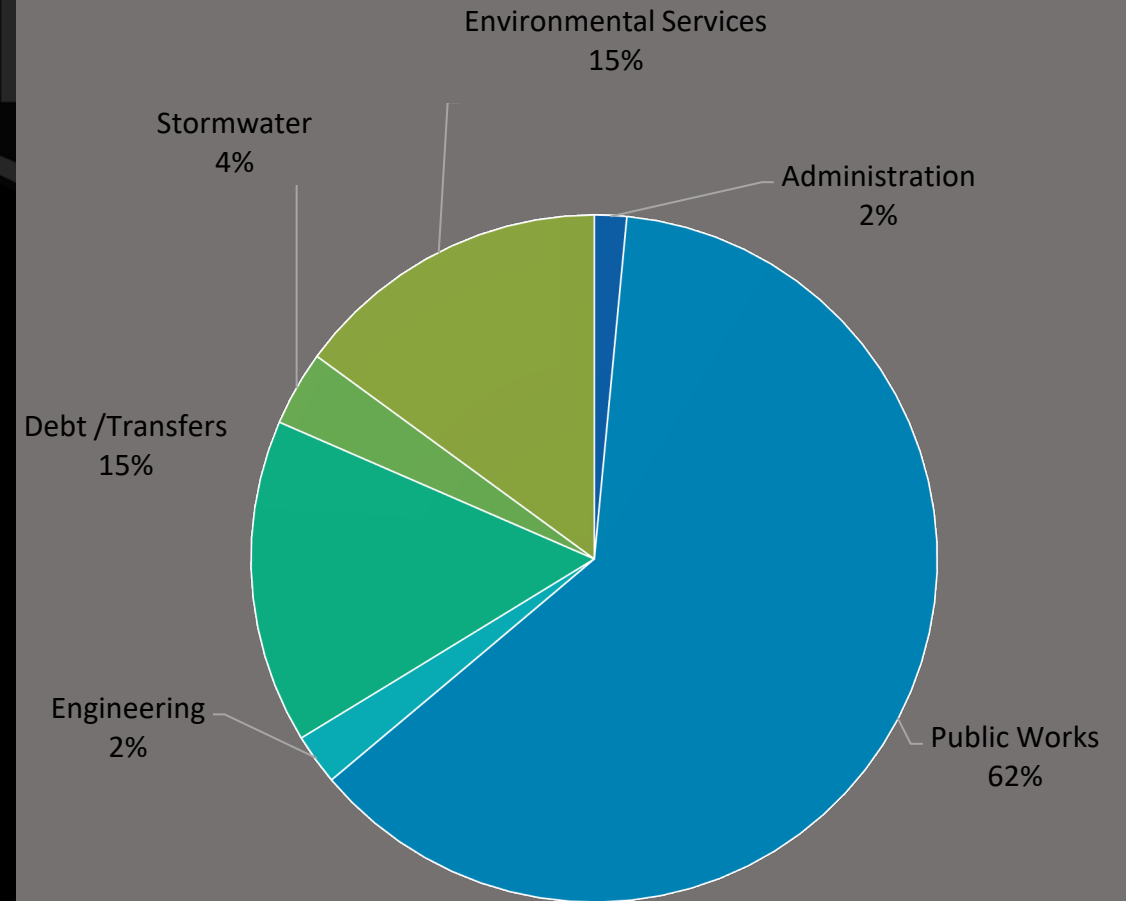
**General Fund
Expenditures
By Department**



Enterprise Funds By Expense Category



Enterprise Funds Expenses by Department



Department Activity	August Activity
# vendor invoices processed	5,116
# payroll advices	3,150
City board meetings/events attended	6
City Council (2), FEDC, FCDC, DAB, BAC	

Municipal Court	August Activity
# of cases filed	1,283
# of cases closed	2,095
# warrants issued/cleared	351/1032
% of on-line/phone payments	64%

Utility Billing	August Activity
# of active customers	66,794
# new meter sets	85
# new customers	273
# on line pay/% of total pay	27,976/33%

Building/Development Fees	August Activity
Fees Collected	\$485,683
Collin County Permits	834 Total/50 SF*
Denton County Permits	607 Total/27 SF*
Commercial Permits Valuation	\$56 Million
*SF=Single Family Permits	