



BUDGET STATUS REPORT MARCH 31, 2024



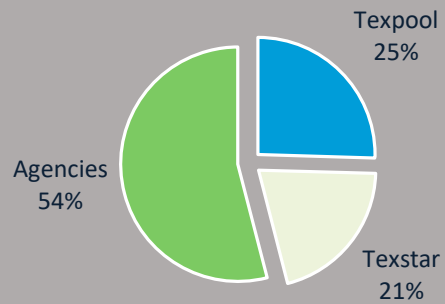
Summary Year-To-Date

Major Funds Revenues & Expenses March 31, 2024	General	FY24 % of Budget	FY23 % of Budget	Utility Operating	FY24 % of Budget	FY23 % of Budget
Revenue Budget	\$ 262,222,397			\$ 152,056,450		
YTD Actual	201,037,563	77%	78%	74,286,576	49%	48%
Expense Budget	272,903,510			144,859,855		
YTD Spent	110,976,707	41%	44%	76,741,084	53%	53%
Revenues Over (Under) Expenses	\$ 90,060,856			\$ (2,454,508)		

FY24

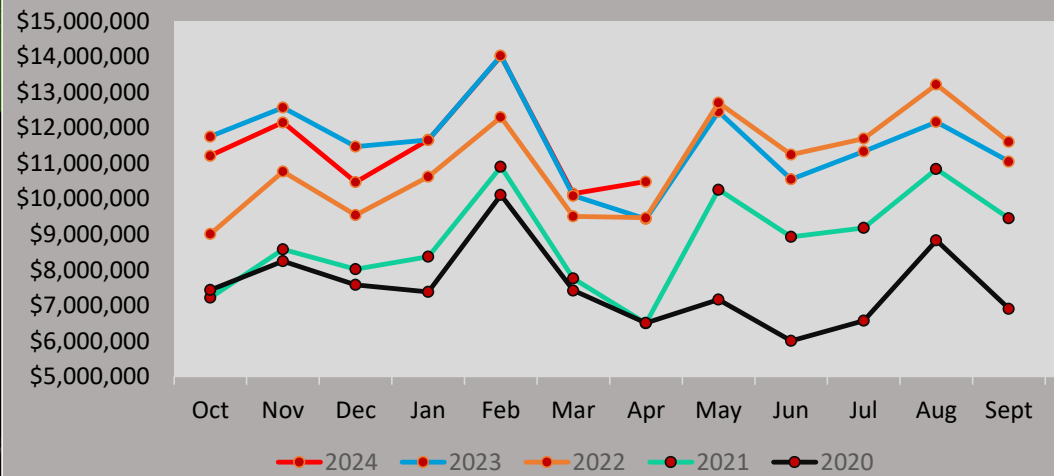


Investment Portfolio



City Portfolio	Balances	Yields
Texpool	\$ 286,541,174	5.3161%
Texstar	\$ 231,154,738	5.2986%
Agencies	\$ 608,200,000	5.1810%
Totals	\$ 1,125,895,912	

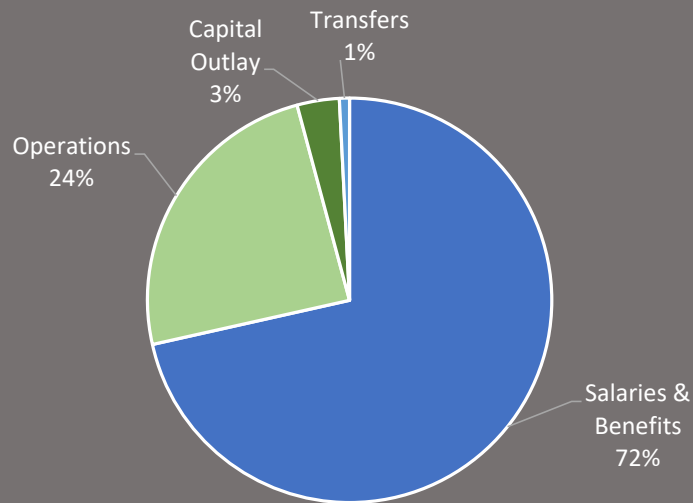
Sales Tax Collections by Fiscal Year



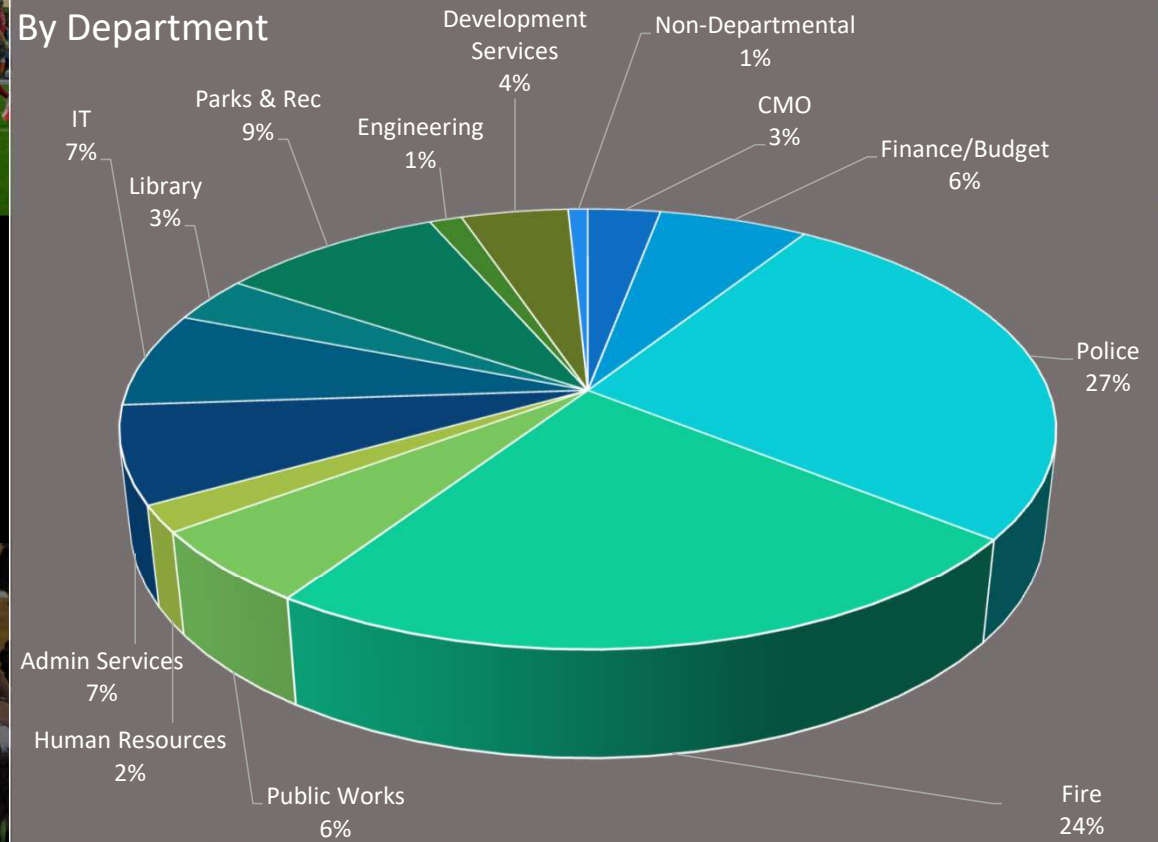
FY24



General Fund Expenditures By Category



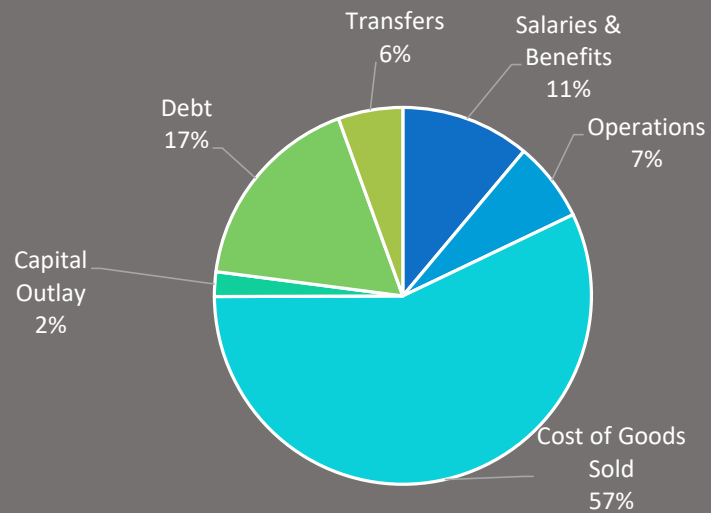
General Fund Expenditures By Department



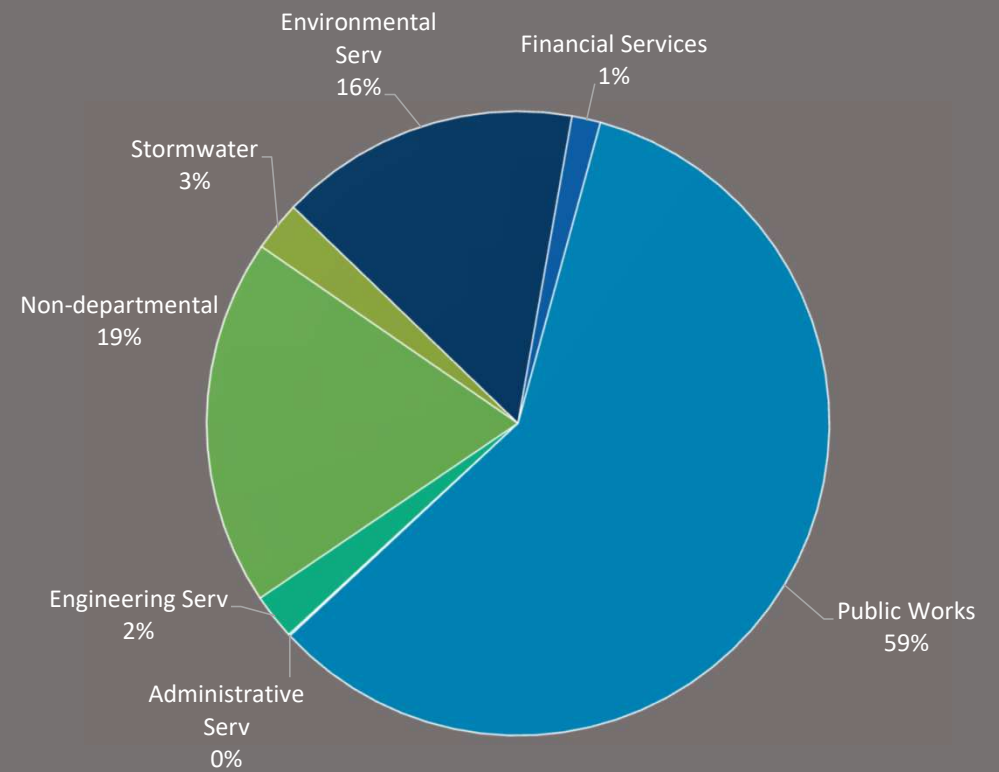
FY24



Enterprise Funds By Expense Category



Enterprise Funds Expenses by Department



FY24



Payables Process Activity	Monthly Activity
# accounts payable invoices paid	3,646
# payroll advices	4,549

Municipal Court	Monthly Activity
# of cases filed	1,058
# of cases closed	1,204
# warrants issued/cleared	253/327
% of on-line/phone payments	69%

Revenue Collections	Monthly Activity Mar 24	Monthly Activity Mar 23	% Change
# of active customers	67,608	66,258	2.1%
# new meter sets	120	135	51.8%
# new customers	218	203	13.2%
# online pay/% of total pay	31,174/46%	25,430/38%	39.6%

FY24

