






Legend

-  < 4.99% Slope
-  5% - 9.99% Slope
-  > 10% Slope
-  Frisco Boundary
-  Transportation (Roads and Railines)

Slope Classifications

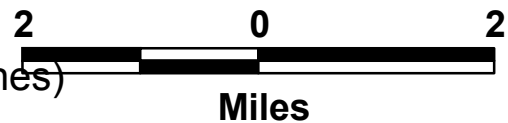


Figure 4. Slope Classifications for Frisco.