

**AN ORDINANCE OF THE CITY COUNCIL OF THE CITY OF FRISCO, TEXAS, CANVASSING THE ELECTION RETURNS OF THE MAY 1, 2021 GENERAL ELECTION FOR THE PURPOSE OF ELECTING TWO MEMBERS OF THE FRISCO CITY COUNCIL (PLACE NOS. 1 AND 3) TO FILL EXPIRING TERMS; DECLARING THE RESULTS OF THE GENERAL ELECTION; ORDERING A RUNOFF ELECTION TO BE HELD ON JUNE 5, 2021 FOR THE PURPOSE OF ELECTING A COUNCILMEMBER TO PLACE NO. 3; DESIGNATING EARLY VOTING POLLING PLACES AND HOURS; DESIGNATING ELECTION DAY POLLING PLACES AND HOURS; ORDERING NOTICES OF ELECTION TO BE GIVEN AS PRESCRIBED BY LAW; APPOINTING THE COLLIN COUNTY ELECTIONS ADMINISTRATOR AND THE DENTON COUNTY ELECTIONS ADMINISTRATOR TO ADMINISTER THE RUNOFF ELECTION; PROVIDING FOR THE APPOINTMENT OF ELECTION JUDGES; AUTHORIZING THE MAYOR AND CITY SECRETARY TO TAKE ALL ACTIONS NECESSARY TO COMPLY WITH APPLICABLE ELECTION LAWS; PROVIDING SAVINGS, REPEALING AND SEVERABILITY CLAUSES AND AN EFFECTIVE DATE.**

WHEREAS, the City Council of the City of Frisco, Texas ("City Council") duly authorized a General Election to be held within the City of Frisco, Texas ("City") on May 1, 2021 ("General Election") for the purpose of electing two members of the Frisco City Council (Place Nos. 1 and 3), with each such term being for a period of three years; and

WHEREAS, the General Election was administered by the Collin County Elections Administrator and the Denton County Elections Administrator; and

WHEREAS, the Collin County Elections Administrator and the Denton County Elections Administrator have made the return of the General Election results and delivered them to the City Council in the time and manner required by law; and

WHEREAS, the Collin County returns lawfully submitted to the City Council and filed with the City Secretary are set forth in Exhibit A and incorporated herein for all purposes; and

WHEREAS, the Denton County returns lawfully submitted to the City Council and filed with the City Secretary are set forth in Exhibit B and incorporated herein for all purposes; and

WHEREAS, the City Council finds that the General Election was duly called; that notice of the General Election was given in accordance with the law and City Charter; that the General Election was held in accordance with the law and City Charter; that the General Election returns were duly and legally made and delivered; and that there were cast at the General Election valid and legal votes; and

WHEREAS, the City Council finds and declares that the meeting at which this Ordinance is considered is open to the public as required by law, and that the public notice of the time, place and purpose of the meeting was given as required by Chapter 551 of the Texas Government Code, as amended; and

WHEREAS, the City Council, having canvassed the combined early voting and election day accumulated totals for the General Election, finds that the votes cast result in the following:

**CITY COUNCIL, PLACE 1**

	<u>Votes</u>	<u>Percentage (%)</u>
JOHN KEATING	7,145	75.84%
JP SCHADE	2,276	24.16%

**CITY COUNCIL, PLACE 3**

	<u>Votes</u>	<u>Percentage (%)</u>
SAI KRISHNA	1,128	10.98%
ANGELIA PELHAM	2,799	27.25%
JENNIFER WHITE	3,786	36.86%
KAREN CUNNINGHAM	2,559	24.91%

**NOW, THEREFORE, BE IT ORDAINED BY THE CITY COUNCIL OF THE CITY OF FRISCO, TEXAS:**

**SECTION 1: Findings Incorporated.** The findings set forth above are incorporated into the body of this Ordinance as if fully set forth herein.

**SECTION 2: Election Results.** The returns of the General Election as set forth herein are declared to be official. John Keating is hereby declared elected to City Council Place No. 1. No candidate for City Council Place No. 3 received a majority of the votes cast. A runoff election therefore must be called for City Council Place No. 3 under Texas law and the City Charter.

**SECTION 3: Approval of Elections Results.** The City Council hereby approves and accepts the results of the General Election as set forth in the returns attached hereto as Exhibit A and Exhibit B, as determined by the majority vote of the qualified voters of the City.

**SECTION 4: Runoff Election Ordered.** No one individual received a majority of votes as a result of the General Election, and in conformity with Texas law and the City Charter, the



City Council hereby calls a Runoff Election to be held in and throughout the City on June 5, 2021, for City Council Place No. 3 between the following candidates:

Angelia Pelham

Jennifer White

("Runoff Election"). The Runoff Election shall be administered by the Collin County Elections Administrator and the Denton County Elections Administrator. The Collin County Elections Administrator shall administer the Runoff Election for the Collin County portion of the City, and the Denton County Elections Administrator shall administer the Runoff Election for the Denton County portion of the City. Voters shall vote in the county in which they are registered.

#### SECTION 5: Early Voting for Runoff Election.

Collin County Voters: Early voting by personal appearance shall be available at: Collin College, Preston Ridge Campus, Room J113, 9700 Wade Blvd., Frisco, Texas 75034; Fire Station No. 8, Training Room, 14700 Rolater Rd., Frisco, Texas 75035; or the Collin County Elections Office, 2010 Redbud Blvd., #102, McKinney, Texas 75069, which is designated as the main early voting polling place, and other early voting locations open under full contract services with the Collin County Elections Administrator, which may be designated after May 10, 2021. Early voting will begin on Monday, May 24, 2021, and continue through Thursday, May 27, 2021, during the hours of 8:00 a.m. to 5:00 p.m., with extended voting hours on Friday, May 28, 2021, during the hours of 7:00 a.m. to 7:00 p.m.; Saturday, May 29, 2021 from 8 a.m. to 5 p.m.; and Tuesday, June 1, 2021 from 7 a.m. to 7 p.m. No voting shall occur on Monday, May 31, because of the Memorial Day holiday. Applications for ballots by mail shall be requested from and mailed to the Collin County Elections Office, Attn: Bruce Sherbet, Elections Administrator, 2010 Redbud Blvd. #102, McKinney, Texas 75069, [absenteemailballoting@collincountytexas.gov](mailto:absenteemailballoting@collincountytexas.gov). Applications for ballots by mail must be received no later than the close of business on May 24, 2021.

Collin County voters may vote at any of the additional early voting locations open under full contract services with the Collin County Elections Administrator, which may be designated after May 10, 2021. This previous sentence shall also be posted in the Notice of Election. Early voting times and locations are subject to change.

Denton County Voters: Early voting by personal appearance shall be available at: Fire Station No. 4, Training Room, 4485 Cotton Gin Road, Frisco, Texas 75034; Fire Station No. 7, Training Room, 330 W. Stonebrook Parkway, Frisco, Texas 75034; or the Denton County Elections Office, 701 Kimberly Drive, Denton, Texas 76208, which is designated as the main early voting polling place, and other Early Voting locations open under full contract services with the Denton County Elections Administrator, which may be designated after May 10, 2021. Early voting will begin on Monday, May 24, 2021, and continue through Thursday, May 27, 2021, during the hours of 8:00 a.m. to 5:00 p.m., with extended voting hours on Friday, May 28, 2021, during the hours of 7:00 a.m. to 7:00 p.m.; Saturday, May 29, 2021 from 8 a.m. to 5 p.m.; and Tuesday, June 1, 2021 from 7 a.m. to 7 p.m. No voting shall occur on Monday, May 31,

**Ordinance Canvassing May 1, 2021 General Election  
and Calling a Runoff Election for June 5, 2021**

3379660



because of the Memorial Day holiday. Applications for ballots by mail shall be requested from and mailed to the Denton County Elections Office, Attn: Frank Phillips, Elections Administrator, 701 Kimberly Drive, Denton, Texas 76208, [elections@dentoncounty.com](mailto:elections@dentoncounty.com). Applications for ballots by mail must be received no later than the close of business on May 24, 2021.

Denton County voters may vote at any of the additional early voting locations open under full contract services with the Denton County Elections Administrator, which may be designated after May 10, 2021. The previous sentence shall also be posted in the Notice of Election. Early voting times and locations are subject to change.

**SECTION 6: Election Day Voting for Runoff Election.**

**Collin County Voters:** Election Day voting by personal appearance shall be at: Collin College, Preston Ridge Campus, Room J11, 9700 Wade Blvd., Frisco, Texas 75034; Fire Station No. 8, Training Room, 14700 Rolater Rd., Frisco, Texas 75035; the Collin County Elections Office, 2010 Redbud Blvd., #102, McKinney, Texas 75069, and other early voting locations open under full contract services with the Collin County Elections Administrator, and any of the additional Election Day Vote Centers open under full contract services with the Collin County Elections Administrator, from 7:00 a.m. to 7:00 p.m.:

**Denton County Voters:** Election Day voting by personal appearance shall be at the following locations, according to voter precincts, from 7:00 a.m. to 7:00 p.m.:

<b>Denton County Precinct No.</b>	<b>Address</b>
1031, 1033, 1034, 1035, 1049, 1050, 1051, 1052, 1056	Fire Station No. 4 Training Room 4485 Cotton Gin Road Frisco, Texas 75034
1029, 1030, 1032, 1036, 1040, 1055	Fire Station No. 7 Training Room 330 W. Stonebrook Parkway Frisco, Texas 75036

**SECTION 7: Voting Equipment and Materials for Runoff Election.** Direct Record Electronic (DRE) voting machines shall be used in the Runoff Election for early voting by personal appearance and Election Day voting in Collin County. Optical-scan ballots shall be used for early voting by mail in Collin and Denton Counties and for early voting by personal appearance and Election Day voting in Denton County.

**SECTION 8: Runoff Election to Comply with Applicable Laws.** The City Secretary is hereby authorized and directed to publish and/or post, in the time and manner prescribed by law,

all notices required to be so published and/or posted in connection with the conduct of this Runoff Election. The Runoff Election and notice of the Runoff Election shall be conducted in accordance with the Texas Election Code and other applicable law, and all qualified and registered voters of the City shall be eligible to vote at the Runoff Election.

SECTION 9: Appointment of Election Judges for Runoff Election. Upon the receipt of recommendations from the City Secretary and/or the Collin County Elections Administrator and Denton County Elections Administrator, the City Council shall appoint the early voting and Election Day voting judges. In the event that the appointed judges are unable to execute or complete their duties for any reason, the City Secretary and/or the Collin County Elections Administrator and Denton County Elections Administrator may identify alternate judges that the City Council shall appoint as soon as possible.

SECTION 10: Authority of Mayor and City Secretary. The Mayor and the City Secretary, in consultation with the City Attorney, are hereby authorized and directed to take any and all actions necessary to comply with the provisions of the Texas Election Code and any other state or federal law in carrying out and conducting the Runoff Election, whether or not expressly authorized herein.

SECTION 11: Severability. Should any section, subsection, sentence, clause or phrase of this Ordinance be declared unconstitutional and/or invalid by a court of competent jurisdiction, it is expressly provided that any and all remaining portions of this Ordinance shall remain in full force and effect. The City Council hereby declares that it would have passed this Ordinance, and each section, subsection, clause or phrase thereof, regardless of whether any one or more sections, subsections, sentences, clauses or phrases is declared unconstitutional and/or invalid.

SECTION 12: Savings/Repealing. All provisions of any ordinance in conflict with this Ordinance are hereby repealed to the extent they are in conflict. Any remaining portions of said ordinances shall remain in full force and effect.

SECTION 13: Effective Date. This Ordinance shall become effective from and after its adoption.

*[The remainder of this page intentionally left blank.]*

**DULY PASSED AND APPROVED BY THE CITY COUNCIL OF THE CITY OF FRISCO, TEXAS on this 10th day of May, 2021.**




**ATTESTED TO AND  
CORRECTLY RECORDED BY:**

  
Kristi Morrow, City Secretary

  
Jeff Cheney, Mayor

**APPROVED AS TO FORM:**

  
Abernathy Roeder Boyd & Hullett P.C.  
Ryan D. Pittman, City Attorneys

**Exhibit A**  
**Collin County Certified Election Results**



**STATE OF TEXAS**

**§**

**CANVASS OF THE  
CITY OF FRISCO  
GENERAL ELECTION**

**COUNTY OF COLLIN**

**§**

**MAY 1, 2021**

I, Bruce Sherbet, the undersigned Elections Administrator of Collin County, do hereby certify that I have made an actual check and comparison of all the ballots tabulated as voted with the Return Sheets, and the unused ballots as recorded on the Register of Official Ballots. I, therefore, make the following report of my findings from the May 1, 2021 City of Frisco General Election that was held in Collin County, Texas.

I hereby certify the results to be a full, true and correct tabulation, audit and count of the votes cast in the said election.

WITNESS, my hand on this the 7th day of May 2021.



Bruce Sherbet  
Elections Administrator  
Collin County



Summary Results Report  
General and Special Election  
May 1, 2021

Final Results  
Combined Accumulated Totals  
Collin County

**Statistics**

	TOTAL	Election Day	Early Voting	Ballot By Mail	Provision al Ballots	Limited Ballots
Registered Voters - Total	641,789					
Ballots Cast - Total	94,503	30,610	61,136	2,706	50	1
Voter Turnout - Total	14.72%					

Summary Results Report  
General and Special Election  
May 1, 2021

Final Results  
Combined Accumulated Totals  
Collin County

**City Council, Place 1 Frisco**

Vote For 1

	TOTAL	VOTE %		Election Day	Early Voting	Ballot By Mail	Provision al Ballots	Limited Ballots
John Keating	3,356	72.96%	<div><div></div></div>	1,401	1,910	44	1	0
JP Schade	1,244	27.04%	<div><div></div></div>	496	716	31	1	0
Total Votes Cast	4,600	100.00%	<div><div></div></div>	1,897	2,626	75	2	0
Overvotes	0			0	0	0	0	0
Undervotes	506			188	310	6	2	0
Contest Totals	5,106			2,085	2,936	81	4	0

**City Council, Place 3 Frisco**

Vote For 1

	TOTAL	VOTE %		Election Day	Early Voting	Ballot By Mail	Provision al Ballots	Limited Ballots
Sai Krishna	670	13.41%	<div><div></div></div>	312	348	9	1	0
Angelia Pelham	1,516	30.34%	<div><div></div></div>	578	921	17	0	0
Jennifer White	1,597	31.96%	<div><div></div></div>	687	897	12	1	0
Karen Cunningham	1,214	24.29%	<div><div></div></div>	473	699	42	0	0
Total Votes Cast	4,997	100.00%	<div><div></div></div>	2,050	2,865	80	2	0
Overvotes	0			0	0	0	0	0
Undervotes	109			35	71	1	2	0
Contest Totals	5,106			2,085	2,936	81	4	0

## 030

### City Council, Place 1 Frisco

Vote For 1

	TOTAL	VOTE %		Election Day	Early Voting	Ballot By Mail	Provisional Ballots	Limited Ballots
John Keating	280	74.07%	<div><div></div></div>	128	150	2	0	0
JP Schade	98	25.93%	<div><div></div></div>	38	58	2	0	0
Total Votes Cast	378	100.00%	<div><div></div></div>	166	208	4	0	0
Overvotes	0			0	0	0	0	0
Undervotes	20			10	9	1	0	0
Contest Totals	398			176	217	5	0	0

### City Council, Place 3 Frisco

Vote For 1

	TOTAL	VOTE %		Election Day	Early Voting	Ballot By Mail	Provisional Ballots	Limited Ballots
Sai Krishna	18	4.59%	<div><div></div></div>	11	7	0	0	0
Angelia Pelham	124	31.63%	<div><div></div></div>	43	77	4	0	0
Jennifer White	129	32.91%	<div><div></div></div>	61	68	0	0	0
Karen Cunningham	121	30.87%	<div><div></div></div>	57	63	1	0	0
Total Votes Cast	392	100.00%	<div><div></div></div>	172	215	5	0	0
Overvotes	0			0	0	0	0	0
Undervotes	6			4	2	0	0	0
Contest Totals	398			176	217	5	0	0



087

**City Council, Place 1 Frisco**

Vote For 1

	TOTAL	VOTE %		Election Day	Early Voting	Ballot By Mail	Provision al Ballots	Limited Ballots
John Keating	343	72.21%	<div><div></div></div>	156	185	2	0	0
JP Schade	132	27.79%	<div><div></div></div>	73	58	1	0	0
Total Votes Cast	475	100.00%	<div><div></div></div>	229	243	3	0	0
Overvotes	0			0	0	0	0	0
Undervotes	56			32	24	0	0	0
Contest Totals	531			261	267	3	0	0

**City Council, Place 3 Frisco**

Vote For 1

	TOTAL	VOTE %		Election Day	Early Voting	Ballot By Mail	Provision al Ballots	Limited Ballots
Sai Krishna	120	23.12%	<div><div></div></div>	71	48	1	0	0
Angelia Pelham	167	32.18%	<div><div></div></div>	73	92	2	0	0
Jennifer White	110	21.19%	<div><div></div></div>	52	58	0	0	0
Karen Cunningham	122	23.51%	<div><div></div></div>	60	62	0	0	0
Total Votes Cast	519	100.00%	<div><div></div></div>	256	260	3	0	0
Overvotes	0			0	0	0	0	0
Undervotes	12			5	7	0	0	0
Contest Totals	531			261	267	3	0	0

## 092

### City Council, Place 1 Frisco

Vote For 1

	TOTAL	VOTE %		Election Day	Early Voting	Ballot By Mail	Provisional Ballots	Limited Ballots
John Keating	142	69.61%	<div><div></div></div>	67	69	5	1	0
JP Schade	62	30.39%	<div><div></div></div>	27	33	2	0	0
Total Votes Cast	204	100.00%	<div><div></div></div>	94	102	7	1	0
Overvotes	0			0	0	0	0	0
Undervotes	25			9	15	1	0	0
Contest Totals	229			103	117	8	1	0

### City Council, Place 3 Frisco

Vote For 1

	TOTAL	VOTE %		Election Day	Early Voting	Ballot By Mail	Provisional Ballots	Limited Ballots
Sai Krishna	16	7.17%	<div><div></div></div>	4	12	0	0	0
Angelia Pelham	71	31.84%	<div><div></div></div>	36	35	0	0	0
Jennifer White	75	33.63%	<div><div></div></div>	33	40	1	1	0
Karen Cunningham	61	27.35%	<div><div></div></div>	29	26	6	0	0
Total Votes Cast	223	100.00%	<div><div></div></div>	102	113	7	1	0
Overvotes	0			0	0	0	0	0
Undervotes	6			1	4	1	0	0
Contest Totals	229			103	117	8	1	0

101

**City Council, Place 1 Frisco**

Vote For 1

	TOTAL	VOTE %		Election Day	Early Voting	Ballot By Mail	Provision al Ballots	Limited Ballots
John Keating	187	74.21%	<div><div></div></div>	75	109	3	0	0
JP Schade	65	25.79%	<div><div></div></div>	23	41	1	0	0
Total Votes Cast	252	100.00%	<div><div></div></div>	98	150	4	0	0
Overvotes	0			0	0	0	0	0
Undervotes	21			7	14	0	0	0
Contest Totals	273			105	164	4	0	0

**City Council, Place 3 Frisco**

Vote For 1




	TOTAL	VOTE %		Election Day	Early Voting	Ballot By Mail	Provision al Ballots	Limited Ballots
Sai Krishna	18	6.72%	<div><div></div></div>	10	8	0	0	0
Angelia Pelham	62	23.13%	<div><div></div></div>	18	44	0	0	0
Jennifer White	100	37.31%	<div><div></div></div>	36	62	2	0	0
Karen Cunningham	88	32.84%	<div><div></div></div>	38	48	2	0	0
Total Votes Cast	268	100.00%	<div><div></div></div>	102	162	4	0	0
Overvotes	0			0	0	0	0	0
Undervotes	5			3	2	0	0	0
Contest Totals	273			105	164	4	0	0



111






**City Council, Place 1 Frisco**

Vote For 1

	TOTAL	VOTE %	Election Day	Early Voting	Ballot By Mail	Provisional Ballots	Limited Ballots
John Keating	298	82.78% 	106	190	2	0	0
JP Schade	62	17.22% 	24	37	1	0	0
Total Votes Cast	360	100.00% 	130	227	3	0	0
Overvotes	0		0	0	0	0	0
Undervotes	28		11	17	0	0	0
Contest Totals	388		141	244	3	0	0

**City Council, Place 3 Frisco**

Vote For 1

	TOTAL	VOTE %	Election Day	Early Voting	Ballot By Mail	Provisional Ballots	Limited Ballots
Sai Krishna	21	5.54% 	13	8	0	0	0
Angelia Pelham	131	34.56% 	41	89	1	0	0
Jennifer White	131	34.56% 	47	84	0	0	0
Karen Cunningham	96	25.33% 	34	60	2	0	0
Total Votes Cast	379	100.00% 	135	241	3	0	0
Overvotes	0		0	0	0	0	0
Undervotes	9		6	3	0	0	0
Contest Totals	388		141	244	3	0	0

117

**City Council, Place 1 Frisco**

Vote For 1

	TOTAL	VOTE %		Election Day	Early Voting	Ballot By Mail	Provision al Ballots	Limited Ballots
John Keating	221	72.94%	<div><div></div></div>	97	121	3	0	0
JP Schade	82	27.06%	<div><div></div></div>	29	51	2	0	0
Total Votes Cast	303	100.00%	<div><div></div></div>	126	172	5	0	0
Overvotes	0			0	0	0	0	0
Undervotes	42			21	21	0	0	0
Contest Totals	345			147	193	5	0	0

**City Council, Place 3 Frisco**

Vote For 1

	TOTAL	VOTE %		Election Day	Early Voting	Ballot By Mail	Provision al Ballots	Limited Ballots
Sai Krishna	30	9.17%	<div><div></div></div>	14	14	2	0	0
Angelia Pelham	92	28.13%	<div><div></div></div>	36	56	0	0	0
Jennifer White	104	31.80%	<div><div></div></div>	51	53	0	0	0
Karen Cunningham	101	30.89%	<div><div></div></div>	41	57	3	0	0
Total Votes Cast	327	100.00%	<div><div></div></div>	142	180	5	0	0
Overvotes	0			0	0	0	0	0
Undervotes	18			5	13	0	0	0
Contest Totals	345			147	193	5	0	0

118

**City Council, Place 1 Frisco**

Vote For 1

	TOTAL	VOTE %		Election Day	Early Voting	Ballot By Mail	Provision al Ballots	Limited Ballots
John Keating	212	73.87%	<div><div></div></div>	78	133	1	0	0
JP Schade	75	26.13%	<div><div></div></div>	29	43	2	1	0
Total Votes Cast	287	100.00%	<div><div></div></div>	107	176	3	1	0
Overvotes	0			0	0	0	0	0
Undervotes	32			8	24	0	0	0
Contest Totals	319			115	200	3	1	0

**City Council, Place 3 Frisco**

Vote For 1

	TOTAL	VOTE %		Election Day	Early Voting	Ballot By Mail	Provision al Ballots	Limited Ballots
Sai Krishna	14	4.46%	<div><div></div></div>	8	5	0	1	0
Angelia Pelham	77	24.52%	<div><div></div></div>	16	60	1	0	0
Jennifer White	123	39.17%	<div><div></div></div>	49	74	0	0	0
Karen Cunningham	100	31.85%	<div><div></div></div>	40	58	2	0	0
Total Votes Cast	314	100.00%	<div><div></div></div>	113	197	3	1	0
Overvotes	0			0	0	0	0	0
Undervotes	5			2	3	0	0	0
Contest Totals	319			115	200	3	1	0



127

**City Council, Place 1 Frisco**

Vote For 1

	TOTAL	VOTE %		Election Day	Early Voting	Ballot By Mail	Provision al Ballots	Limited Ballots
John Keating	131	62.68%	<div><div></div></div>	48	77	6	0	0
JP Schade	78	37.32%	<div><div></div></div>	24	47	7	0	0
Total Votes Cast	209	100.00%	<div><div></div></div>	72	124	13	0	0
Overvotes	0			0	0	0	0	0
Undervotes	20			6	13	1	0	0
Contest Totals	229			78	137	14	0	0

**City Council, Place 3 Frisco**




Vote For 1

	TOTAL	VOTE %		Election Day	Early Voting	Ballot By Mail	Provision al Ballots	Limited Ballots
Sai Krishna	27	12.00%	<div><div></div></div>	10	15	2	0	0
Angelia Pelham	56	24.89%	<div><div></div></div>	26	28	2	0	0
Jennifer White	81	36.00%	<div><div></div></div>	32	48	1	0	0
Karen Cunningham	61	27.11%	<div><div></div></div>	9	43	9	0	0
Total Votes Cast	225	100.00%	<div><div></div></div>	77	134	14	0	0
Overvotes	0			0	0	0	0	0
Undervotes	4			1	3	0	0	0
Contest Totals	229			78	137	14	0	0

134






**City Council, Place 1 Frisco**

Vote For 1

	TOTAL	VOTE %	Election Day	Early Voting	Ballot By Mail	Provisional Ballots	Limited Ballots
John Keating	262	68.59% 	108	153	1	0	0
JP Schade	120	31.41% 	41	75	4	0	0
Total Votes Cast	382	100.00% 	149	228	5	0	0
Overvotes	0		0	0	0	0	0
Undervotes	47		14	33	0	0	0
Contest Totals	429		163	261	5	0	0

**City Council, Place 3 Frisco**

Vote For 1

	TOTAL	VOTE %	Election Day	Early Voting	Ballot By Mail	Provisional Ballots	Limited Ballots
Sai Krishna	49	11.78% 	17	31	1	0	0
Angelia Pelham	131	31.49% 	43	87	1	0	0
Jennifer White	166	39.90% 	70	96	0	0	0
Karen Cunningham	70	16.83% 	32	35	3	0	0
Total Votes Cast	416	100.00% 	162	249	5	0	0
Overvotes	0		0	0	0	0	0
Undervotes	13		1	12	0	0	0
Contest Totals	429		163	261	5	0	0

146

**City Council, Place 1 Frisco**

Vote For 1

	TOTAL	VOTE %		Election Day	Early Voting	Ballot By Mail	Provision al Ballots	Limited Ballots
John Keating	164	63.08%	<div><div></div></div>	74	88	2	0	0
JP Schade	96	36.92%	<div><div></div></div>	42	53	1	0	0
Total Votes Cast	260	100.00%	<div><div></div></div>	116	141	3	0	0
Overvotes	0			0	0	0	0	0
Undervotes	29			8	21	0	0	0
Contest Totals	289			124	162	3	0	0

**City Council, Place 3 Frisco**

Vote For 1

	TOTAL	VOTE %		Election Day	Early Voting	Ballot By Mail	Provision al Ballots	Limited Ballots
Sai Krishna	26	9.03%	<div><div></div></div>	16	10	0	0	0
Angelia Pelham	121	42.01%	<div><div></div></div>	52	68	1	0	0
Jennifer White	78	27.08%	<div><div></div></div>	32	46	0	0	0
Karen Cunningham	63	21.88%	<div><div></div></div>	23	38	2	0	0
Total Votes Cast	288	100.00%	<div><div></div></div>	123	162	3	0	0
Overvotes	0			0	0	0	0	0
Undervotes	1			1	0	0	0	0
Contest Totals	289			124	162	3	0	0



177

**City Council, Place 1 Frisco**

Vote For 1

	TOTAL	VOTE %		Election Day	Early Voting	Ballot By Mail	Provision al Ballots	Limited Ballots
John Keating	208	73.50%	<div><div></div></div>	77	124	7	0	0
JP Schade	75	26.50%	<div><div></div></div>	30	42	3	0	0
Total Votes Cast	283	100.00%	<div><div></div></div>	107	166	10	0	0
Overvotes	0			0	0	0	0	0
Undervotes	45			22	22	1	0	0
Contest Totals	328			129	188	11	0	0

**City Council, Place 3 Frisco**

Vote For 1

	TOTAL	VOTE %		Election Day	Early Voting	Ballot By Mail	Provision al Ballots	Limited Ballots
Sai Krishna	23	7.19%	<div><div></div></div>	8	14	1	0	0
Angelia Pelham	103	32.19%	<div><div></div></div>	49	52	2	0	0
Jennifer White	141	44.06%	<div><div></div></div>	56	82	3	0	0
Karen Cunningham	53	16.56%	<div><div></div></div>	13	35	5	0	0
Total Votes Cast	320	100.00%	<div><div></div></div>	126	183	11	0	0
Overvotes	0			0	0	0	0	0
Undervotes	8			3	5	0	0	0
Contest Totals	328			129	188	11	0	0

## 212

### City Council, Place 1 Frisco

Vote For 1

	TOTAL	VOTE %		Election Day	Early Voting	Ballot By Mail	Provisional Ballots	Limited Ballots
John Keating	314	73.71%	<div><div></div></div>	131	183	0	0	0
JP Schade	112	26.29%	<div><div></div></div>	32	78	2	0	0
Total Votes Cast	426	100.00%	<div><div></div></div>	163	261	2	0	0
Overvotes	0			0	0	0	0	0
Undervotes	76			22	54	0	0	0
Contest Totals	502			185	315	2	0	0

### City Council, Place 3 Frisco

Vote For 1

	TOTAL	VOTE %		Election Day	Early Voting	Ballot By Mail	Provisional Ballots	Limited Ballots
Sai Krishna	192	38.40%	<div><div></div></div>	76	115	1	0	0
Angelia Pelham	129	25.80%	<div><div></div></div>	52	77	0	0	0
Jennifer White	107	21.40%	<div><div></div></div>	38	68	1	0	0
Karen Cunningham	72	14.40%	<div><div></div></div>	18	54	0	0	0
Total Votes Cast	500	100.00%	<div><div></div></div>	184	314	2	0	0
Overvotes	0			0	0	0	0	0
Undervotes	2			1	1	0	0	0
Contest Totals	502			185	315	2	0	0

220

**City Council, Place 1 Frisco**

Vote For 1

	TOTAL	VOTE %		Election Day	Early Voting	Ballot By Mail	Provision al Ballots	Limited Ballots
John Keating	195	74.43%	<div><div></div></div>	84	109	2	0	0
JP Schade	67	25.57%	<div><div></div></div>	31	36	0	0	0
Total Votes Cast	262	100.00%	<div><div></div></div>	115	145	2	0	0
Overvotes	0			0	0	0	0	0
Undervotes	23			8	15	0	0	0
Contest Totals	285			123	160	2	0	0

**City Council, Place 3 Frisco**

Vote For 1

	TOTAL	VOTE %		Election Day	Early Voting	Ballot By Mail	Provision al Ballots	Limited Ballots
Sai Krishna	40	14.44%	<div><div></div></div>	18	22	0	0	0
Angelia Pelham	70	25.27%	<div><div></div></div>	28	42	0	0	0
Jennifer White	89	32.13%	<div><div></div></div>	45	44	0	0	0
Karen Cunningham	78	28.16%	<div><div></div></div>	30	46	2	0	0
Total Votes Cast	277	100.00%	<div><div></div></div>	121	154	2	0	0
Overvotes	0			0	0	0	0	0
Undervotes	8			2	6	0	0	0
Contest Totals	285			123	160	2	0	0

225

**City Council, Place 1 Frisco**

Vote For 1

	TOTAL	VOTE %		Election Day	Early Voting	Ballot By Mail	Provision al Ballots	Limited Ballots
John Keating	169	78.24%	<div><div></div></div>	69	97	3	0	0
JP Schade	47	21.76%	<div><div></div></div>	18	28	1	0	0
Total Votes Cast	216	100.00%	<div><div></div></div>	87	125	4	0	0
Overvotes	0			0	0	0	0	0
Undervotes	22			4	14	2	2	0
Contest Totals	238			91	139	6	2	0

**City Council, Place 3 Frisco**

Vote For 1

	TOTAL	VOTE %		Election Day	Early Voting	Ballot By Mail	Provision al Ballots	Limited Ballots
Sai Krishna	35	14.96%	<div><div></div></div>	14	20	1	0	0
Angelia Pelham	77	32.91%	<div><div></div></div>	26	49	2	0	0
Jennifer White	69	29.49%	<div><div></div></div>	28	40	1	0	0
Karen Cunningham	53	22.65%	<div><div></div></div>	23	28	2	0	0
Total Votes Cast	234	100.00%	<div><div></div></div>	91	137	6	0	0
Overvotes	0			0	0	0	0	0
Undervotes	4			0	2	0	2	0
Contest Totals	238			91	139	6	2	0



229

**City Council, Place 1 Frisco**

Vote For 1

	TOTAL	VOTE %		Election Day	Early Voting	Ballot By Mail	Provision al Ballots	Limited Ballots
John Keating	75	73.53%	<div><div></div></div>	30	42	3	0	0
JP Schade	27	26.47%	<div><div></div></div>	10	16	1	0	0
Total Votes Cast	102	100.00%	<div><div></div></div>	40	58	4	0	0
Overvotes	0			0	0	0	0	0
Undervotes	9			2	7	0	0	0
Contest Totals	111			42	65	4	0	0

**City Council, Place 3 Frisco**

Vote For 1

	TOTAL	VOTE %		Election Day	Early Voting	Ballot By Mail	Provision al Ballots	Limited Ballots
Sai Krishna	4	3.74%	<div><div></div></div>	2	2	0	0	0
Angelia Pelham	38	35.51%	<div><div></div></div>	12	26	0	0	0
Jennifer White	25	23.36%	<div><div></div></div>	14	8	3	0	0
Karen Cunningham	40	37.38%	<div><div></div></div>	14	25	1	0	0
Total Votes Cast	107	100.00%	<div><div></div></div>	42	61	4	0	0
Overvotes	0			0	0	0	0	0
Undervotes	4			0	4	0	0	0
Contest Totals	111			42	65	4	0	0

234

**City Council, Place 1 Frisco**

Vote For 1

	TOTAL	VOTE %		Election Day	Early Voting	Ballot By Mail	Provision al Ballots	Limited Ballots
John Keating	155	77.11%	<div><div></div></div>	73	80	2	0	0
JP Schade	46	22.89%	<div><div></div></div>	25	20	1	0	0
Total Votes Cast	201	100.00%	<div><div></div></div>	98	100	3	0	0
Overvotes	0			0	0	0	0	0
Undervotes	11			4	7	0	0	0
Contest Totals	212			102	107	3	0	0

**City Council, Place 3 Frisco**

Vote For 1

	TOTAL	VOTE %		Election Day	Early Voting	Ballot By Mail	Provision al Ballots	Limited Ballots
Sai Krishna	37	17.79%	<div><div></div></div>	20	17	0	0	0
Angelia Pelham	67	32.21%	<div><div></div></div>	27	39	1	0	0
Jennifer White	69	33.17%	<div><div></div></div>	43	26	0	0	0
Karen Cunningham	35	16.83%	<div><div></div></div>	12	21	2	0	0
Total Votes Cast	208	100.00%	<div><div></div></div>	102	103	3	0	0
Overvotes	0			0	0	0	0	0
Undervotes	4			0	4	0	0	0
Contest Totals	212			102	107	3	0	0

## LB14

### City Council, Place 1 Frisco

Vote For 1

	TOTAL	VOTE %	Election Day	Early Voting	Ballot By Mail	Provision al Ballots	Limited Ballots
John Keating	0		0	0	0	0	0
JP Schade	0		0	0	0	0	0
Total Votes Cast	0		0	0	0	0	0
Overvotes	0		0	0	0	0	0
Undervotes	0		0	0	0	0	0
Contest Totals	0		0	0	0	0	0

### City Council, Place 3 Frisco

Vote For 1

	TOTAL	VOTE %	Election Day	Early Voting	Ballot By Mail	Provision al Ballots	Limited Ballots
Sai Krishna	0		0	0	0	0	0
Angelia Pelham	0		0	0	0	0	0
Jennifer White	0		0	0	0	0	0
Karen Cunningham	0		0	0	0	0	0
Total Votes Cast	0		0	0	0	0	0
Overvotes	0		0	0	0	0	0
Undervotes	0		0	0	0	0	0
Contest Totals	0		0	0	0	0	0

## LB20

### City Council, Place 1 Frisco

Vote For 1

	TOTAL	VOTE %	Election Day	Early Voting	Ballot By Mail	Provision al Ballots	Limited Ballots
John Keating	0		0	0	0	0	0
JP Schade	0		0	0	0	0	0
Total Votes Cast	0		0	0	0	0	0
Overvotes	0		0	0	0	0	0
Undervotes	0		0	0	0	0	0
Contest Totals	0		0	0	0	0	0

### City Council, Place 3 Frisco

Vote For 1

	TOTAL	VOTE %	Election Day	Early Voting	Ballot By Mail	Provision al Ballots	Limited Ballots
Sai Krishna	0		0	0	0	0	0
Angelia Pelham	0		0	0	0	0	0
Jennifer White	0		0	0	0	0	0
Karen Cunningham	0		0	0	0	0	0
Total Votes Cast	0		0	0	0	0	0
Overvotes	0		0	0	0	0	0
Undervotes	0		0	0	0	0	0
Contest Totals	0		0	0	0	0	0



**Exhibit B**  
**Denton County Certified Election Results**

## General &amp; Special Elections

5/1/2021

Page 1

Run Time 9:20 AM

Run Date 05/13/2021

## City of Frisco City Council Place 1

Precinct	John Keating	JP Schade	Cast Votes	Undervotes	Overvotes	Absentee Voting Ballots Cast	Early Voting Ballots Cast	Election Day Voting Ballots Cast	Total Ballots Cast	Registered Voters	Turnout Percentage
1029	229	67	296	23	0	5	182	132	319	3,633	8.78%
1030	349	80	429	55	0	3	331	150	484	4,354	11.12%
1031	207	50	257	18	0	8	161	106	275	2,983	9.22%
1032	394	129	523	81	0	7	365	232	604	5,352	11.29%
1033	281	117	398	49	0	3	270	174	447	5,062	8.83%
1034	278	82	360	40	0	3	230	167	400	5,058	7.91%
1035	229	45	274	17	0	7	145	139	291	3,110	9.36%
1036	867	150	1,017	71	1	131	767	191	1,089	4,905	22.20%
1040	241	60	301	28	0	4	214	111	329	2,895	11.36%
1049	34	12	46	2	0	1	25	22	48	904	5.31%
1050	175	40	215	27	0	5	133	104	242	2,726	8.88%
1051	160	69	229	42	0	1	181	89	271	2,193	12.36%
1052	194	66	260	26	0	3	173	110	286	4,024	7.11%
1055	93	35	128	15	0	1	65	77	143	1,642	8.71%
1056	58	30	88	9	0	3	37	57	97	1,811	5.36%
<b>Totals</b>	<b>3,789</b>	<b>1,032</b>	<b>4,821</b>	<b>503</b>	<b>1</b>	<b>185</b>	<b>3,279</b>	<b>1,861</b>	<b>5,325</b>	<b>50,652</b>	<b>10.51%</b>

## General &amp; Special Elections

5/1/2021

Page 2

Run Time

9:20 AM

Run Date

05/13/2021

## City of Frisco City Council Place 3

Precinct	Sai Krishna	Angelia Pelham	Jennifer White	Karen Cunningham	Cast Votes	Undervotes	Overvotes	Absentee Voting Ballots Cast	Early Voting Ballots Cast	Election Day Voting Ballots Cast	Total Ballots Cast	Registered Voters	Turnout Percentage
1029	31	85	112	87	315	4	0	5	182	132	319	3,633	8.78%
1030	17	89	233	140	479	5	0	3	331	150	484	4,354	11.12%
1031	13	74	72	112	271	4	0	8	161	106	275	2,983	9.22%
1032	60	121	280	137	598	6	0	7	365	232	604	5,352	11.29%
1033	58	137	148	102	445	2	0	3	270	174	447	5,062	8.83%
1034	56	97	134	109	396	3	1	3	230	167	400	5,058	7.91%
1035	9	98	112	70	289	2	0	7	145	139	291	3,110	9.36%
1036	48	221	563	251	1,083	5	1	131	767	191	1,089	4,905	22.20%
1040	24	76	135	90	325	4	0	4	214	111	329	2,895	11.36%
1049	4	17	14	13	48	0	0	1	25	22	48	904	5.31%
1050	23	62	109	46	240	2	0	5	133	104	242	2,726	8.88%
1051	47	61	109	52	269	2	0	1	181	89	271	2,193	12.36%
1052	31	72	85	93	281	5	0	3	173	110	286	4,024	7.11%
1055	24	44	46	27	141	2	0	1	65	77	143	1,642	8.71%
1056	13	29	37	16	95	2	0	3	37	57	97	1,811	5.36%
<b>Totals</b>	<b>458</b>	<b>1,283</b>	<b>2,189</b>	<b>1,345</b>	<b>5,275</b>	<b>48</b>	<b>2</b>	<b>185</b>	<b>3,279</b>	<b>1,861</b>	<b>5,325</b>	<b>50,652</b>	<b>10.51%</b>

**City of Frisco**

Run Time 9:20 AM  
Run Date 05/13/2021

**Denton County**

General & Special Elections

5/1/2021

Page 3

**Official Results**

**Registered Voters**

5325 of 50652 = 10.51%

**Precincts Reporting**

15 of 15 = 100.00%

\*\*\* End of report \*\*\*



**Frisco Precinct**

Run Time 8:00 AM  
Run Date 05/13/2021

**Denton County****General & Special Elections****5/1/2021**

Page 1

**Official Results**

**Registered Voters**  
5325 of 50652 = 10.51%

**Precincts Reporting**  
15 of 15 = 100.00%

**1029**

319 of 3,633 registered voters = 8.78%

**City of Frisco City Council Place 1**

Choice	Party	Absentee Voting		Early Voting		Election Day Voting		Total	
John Keating		2	40.00%	135	79.88%	92	75.41%	229	77.36%
JP Schade		3	60.00%	34	20.12%	30	24.59%	67	22.64%
Cast Votes:		5	100.00%	169	100.00%	122	100.00%	296	100.00%
Undervotes:		0		13		10		23	
Overvotes:		0		0		0		0	

**City of Frisco City Council Place 3**

Choice	Party	Absentee Voting		Early Voting		Election Day Voting		Total	
Sai Krishna		3	60.00%	10	5.59%	18	13.74%	31	9.84%
Angelia Pelham		0	0.00%	48	26.82%	37	28.24%	85	26.98%
Jennifer White		0	0.00%	66	36.87%	46	35.11%	112	35.56%
Karen Cunningham		2	40.00%	55	30.73%	30	22.90%	87	27.62%
Cast Votes:		5	100.00%	179	100.00%	131	100.00%	315	100.00%
Undervotes:		0		3		1		4	
Overvotes:		0		0		0		0	

**Frisco Precinct**

Run Time 8:00 AM  
Run Date 05/13/2021

**Denton County****General & Special Elections**

5/1/2021

Page 2

**Official Results****Registered Voters**

5325 of 50652 = 10.51%

**Precincts Reporting**

15 of 15 = 100.00%

**1030**

484 of 4,354 registered voters = 11.12%

**City of Frisco City Council Place 1**

Choice	Party	Absentee Voting		Early Voting		Election Day Voting		Total	
John Keating		3	100.00%	242	83.74%	104	75.91%	349	81.35%
JP Schade		0	0.00%	47	16.26%	33	24.09%	80	18.65%
Cast Votes:		3	100.00%	289	100.00%	137	100.00%	429	100.00%
Undervotes:		0		42		13		55	
Overvotes:		0		0		0		0	

**City of Frisco City Council Place 3**

Choice	Party	Absentee Voting		Early Voting		Election Day Voting		Total	
Sai Krishna		0	0.00%	11	3.36%	6	4.03%	17	3.55%
Angelia Pelham		1	33.33%	55	16.82%	33	22.15%	89	18.58%
Jennifer White		1	33.33%	161	49.24%	71	47.65%	233	48.64%
Karen Cunningham		1	33.33%	100	30.58%	39	26.17%	140	29.23%
Cast Votes:		3	100.00%	327	100.00%	149	100.00%	479	100.00%
Undervotes:		0		4		1		5	
Overvotes:		0		0		0		0	

**Frisco Precinct**

Run Time 8:00 AM  
Run Date 05/13/2021

**Denton County****General & Special Elections**

5/1/2021

Page 3

**Official Results****Registered Voters**

5325 of 50652 = 10.51%

**Precincts Reporting**

15 of 15 = 100.00%

**1031**

275 of 2,983 registered voters = 9.22%

**City of Frisco City Council Place 1**

Choice	Party	Absentee Voting		Early Voting		Election Day Voting		Total	
John Keating		6	75.00%	128	84.77%	73	74.49%	207	80.54%
JP Schade		2	25.00%	23	15.23%	25	25.51%	50	19.46%
Cast Votes:		8	100.00%	151	100.00%	98	100.00%	257	100.00%
Undervotes:		0		10		8		18	
Overvotes:		0		0		0		0	

**City of Frisco City Council Place 3**

Choice	Party	Absentee Voting		Early Voting		Election Day Voting		Total	
Sai Krishna		0	0.00%	4	2.52%	9	8.65%	13	4.80%
Angelia Pelham		3	37.50%	44	27.67%	27	25.96%	74	27.31%
Jennifer White		2	25.00%	46	28.93%	24	23.08%	72	26.57%
Karen Cunningham		3	37.50%	65	40.88%	44	42.31%	112	41.33%
Cast Votes:		8	100.00%	159	100.00%	104	100.00%	271	100.00%
Undervotes:		0		2		2		4	
Overvotes:		0		0		0		0	

**Frisco Precinct**

Run Time 8:00 AM  
Run Date 05/13/2021

**Denton County****General & Special Elections**

5/1/2021

Page 4

**Official Results**

**Registered Voters**  
5325 of 50652 = 10.51%

**Precincts Reporting**  
15 of 15 = 100.00%

**1032**

604 of 5,352 registered voters = 11.29%

**City of Frisco City Council Place 1**

Choice	Party	Absentee Voting		Early Voting		Election Day Voting		Total	
John Keating		5	71.43%	257	78.12%	132	70.59%	394	75.33%
JP Schade		2	28.57%	72	21.88%	55	29.41%	129	24.67%
Cast Votes:		7	100.00%	329	100.00%	187	100.00%	523	100.00%
Undervotes:		0		36		45		81	
Overvotes:		0		0		0		0	

**City of Frisco City Council Place 3**

Choice	Party	Absentee Voting		Early Voting		Election Day Voting		Total	
Sai Krishna		0	0.00%	25	6.89%	35	15.35%	60	10.03%
Angelia Pelham		5	71.43%	69	19.01%	47	20.61%	121	20.23%
Jennifer White		2	28.57%	173	47.66%	105	46.05%	280	46.82%
Karen Cunningham		0	0.00%	96	26.45%	41	17.98%	137	22.91%
Cast Votes:		7	100.00%	363	100.00%	228	100.00%	598	100.00%
Undervotes:		0		2		4		6	
Overvotes:		0		0		0		0	



# Frisco Precinct

## Denton County

# Official Results

## Registered Voters

5325 of 50652 = 10.51%

## Precincts Reporting

15 of 15 = 100.00%

## General & Special Elections

5/1/2021

Page 5

Run Time 8:00 AM

Run Date 05/13/2021

1033

447 of 5,062 registered voters = 8.83%

### City of Frisco City Council Place 1

Choice	Party	Absentee Voting		Early Voting		Election Day Voting		Total	
John Keating		1	33.33%	183	73.79%	97	65.99%	281	70.60%
JP Schade		2	66.67%	65	26.21%	50	34.01%	117	29.40%
Cast Votes:		3	100.00%	248	100.00%	147	100.00%	398	100.00%
Undervotes:		0		22		27		49	
Overvotes:		0		0		0		0	

### City of Frisco City Council Place 3

Choice	Party	Absentee Voting		Early Voting		Election Day Voting		Total	
Sai Krishna		0	0.00%	37	13.70%	21	12.21%	58	13.03%
Angelia Pelham		0	0.00%	82	30.37%	55	31.98%	137	30.79%
Jennifer White		0	0.00%	90	33.33%	58	33.72%	148	33.26%
Karen Cunningham		3	100.00%	61	22.59%	38	22.09%	102	22.92%
Cast Votes:		3	100.00%	270	100.00%	172	100.00%	445	100.00%
Undervotes:		0		0		2		2	
Overvotes:		0		0		0		0	

**Frisco Precinct**

Run Time 8:00 AM  
Run Date 05/13/2021

**Denton County****General & Special Elections**

5/1/2021

Page 6

**Official Results****Registered Voters**

5325 of 50652 = 10.51%

**Precincts Reporting**

15 of 15 = 100.00%

**1034**

400 of 5,058 registered voters = 7.91%

**City of Frisco City Council Place 1**

Choice	Party	Absentee Voting		Early Voting		Election Day Voting		Total	
John Keating		2	66.67%	168	81.16%	108	72.00%	278	77.22%
JP Schade		1	33.33%	39	18.84%	42	28.00%	82	22.78%
Cast Votes:		3	100.00%	207	100.00%	150	100.00%	360	100.00%
Undervotes:		0		23		17		40	
Overvotes:		0		0		0		0	

**City of Frisco City Council Place 3**

Choice	Party	Absentee Voting		Early Voting		Election Day Voting		Total	
Sai Krishna		0	0.00%	33	14.47%	23	13.94%	56	14.14%
Angelia Pelham		3	100.00%	51	22.37%	43	26.06%	97	24.49%
Jennifer White		0	0.00%	74	32.46%	60	36.36%	134	33.84%
Karen Cunningham		0	0.00%	70	30.70%	39	23.64%	109	27.53%
Cast Votes:		3	100.00%	228	100.00%	165	100.00%	396	100.00%
Undervotes:		0		2		1		3	
Overvotes:		0		0		1		1	

**Frisco Precinct**

Run Time 8:00 AM  
Run Date 05/13/2021

**Denton County****General & Special Elections**

5/1/2021

Page 7

**Official Results****Registered Voters**

5325 of 50652 = 10.51%

**Precincts Reporting**

15 of 15 = 100.00%

**1035**

291 of 3,110 registered voters = 9.36%

**City of Frisco City Council Place 1**

Choice	Party	Absentee Voting		Early Voting		Election Day Voting		Total	
John Keating		7	100.00%	109	83.21%	113	83.09%	229	83.58%
JP Schade		0	0.00%	22	16.79%	23	16.91%	45	16.42%
Cast Votes:		7	100.00%	131	100.00%	136	100.00%	274	100.00%
Undervotes:		0		14		3		17	
Overvotes:		0		0		0		0	

**City of Frisco City Council Place 3**

Choice	Party	Absentee Voting		Early Voting		Election Day Voting		Total	
Sai Krishna		0	0.00%	1	0.69%	8	5.84%	9	3.11%
Angelia Pelham		4	57.14%	51	35.17%	43	31.39%	98	33.91%
Jennifer White		3	42.86%	52	35.86%	57	41.61%	112	38.75%
Karen Cunningham		0	0.00%	41	28.28%	29	21.17%	70	24.22%
Cast Votes:		7	100.00%	145	100.00%	137	100.00%	289	100.00%
Undervotes:		0		0		2		2	
Overvotes:		0		0		0		0	

**Frisco Precinct**

Run Time 8:00 AM  
Run Date 05/13/2021

**Denton County****General & Special Elections**

5/1/2021

Page 8

**Official Results****Registered Voters**

5325 of 50652 = 10.51%

**Precincts Reporting**

15 of 15 = 100.00%

**1036**

1,089 of 4,905 registered voters = 22.20%

**City of Frisco City Council Place 1**

Choice	Party	Absentee Voting		Early Voting		Election Day Voting		Total	
John Keating		81	63.28%	637	88.11%	149	89.76%	867	85.25%
JP Schade		47	36.72%	86	11.89%	17	10.24%	150	14.75%
Cast Votes:		128	100.00%	723	100.00%	166	100.00%	1,017	100.00%
Undervotes:		2		44		25		71	
Overvotes:		1		0		0		1	

**City of Frisco City Council Place 3**

Choice	Party	Absentee Voting		Early Voting		Election Day Voting		Total	
Sai Krishna		19	14.62%	18	2.36%	11	5.79%	48	4.43%
Angelia Pelham		32	24.62%	155	20.31%	34	17.89%	221	20.41%
Jennifer White		28	21.54%	428	56.09%	107	56.32%	563	51.99%
Karen Cunningham		51	39.23%	162	21.23%	38	20.00%	251	23.18%
Cast Votes:		130	100.00%	763	100.00%	190	100.00%	1,083	100.00%
Undervotes:		1		3		1		5	
Overvotes:		0		1		0		1	

**Frisco Precinct**

Run Time 8:00 AM  
Run Date 05/13/2021

**Denton County****General & Special Elections**

5/1/2021

Page 9

**Official Results**

**Registered Voters**  
5325 of 50652 = 10.51%

**Precincts Reporting**  
15 of 15 = 100.00%

**1040**

329 of 2,895 registered voters = 11.36%

**City of Frisco City Council Place 1**

Choice	Party	Absentee Voting		Early Voting		Election Day Voting		Total	
John Keating		2	50.00%	155	82.01%	84	77.78%	241	80.07%
JP Schade		2	50.00%	34	17.99%	24	22.22%	60	19.93%
Cast Votes:		4	100.00%	189	100.00%	108	100.00%	301	100.00%
Undervotes:		0		25		3		28	
Overvotes:		0		0		0		0	

**City of Frisco City Council Place 3**

Choice	Party	Absentee Voting		Early Voting		Election Day Voting		Total	
Sai Krishna		0	0.00%	17	8.10%	7	6.31%	24	7.38%
Angelia Pelham		3	75.00%	40	19.05%	33	29.73%	76	23.38%
Jennifer White		1	25.00%	91	43.33%	43	38.74%	135	41.54%
Karen Cunningham		0	0.00%	62	29.52%	28	25.23%	90	27.69%
Cast Votes:		4	100.00%	210	100.00%	111	100.00%	325	100.00%
Undervotes:		0		4		0		4	
Overvotes:		0		0		0		0	



**Frisco Precinct****Denton County****Official Results****Registered Voters**

5325 of 50652 = 10.51%

**Precincts Reporting**

15 of 15 = 100.00%

Run Time 8:00 AM

Run Date 05/13/2021

**General & Special Elections**

5/1/2021

Page 10

**1049**

48 of 904 registered voters = 5.31%

**City of Frisco City Council Place 1**

Choice	Party	Absentee Voting		Early Voting		Election Day Voting		Total	
John Keating		0	0.00%	21	87.50%	13	61.90%	34	73.91%
JP Schade		1	100.00%	3	12.50%	8	38.10%	12	26.09%
Cast Votes:		1	100.00%	24	100.00%	21	100.00%	46	100.00%
Undervotes:		0		1		1		2	
Overvotes:		0		0		0		0	

**City of Frisco City Council Place 3**

Choice	Party	Absentee Voting		Early Voting		Election Day Voting		Total	
Sai Krishna		0	0.00%	1	4.00%	3	13.64%	4	8.33%
Angelia Pelham		0	0.00%	10	40.00%	7	31.82%	17	35.42%
Jennifer White		1	100.00%	7	28.00%	6	27.27%	14	29.17%
Karen Cunningham		0	0.00%	7	28.00%	6	27.27%	13	27.08%
Cast Votes:		1	100.00%	25	100.00%	22	100.00%	48	100.00%
Undervotes:		0		0		0		0	
Overvotes:		0		0		0		0	

# Frisco Precinct

## Denton County

# Official Results

## Registered Voters

5325 of 50652 = 10.51%

## Precincts Reporting

15 of 15 = 100.00%

## General & Special Elections

5/1/2021

Page 11

Run Time 8:00 AM

Run Date 05/13/2021

1050

242 of 2,726 registered voters = 8.88%

### City of Frisco City Council Place 1

Choice	Party	Absentee Voting		Early Voting		Election Day Voting		Total	
John Keating		5	100.00%	100	83.33%	70	77.78%	175	81.40%
JP Schade		0	0.00%	20	16.67%	20	22.22%	40	18.60%
Cast Votes:		5	100.00%	120	100.00%	90	100.00%	215	100.00%
Undervotes:		0		13		14		27	
Overvotes:		0		0		0		0	

### City of Frisco City Council Place 3

Choice	Party	Absentee Voting		Early Voting		Election Day Voting		Total	
Sai Krishna		0	0.00%	10	7.58%	13	12.62%	23	9.58%
Angelia Pelham		0	0.00%	37	28.03%	25	24.27%	62	25.83%
Jennifer White		2	40.00%	63	47.73%	44	42.72%	109	45.42%
Karen Cunningham		3	60.00%	22	16.67%	21	20.39%	46	19.17%
Cast Votes:		5	100.00%	132	100.00%	103	100.00%	240	100.00%
Undervotes:		0		1		1		2	
Overvotes:		0		0		0		0	

**Frisco Precinct****Denton County****Official Results****Registered Voters**

5325 of 50652 = 10.51%

**Precincts Reporting**

15 of 15 = 100.00%

Run Time 8:00 AM

Run Date 05/13/2021

**General & Special Elections**

5/1/2021

Page 12

**1051**

271 of 2,193 registered voters = 12.36%

**City of Frisco City Council Place 1**

Choice	Party	Absentee Voting		Early Voting		Election Day Voting		Total	
John Keating		1	100.00%	111	74.00%	48	61.54%	160	69.87%
JP Schade		0	0.00%	39	26.00%	30	38.46%	69	30.13%
Cast Votes:		1	100.00%	150	100.00%	78	100.00%	229	100.00%
Undervotes:		0		31		11		42	
Overvotes:		0		0		0		0	

**City of Frisco City Council Place 3**

Choice	Party	Absentee Voting		Early Voting		Election Day Voting		Total	
Sai Krishna		0	0.00%	29	16.20%	18	20.22%	47	17.47%
Angelia Pelham		0	0.00%	41	22.91%	20	22.47%	61	22.68%
Jennifer White		1	100.00%	73	40.78%	35	39.33%	109	40.52%
Karen Cunningham		0	0.00%	36	20.11%	16	17.98%	52	19.33%
Cast Votes:		1	100.00%	179	100.00%	89	100.00%	269	100.00%
Undervotes:		0		2		0		2	
Overvotes:		0		0		0		0	

# Frisco Precinct

## Denton County

# Official Results

## Registered Voters

5325 of 50652 = 10.51%

## Precincts Reporting

15 of 15 = 100.00%

## General & Special Elections

5/1/2021

Page 13

Run Time 8:00 AM

Run Date 05/13/2021

1052

286 of 4,024 registered voters = 7.11%

### City of Frisco City Council Place 1

Choice	Party	Absentee Voting		Early Voting		Election Day Voting		Total	
John Keating		2	66.67%	119	74.84%	73	74.49%	194	74.62%
JP Schade		1	33.33%	40	25.16%	25	25.51%	66	25.38%
Cast Votes:		3	100.00%	159	100.00%	98	100.00%	260	100.00%
Undervotes:		0		14		12		26	
Overvotes:		0		0		0		0	

### City of Frisco City Council Place 3

Choice	Party	Absentee Voting		Early Voting		Election Day Voting		Total	
Sai Krishna		0	0.00%	13	7.60%	18	16.82%	31	11.03%
Angelia Pelham		3	100.00%	53	30.99%	16	14.95%	72	25.62%
Jennifer White		0	0.00%	44	25.73%	41	38.32%	85	30.25%
Karen Cunningham		0	0.00%	61	35.67%	32	29.91%	93	33.10%
Cast Votes:		3	100.00%	171	100.00%	107	100.00%	281	100.00%
Undervotes:		0		2		3		5	
Overvotes:		0		0		0		0	

# Frisco Precinct

## Denton County

# Official Results

## Registered Voters

5325 of 50652 = 10.51%

## Precincts Reporting

15 of 15 = 100.00%

## General & Special Elections

5/1/2021

Page 14

Run Time 8:00 AM

Run Date 05/13/2021

1055

143 of 1,642 registered voters = 8.71%

### City of Frisco City Council Place 1

Choice	Party	Absentee Voting		Early Voting		Election Day Voting		Total	
John Keating		1	100.00%	41	70.69%	51	73.91%	93	72.66%
JP Schade		0	0.00%	17	29.31%	18	26.09%	35	27.34%
Cast Votes:		1	100.00%	58	100.00%	69	100.00%	128	100.00%
Undervotes:		0		7		8		15	
Overvotes:		0		0		0		0	

### City of Frisco City Council Place 3

Choice	Party	Absentee Voting		Early Voting		Election Day Voting		Total	
Sai Krishna		0	0.00%	12	18.75%	12	15.79%	24	17.02%
Angelia Pelham		0	0.00%	24	37.50%	20	26.32%	44	31.21%
Jennifer White		1	100.00%	15	23.44%	30	39.47%	46	32.62%
Karen Cunningham		0	0.00%	13	20.31%	14	18.42%	27	19.15%
Cast Votes:		1	100.00%	64	100.00%	76	100.00%	141	100.00%
Undervotes:		0		1		1		2	
Overvotes:		0		0		0		0	

**Frisco Precinct**

Run Time 8:00 AM  
Run Date 05/13/2021

**Denton County****General & Special Elections**

5/1/2021

Page 15

**Official Results****Registered Voters**

5325 of 50652 = 10.51%

**Precincts Reporting**

15 of 15 = 100.00%

**1056**

97 of 1,811 registered voters = 5.36%

**City of Frisco City Council Place 1**

Choice	Party	Absentee Voting		Early Voting		Election Day Voting		Total	
John Keating		0	0.00%	28	75.68%	30	61.22%	58	65.91%
JP Schade		2	100.00%	9	24.32%	19	38.78%	30	34.09%
Cast Votes:		2	100.00%	37	100.00%	49	100.00%	88	100.00%
Undervotes:		1		0		8		9	
Overvotes:		0		0		0		0	

**City of Frisco City Council Place 3**

Choice	Party	Absentee Voting		Early Voting		Election Day Voting		Total	
Sai Krishna		0	0.00%	2	5.41%	11	20.00%	13	13.68%
Angelia Pelham		3	100.00%	7	18.92%	19	34.55%	29	30.53%
Jennifer White		0	0.00%	20	54.05%	17	30.91%	37	38.95%
Karen Cunningham		0	0.00%	8	21.62%	8	14.55%	16	16.84%
Cast Votes:		3	100.00%	37	100.00%	55	100.00%	95	100.00%
Undervotes:		0		0		2		2	
Overvotes:		0		0		0		0	

\*\*\* End of report \*\*\*



**Frisco Cumulative**

Run Time 7:59 AM  
Run Date 05/13/2021

**Denton County****General & Special Elections**

5/1/2021

Page 1

**Official Results**

**Registered Voters**  
5325 of 50652 = 10.51%

**Precincts Reporting**  
15 of 15 = 100.00%

**City of Frisco City Council Place 1**

Choice	Party	Absentee Voting		Early Voting		Election Day Voting		Total	
John Keating		118	65.19%	2,434	81.57%	1,237	74.70%	3,789	78.59%
JP Schade		63	34.81%	550	18.43%	419	25.30%	1,032	21.41%
Cast Votes:		181	100.00%	2,984	100.00%	1,656	100.00%	4,821	100.00%
Undervotes:		3		295		205		503	
Overvotes:		1		0		0		1	

**City of Frisco City Council Place 3**

Choice	Party	Absentee Voting		Early Voting		Election Day Voting		Total	
Sai Krishna		22	11.96%	223	6.86%	213	11.58%	458	8.68%
Angelia Pelham		57	30.98%	767	23.59%	459	24.96%	1,283	24.32%
Jennifer White		42	22.83%	1,403	43.14%	744	40.46%	2,189	41.50%
Karen Cunningham		63	34.24%	859	26.41%	423	23.00%	1,345	25.50%
Cast Votes:		184	100.00%	3,252	100.00%	1,839	100.00%	5,275	100.00%
Undervotes:		1		26		21		48	
Overvotes:		0		1		1		2	

\*\*\* End of report \*\*\*