

AN ORDINANCE OF THE CITY COUNCIL OF THE CITY OF FRISCO, TEXAS, CANVASSING THE ELECTION RETURNS OF THE DECEMBER 8, 2020 RUNOFF ELECTION FOR THE PURPOSE OF ELECTING ONE MEMBER OF THE FRISCO CITY COUNCIL (PLACE NO. 5) TO FILL AN EXPIRING TERM; DECLARING THE RESULTS OF THE RUNOFF ELECTION; PROVIDING SAVINGS, REPEALING, AND SEVERABILITY CLAUSES AND AN EFFECTIVE DATE.

WHEREAS, the City Council of the City of Frisco, Texas ("City Council") duly authorized a Runoff Election to be held within the City of Frisco, Texas ("City") on December 8, 2020 ("Runoff Election") for the purpose of electing one member of the Frisco City Council (Place No. 5), with such term being for a period of three years; and

WHEREAS, the Runoff Election was administered by the Collin County Elections Administrator and the Denton County Elections Administrator; and

WHEREAS, the Collin County Elections Administrator and the Denton County Elections Administrator have made the return of the Runoff Election results and delivered them to the City Council in the time and manner required by law; and

WHEREAS, the Collin County returns lawfully submitted to the City Council and filed with the City Secretary are set forth in Exhibit A and incorporated herein for all purposes; and

WHEREAS, the Denton County returns lawfully submitted to the City Council and filed with the City Secretary are set forth in Exhibit B and incorporated herein for all purposes; and

WHEREAS, the City Council finds that the Runoff Election was duly called; that notice of the Runoff Election was given in accordance with the law and City Charter; that the Runoff Election was held in accordance with the law and City Charter; that the Runoff Election returns were duly and legally made and delivered; and that there were cast at the Runoff Election valid and legal votes; and

WHEREAS, the City Council finds and declares that the meeting at which this Ordinance is considered is open to the public as required by law, and that the public notice of the time, place and purpose of the meeting was given as required by Chapter 551 of the Texas Government Code, as amended; and

WHEREAS, the City Council, having canvassed the combined early voting and election day accumulated totals for the Runoff Election, finds that the votes cast result in the following:

[The remainder of this page intentionally left blank.]

CITY COUNCIL, PLACE 5

	<u>Votes</u>	<u>Percentage (%)</u>
LAURA RUMMEL	3,124	47.39%
DAN STRICKLIN	3,468	52.61%

NOW, THEREFORE, BE IT ORDAINED BY THE CITY COUNCIL OF THE CITY OF FRISCO, TEXAS:

SECTION 1: Findings Incorporated. The findings set forth above are incorporated into the body of this Ordinance as if fully set forth herein.

SECTION 2: Election Results. The returns of the Runoff Election as set forth herein are declared to be official. Accordingly, Dan Stricklin is hereby declared elected to City Council Place No. 5.

SECTION 3: Approval of Elections Results. The City Council hereby approves and accepts the results of the Runoff Election as set forth in the returns attached hereto as Exhibit A and Exhibit B, as determined by the majority vote of the qualified voters of the City.

SECTION 4: Severability. Should any section, subsection, sentence, clause or phrase of this Ordinance be declared unconstitutional and/or invalid by a court of competent jurisdiction, it is expressly provided that any and all remaining portions of this Ordinance shall remain in full force and effect. The City Council hereby declares that it would have passed this Ordinance, and each section, subsection, clause or phrase thereof, regardless of whether any one or more sections, subsections, sentences, clauses or phrases is declared unconstitutional and/or invalid.


SECTION 5: Savings/Repealing. All provisions of any ordinance in conflict with this Ordinance are hereby repealed to the extent they are in conflict. Any remaining portions of said ordinances shall remain in full force and effect.

SECTION 6: Effective Date. This Ordinance shall become effective from and after its adoption.

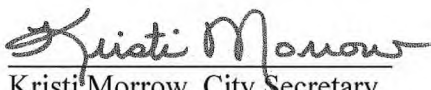
[The remainder of this page intentionally left blank.]

DULY PASSED AND APPROVED BY THE CITY COUNCIL OF THE CITY OF FRISCO, TEXAS on this 17th day of December 2020.





Jeff Cheney, Mayor

**ATTESTED TO AND
CORRECTLY RECORDED BY:**


Kristi Morrow, City Secretary

APPROVED AS TO FORM:


Abernathy Roeder Boyd & Hullett P.C.
Ryan D. Pittman, City Attorneys



OFFICIAL ELECTION TABULATION / TABULACIÓN OFICIAL

DECEMBER 8, 2020 RUNOFF ELECTION

8 DE DICIEMBRE DE 2020 ELECCIÓN DECISIVA DE GENERAL

REPORTING IS FINAL / INFORME ES FINAL

<u>CITY COUNCIL PLACE 5 /</u> <u>CONCEJO DE LA CIUDAD LUGAR 5</u>	EARLY VOTES VOTOS TEMPRANOS	ELECTION DAY DÍA de ELECCIONES	BALLOTS BY MAIL VOTACION por CORREO	TOTAL SUMA	%
Laura Rummel	1,341	752	1,031	3,124	47.39%
Dan Stricklin	1,713	962	793	3,468	52.61%
TOTAL VOTES - SUMA	3,054	1,714	1,824	6,592	100.00%

Total Registered Voters	119,418
Collin County	68,177
Denton County	51,241

Total Ballots Cast (Includes Over/Under Votes)	6603
Collin County	2619
Denton County	3984

Voter Turnout	5.53%
Collin County	3.84%
Denton County	7.78%

Final Canvass: 12/15/2020

Exhibit A
Collin County Certified Election Results

STATE OF TEXAS

§

**CANVASS OF THE
CITY OF FRISCO
GENERAL RUNOFF
ELECTION**

COUNTY OF COLLIN

§

DECEMBER 8, 2020

I, Bruce Sherbet, the undersigned Elections Administrator of Collin County, do hereby certify that I have made an actual check and comparison of all the ballots tabulated as voted with the Return Sheets, and the unused ballots as recorded on the Register of Official Ballots. I, therefore, make the following report of my findings from the December 8, 2020, City of Frisco General Runoff Election that was held in Collin County, Texas.

I hereby certify the results to be a full, true and correct tabulation, audit and count of the votes cast in the said election.

WITNESS, my hand on this the 14th day of December 2020.



Bruce Sherbet
Elections Administrator
Collin County

Summary Results Report
General and Special Runoff Election
December 8, 2020

Combined Accumulated Totals
Final Results
Collin County




Statistics

	TOTAL	Election Day	Early Voting	Mail
Registered Voters - Total	96,692			
Ballots Cast - Total	4,736	1,504	2,383	851

Summary Results Report
General and Special Runoff Election
December 8, 2020

Combined Accumulated Totals
Final Results
Collin County

City Council, Place 5 Frisco
Vote For 1

	TOTAL	VOTE %		Election Day	Early Voting	Mail
Laura Rummel	1,256	48.12%		364	533	359
Dan Stricklin	1,354	51.88%		436	664	254
Total Votes Cast	2,610	100.00%		800	1,197	613
Overvotes	0			0	0	0
Undervotes	9			1	1	7
Contest Totals	2,619			801	1,198	620

Summary Results Report
General and Special Runoff Election
December 8, 2020

SOVC
Collin County

030

City Council, Place 5 Frisco
Vote For 1




	TOTAL	VOTE %		Election Day	Early Voting	Mail
Laura Rummel	121	44.49%	<div></div>	33	62	26
Dan Stricklin	151	55.51%	<div></div>	56	74	21
Total Votes Cast	272	100.00%	<div></div>	89	136	47
Overvotes	0			0	0	0
Undervotes	0			0	0	0
Contest Totals	272			89	136	47

Summary Results Report
General and Special Runoff Election
December 8, 2020

SOVC
Collin County

087

City Council, Place 5 Frisco
Vote For 1




	TOTAL	VOTE %	Election Day	Early Voting	Mail
Laura Rummol	106	53.54% 	23	75	8
Dan Stricklin	92	46.46% 	34	49	9
Total Votes Cast	198	100.00% 	57	124	17
Overvotes	0		0	0	0
Undervotes	0		0	0	0
Contest Totals	198		57	124	17

Summary Results Report
General and Special Runoff Election
December 8, 2020

SOVC
Collin County

092

City Council, Place 5 Frisco
Vote For 1




	TOTAL	VOTE %		Election Day	Early Voting	Mail
Laura Rummel	85	58.29%		26	14	45
Dan Stricklin	66	43.71%		18	25	23
Total Votes Cast	151	100.00%		44	39	68
Overvotes	0			0	0	0
Undervotes	2			0	0	2
Contest Totals	153			44	39	70

Summary Results Report
General and Special Runoff Election
December 8, 2020

SOVC
Collin County

101

City Council, Place 5 Frisco
Vote For 1




	TOTAL	VOTE %	Election Day	Early Voting	Mail
Laura Rummel	66	40.24% 	18	30	18
Dan Stricklin	98	59.76% 	34	46	18
Total Votes Cast	164	100.00% 	52	76	36
Overvotes	0		0	0	0
Undervotes	0		0	0	0
Contest Totals	164		52	76	36

Summary Results Report
General and Special Runoff Election
December 8, 2020

SOVC
Collin County

111

City Council, Place 5 Frisco
Vote For 1




	TOTAL	VOTE %	Election Day	Early Voting	Mail
Laura Runnel	85	48.45% 	22	43	20
Dan Stricklin	98	53.55% 	33	44	21
Total Votes Cast	183	100.00% 	55	87	41
Overvotes	0		0	0	0
Undervotes	1		0	1	0
Contest Totals	184		55	88	41

Summary Results Report
General and Special Runoff Election
December 8, 2020

SOVC
Collin County

117

City Council, Place 5 Frisco
Vote For 1




	TOTAL	VOTE %	Election Day	Early Voting	Mail
Laura Rummel	99	49.50% 	28	37	34
Dan Stricklin	101	50.50% 	28	53	20
Total Votes Cast	200	100.00% 	56	90	54
Overvotes	0		0	0	0
Undervotes	1		0	0	1
Contest Totals	201		56	90	55

Summary Results Report
General and Special Runoff Election
December 8, 2020

SOVC
Collin County

118

City Council, Place 5 Frisco
Vote For 1




	TOTAL	VOTE %		Election Day	Early Voting	Mail
Laura Rummel	99	50.77%		26	48	25
Dan Stricklin	96	49.23%		27	50	19
Total Votes Cast	195	100.00%		53	98	44
Overvotes	0			0	0	0
Undervotes	0			0	0	0
Contest Totals	195			53	98	44

Summary Results Report
General and Special Runoff Election
December 8, 2020

SOVC
Collin County

127

City Council, Place 5 Frisco
Vote For 1

	TOTAL	VOTE %	Election Day	Early Voting	Mall
Laura Rummel	85	52.47% 	25	22	38
Dan Stricklin	77	47.53% 	36	26	15
Total Votes Cast	162	100.00% 	61	48	53
Overvotes	0		0	0	0
Undervotes	1		0	0	1
Contest Totals	163		61	48	54

Summary Results Report
General and Special Runoff Election
December 8, 2020

SOVC
Collin County

134




City Council, Place 5 Frisco
Vote For 1

	TOTAL	VOTE %		Election Day	Early Voting	Mail
Laura Rummel	69	41.07%	<div></div>	23	18	28
Dan Stricklin	99	58.93%	<div></div>	30	48	21
Total Votes Cast	168	100.00%	<div></div>	53	66	49
Overvotes	0			0	0	0
Undervotes	0			0	0	0
Contest Totals	168			53	66	49

Summary Results Report
General and Special Runoff Election
December 8, 2020

SOVC
Collin County

146

City Council, Place 5 Frisco					
Vote For 1					
	TOTAL	VOTE %	Election Day	Early Voting	Mall
Laura Rummel	87	49.43% 	35	31	21
Dan Stricklin	89	50.57% 	34	43	12
Total Votes Cast	176	100.00% 	69	74	33
Overvotes	0		0	0	0
Undervotes	1		0	0	1
Contest Totals	177		69	74	34

Summary Results Report
General and Special Runoff Election
December 8, 2020

SOVC
Collin County

177

City Council, Place 5 Frisco
Vote For 1




	TOTAL	VOTE %		Election Day	Early Voting	Mail
Laura Rummel	81	35.37%	<div></div>	20	26	35
Dan Stricklin	148	64.63%	<div></div>	38	83	27
Total Votes Cast	229	100.00%	<div></div>	58	109	62
Overvotes	0			0	0	0
Undervotes	2			1	0	1
Contest Totals	231			59	109	63

Summary Results Report
General and Special Runoff Election
December 8, 2020

SOVC
Collin County

212

City Council, Place 5 Frisco
Vote For 1

	TOTAL	VOTE %		Election Day	Early Voting	Mail
Laura Rummel	76	53.15%		23	41	12
Dan Stricklin	67	46.86%		17	35	15
Total Votes Cast	143	100.00%		40	76	27
Overvotes	0			0	0	0
Undervotes	1			0	0	1
Contest Totals	144			40	76	28

Summary Results Report
General and Special Runoff Election
December 8, 2020

SOVC
Collin County

220

City Council, Place 5 Frisco
Vote For 1




	TOTAL	VOTE %		Election Day	Early Voting	Mail
Laura Rummel	65	56.03%	<div></div>	22	30	13
Dan Stricklin	51	43.97%	<div></div>	12	26	13
Total Votes Cast	116	100.00%	<div></div>	34	56	26
Overvotes	0			0	0	0
Undervotes	0			0	0	0
Contest Totals	116			34	56	26

Summary Results Report
General and Special Runoff Election
December 8, 2020

SOVC
Collin County

225

City Council, Place 5 Frisco
Vote For 1




	TOTAL	VOTE %	Election Day	Early Voting	Mail
Laura Rummel	63	59.43% 	26	14	23
Dan Stricklin	43	40.57% 	12	20	11
Total Votes Cast	106	100.00% 	38	34	34
Overvotes	0		0	0	0
Undervotes	0		0	0	0
Contest Totals	106		38	34	34

Summary Results Report
General and Special Runoff Election
December 8, 2020

SOVC
Collin County

229

City Council, Place 5 Frisco
Vote For 1

	TOTAL	VOTE %	Election Day	Early Voting	Mail
Laura Rummel	23	52.27% 	3	15	5
Dan Stricklin	21	47.73% 	5	10	6
Total Votes Cast	44	100.00% 	8	25	11
Overvotes	0		0	0	0
Undervotes	0		0	0	0
Contest Totals	44		8	25	11

Summary Results Report
General and Special Runoff Election
December 8, 2020

SOVC
Collin County

234

City Council, Place 5 Frisco
Vote For 1




	TOTAL	VOTE %	Election Day	Early Voting	Mail
Laura Rummel	46	44.66% 	11	27	8
Dan Stricklin	57	55.34% 	22	32	3
Total Votes Cast	103	100.00% 	33	59	11
Overvotes	0		0	0	0
Undervotes	0		0	0	0
Contest Totals	103		33	59	11

Exhibit B Denton County Certified Election Results

City of Frisco Cumulative

Run Time 4:37 PM
Run Date 12/14/2020

Denton County
General & Special Runoff Elections

12/8/2020
Page 1

Unofficial Results

Registered Voters
3984 of 51241 = 7.78%

Precincts Reporting
15 of 15 = 100.00%

City of Frisco City Council Place 5

Precincts			Voters		
Counted	Total	Percent	Ballots	Registered	Percent
15	15	100.00%	3,984	51,241	7.78%

Choice	Party	Absentee Voting		Early Voting		Election Day Voting		Total	
Laura Rummel		672	55.49%	808	43.51%	388	42.45%	1,868	46.91%
Dan Stricklin		539	44.51%	1,049	56.49%	526	57.55%	2,114	53.09%
Cast Votes:		1,211	100.00%	1,857	100.00%	914	100.00%	3,982	100.00%
Undervotes:		0		1		0		1	
Overvotes:		0		1		0		1	

*** End of report ***

City of Frisco Canvass

Run Time: 4:37 PM
Run Date: 12/19/2020

Denton County

General & Special Runoff Elections

12/8/2020

Page 1

Unofficial Results

Registered Voters: 3984 of 41241 = 7.76%

Precincts Reporting: 25 of 25 = 100.00%

City of Frisco City Council Place 5

Precinct	Laura Rummel	Dan Stricklin	Cast Votes	Undervotes	Overvotes	Absentee Voting Ballots Cast	Early Voting Ballots Cast	Election Day Voting Ballots Cast	Total Ballots Cast	Registered Voters	Turnout Percentage
1029	74	92	166	0	0	52	71	43	166	3,744	4.43%
1030	143	187	330	0	0	44	186	100	330	4,441	7.43%
1031	96	98	194	0	0	40	100	54	194	3,050	6.36%
1032	161	198	359	0	0	60	181	118	359	5,454	6.58%
1033	86	110	196	0	0	45	96	55	196	5,010	3.91%
1034	162	155	317	1	0	36	185	97	318	5,126	6.20%
1035	126	85	211	0	0	88	88	35	211	3,219	6.55%
1036	653	702	1,355	0	1	667	563	126	1,355	4,974	27.26%
1040	83	114	197	0	0	25	98	74	197	2,989	6.59%
1049	13	23	36	0	0	7	17	12	36	807	4.45%
1050	68	102	170	0	0	37	80	53	170	2,748	6.19%
1051	52	86	138	0	0	17	71	50	138	2,273	6.07%
1052	93	117	210	0	0	54	91	65	210	3,933	5.34%
1055	21	12	33	0	0	8	10	15	33	1,649	2.00%
1056	37	33	70	0	0	31	22	17	70	1,824	3.84%
Totals	1,868	2,114	3,982	1	1	1,211	1,859	914	3,984	51,241	7.76%

City of Frisco Canvass

Run Time	4:37 PM
Run Date	12/14/2020

Denton County

General & Special Runoff Elections

12/8/2020

Page 2

Unofficial Results

Registered Voters
3984 of 51241 = 7.78%

Precincts Reporting
13 of 15 = 100.00%

*** End of report ***

City of Frisco Precinct

Run Time 4:37 PM
Run Date 12/16/2020

Denton County

General & Special Runoff Elections

12/8/2020

Page 1

Unofficial Results

Registered Voters
3984 of 51241 = 7.78%

Precincts Reporting
15 of 15 = 100.00%

1029 166 of 3,744 registered voters = 4.43%

City of Frisco City Council Place 5

Choice	Party	Absentee Voting		Early Voting		Election Day Voting		Total	
Laura Rummel		34	65.38%	23	32.39%	17	39.53%	74	44.58%
Dan Stricklin		18	34.62%	48	67.61%	26	60.47%	92	55.42%
Cast Votes:		52	100.00%	71	100.00%	43	100.00%	166	100.00%
Undervotes:		0		0		0		0	
Overvotes:		0		0		0		0	

City of Frisco Precinct

Run Time 4:37 PM
Run Date 12/14/2020

Denton County

General & Special Runoff Elections

12/8/2020
Page 2

Unofficial Results

Registered Voters
3984 of 51241 = 7.78%

Precincts Reporting
15 of 15 = 100.00%

1030 330 of 4,441 registered voters = 7.43%

City of Frisco City Council Place 5

Choice	Party	Absentee Voting		Early Voting		Election Day Voting		Total	
Laura Rummel		23	52.27%	77	41.40%	43	43.00%	143	43.33%
Dan Stricklin		21	47.73%	109	58.60%	57	57.00%	187	56.67%
Cast Votes:		44	100.00%	186	100.00%	100	100.00%	330	100.00%
Undervotes:		0		0		0		0	
Overvotes:		0		0		0		0	

City of Frisco Precinct

Run Time 4:37 PM
Run Date 12/14/2020

Denton County

General & Special Runoff Elections

12/8/2020

Page 3

Unofficial Results

Registered Voters
3981 of 51241 = 7.78%

Precincts Reporting
15 of 15 = 100.00%

1031 194 of 3,050 registered voters = 6.36%

City of Frisco City Council Place 5									
Choice	Party	Absentee Voting		Early Voting		Election Day Voting		Total	
Laura Rummel		14	35.00%	60	60.00%	22	40.74%	96	49.48%
Dan Stricklin		26	65.00%	40	40.00%	32	59.26%	98	50.52%
Cast Votes:		40	100.00%	100	100.00%	54	100.00%	194	100.00%
Undervotes:		0		0		0		0	
Overvotes:		0		0		0		0	

City of Frisco Precinct

Run Time 4:37 PM
Run Date 12/04/2020

Denton County

General & Special Runoff Elections

12/8/2020

Page 4

Unofficial Results

Registered Voters
3984 of 51241 = 7.78%

Precincts Reporting
15 of 15 = 100.00%

1032 359 of 3,454 registered voters = 6.58%

City of Frisco City Council Place 5

Choice	Party	Absentee Voting		Early Voting		Election Day Voting		Total	
Laura Rummel		34	56.67%	80	44.20%	47	39.83%	161	44.85%
Dan Stricklin		26	43.33%	101	55.80%	71	60.17%	198	55.15%
Cast Votes:		60	100.00%	181	100.00%	118	100.00%	359	100.00%
Undervotes:		0		0		0		0	
Overvotes:		0		0		0		0	

City of Frisco Precinct

Run Time: 4:37 PM
Run Date: 12/8/2020

Denton County

General & Special Runoff Elections

12/8/2020

Page 5

Unofficial Results

Registered Voters
3904 of 51241 = 7.76%

Precincts Reporting
15 of 15 = 100.00%

1033 196 of 5,010 registered voters = 3.91%

City of Frisco City Council Place 5

Choice	Party	Absentee Voting		Early Voting		Election Day Voting		Total	
Laura Rummel		25	55.56%	37	38.51%	24	43.64%	86	43.88%
Dan Stricklin		20	44.44%	59	61.46%	31	56.36%	110	56.12%
Cast Votes:		45	100.00%	96	100.00%	55	100.00%	196	100.00%
Undervotes:		0		0		0		0	
Overvotes:		0		0		0		0	

City of Frisco Precinct

Run Time 4:37 PM
Run Date 12/14/2020

Denton County

General & Special Runoff Elections

12/8/2020

Page 6

Unofficial Results

Registered Voters
3584 of 51241 = 7.78%

Precincts Reporting
15 of 15 = 100.00%

1034 318 of 5,128 registered voters = 6.20%

City of Frisco City Council Place 5									
Choice	Party	Absentee Voting		Early Voting		Election Day Voting		Total	
Laura Rummel		18	50.00%	84	45.65%	60	61.86%	162	51.10%
Don Stricklin		18	50.00%	100	54.35%	37	38.14%	155	48.90%
Cast Votes:		36	100.00%	184	100.00%	97	100.00%	317	100.00%
Undervotes:		0		1		0		1	
Overvotes:		0		0		0		0	

City of Frisco Precinct

Run Time: 4:27 PM
Run Date: 12/14/2020

Denton County

General & Special Runoff Elections

12/8/2020
Page 7

Unofficial Results

Registered Voters
3984 of 51241 = 7.78%

Precincts Reporting
19 of 19 = 100.00%

1035 211 of 3,219 registered voters = 6.55%

City of Frisco City Council Place 5

Choice	Party	Absentee Voting		Early Voting		Election Day Voting		Total	
Laura Rummel		55	62.50%	47	53.41%	24	68.57%	126	59.72%
Dan Stricklin		33	37.50%	41	46.59%	11	31.43%	85	40.28%
Cast Votes:		88	100.00%	88	100.00%	35	100.00%	211	100.00%
Undervotes:		0		0		0		0	
Overvotes:		0		0		0		0	

City of Frisco Precinct

Run Time 4:37 PM
Run Date 12/14/2020

Denton County

General & Special Runoff Elections

12/8/2020

Page 8

Unofficial Results

Registered Voters
3584 of 51241 = 7.79%

Precincts Reporting
15 of 15 = 100.00%

1036 1,356 of 4,974 registered voters = 27.26%

City of Frisco City Council Place 5

Choice	Party	Absentee Voting		Early Voting		Election Day Voting		Total	
Laura Rummel		367	55.02%	240	42.70%	46	36.51%	653	48.19%
Dan Stricklin		300	44.98%	322	57.30%	80	63.49%	702	51.81%
Cast Votes:		667	100.00%	562	100.00%	126	100.00%	1,355	100.00%
Undervotes:		0		0		0		0	
Overvotes:		0		1		0		1	

City of Frisco Precinct

Run Time 4:37 PM
Run Date 12/14/2020

Denton County

General & Special Runoff Elections

12/8/2020

Page 9

Unofficial Results

Registered Voters
3984 of 51241 = 7.78%

Precincts Reporting
15 of 15 = 100.00%

1040 197 of 2,989 registered voters = 6.59%

City of Frisco City Council Place 5

Choice	Party	Absentee Voting		Early Voting		Election Day Voting		Total	
Laura Rummel		14	56.00%	44	44.90%	25	33.78%	83	42.13%
Dan Stricklin		11	44.00%	54	55.10%	49	66.22%	114	57.87%
Cast Votes:		25	100.00%	98	100.00%	74	100.00%	197	100.00%
Undervotes:		0		0		0		0	
Overvotes:		0		0		0		0	

City of Frisco Precinct

Run Time 4:37 PM
Run Date 12/14/2020

Denton County

General & Special Runoff Elections

12/8/2020

Page 10

Unofficial Results

Registered Voters
3989 of 51241 = 7.78%

Precincts Reporting
16 of 16 = 100.00%

1049 36 of 807 registered voters = 4.45%

City of Frisco City Council Place 5

Choice	Party	Absentee Voting		Early Voting		Election Day Voting		Total	
Laura Rummel		5	71.43%	6	35.29%	2	16.67%	13	36.11%
Dan Stricklin		2	28.57%	11	64.71%	10	83.33%	23	63.89%
Cast Votes:		7	100.00%	17	100.00%	12	100.00%	36	100.00%
Undervotes:		0		0		0		0	
Overvotes:		0		0		0		0	

City of Frisco Predict

Total Time: 4:37 PM
Run Date: 12/8/2020

Denton County

General & Special Runoff Elections

12/8/2020

Page 11

Unofficial Results

Registered Voters
3984 of 51241 = 7.78%

Predicts Reporting
15 of 15 = 100.00%

1050 170 of 2,748 registered voters = 6.19%

City of Frisco City Council Place 5

Choice	Party	Absentee Voting		Early Voting		Election Day Voting		Total	
Laura Rummel		20	54.05%	26	32.50%	22	41.51%	68	40.00%
Dan Stricklin		17	45.95%	54	67.50%	31	58.49%	102	60.00%
Cast Votes:		37	100.00%	80	100.00%	53	100.00%	170	100.00%
Undervotes:		0		0		0		0	
Overvotes:		0		0		0		0	

City of Frisco Precinct

Run Time 4:37 PM
Run Date 12/14/2020

Denton County

General & Special Runoff Elections

12/8/2020

Page 12

Unofficial Results

Registered Voters
3984 of 51241 = 7.78%

Precincts Reporting
15 of 15 = 100.00%

1051 138 of 2,273 registered voters = 6.07%

City of Frisco City Council Place 5									
Choice	Party	Absentee Voting		Early Voting		Election Day Voting		Total	
Laura Rummel		11	64.71%	23	32.39%	18	36.00%	52	37.68%
Dan Stricklin		6	35.29%	48	67.61%	32	64.00%	86	62.32%
Cast Votes:		17	100.00%	71	100.00%	50	100.00%	138	100.00%
Undervotes:		0		0		0		0	
Overvotes:		0		0		0		0	

City of Frisco Precinct

Run Time: 4:37 PM
Run Date: 12/17/2020

Denton County

General & Special Runoff Elections

12/8/2020

Page 13

Unofficial Results

Registered Voters
3984 of 51241 = 7.78%

Precincts Reporting
15 of 15 = 100.00%

1052 210 of 3,933 registered voters = 5.34%

City of Frisco City Council Place 5

Choice	Party	Absentee Voting		Early Voting		Election Day Voting		Total	
Laura Rummel		25	46.30%	40	43.96%	28	43.08%	93	44.29%
Dan Stricklin		29	53.70%	51	56.04%	37	56.92%	117	55.71%
Cast Votes:		54	100.00%	91	100.00%	65	100.00%	210	100.00%
Undervotes:		0		0		0		0	
Overvotes:		0		0		0		0	

City of Frisco Precinct

Run Time 4:37 PM
Run Date 12/14/2020

Denton County

General & Special Runoff Elections

12/8/2020
Page 14

Unofficial Results

Registered Voters
3944 of 51241 = 7.73%

Precincts Reporting
15 of 15 = 100.00%

1055 33 of 1,649 registered voters = 2.00%

City of Frisco City Council Place 5

Choice	Party	Absentee Voting		Early Voting		Election Day Voting		Total	
Laura Rummel		6	75.00%	10	100.00%	5	33.33%	21	63.64%
Dan Stricklin		2	25.00%	0	0.00%	10	66.67%	12	36.36%
Cast Votes:		8	100.00%	10	100.00%	15	100.00%	33	100.00%
Undervotes:		0		0		0		0	
Overvotes:		0		0		0		0	

City of Frisco Precinct

Run Time: 4:37 PM
Run Date: 12/14/2020

Denton County

General & Special Runoff Elections

12/8/2020

Page 15

Unofficial Results

Registered Voters
3984 of 51241 = 7.78%

Precincts Reporting
15 of 15 = 100.00%

1056 70 of 1,824 registered voters = 3.84%

City of Frisco City Council Place 5									
Choice	Party	Absentee Voting		Early Voting		Election Day Voting		Total	
Laura Rummel		21	67.74%	11	50.00%	5	29.41%	37	52.86%
Dan Stricklin		10	32.26%	11	50.00%	12	70.59%	33	47.14%
Cast Votes:		31	100.00%	22	100.00%	17	100.00%	70	100.00%
Undervotes:		0		0		0		0	
Overvotes:		0		0		0		0	

*** End of report ***