

**AN ORDINANCE OF THE CITY COUNCIL OF THE CITY OF FRISCO, TEXAS, CANVASSING THE ELECTION RETURNS OF THE JANUARY 29, 2022 SPECIAL ELECTION FOR THE PURPOSE OF ELECTING ONE MEMBER OF THE FRISCO CITY COUNCIL (PLACE NO. 5) TO FILL THE VACANCY RESULTING FROM THE RESIGNATION OF COUNCIL MEMBER DAN STRICKLIN; DECLARING THE RESULTS OF THE SPECIAL ELECTION; ORDERING A RUNOFF ELECTION TO BE HELD ON MARCH 26, 2022 FOR THE PURPOSE OF ELECTING A COUNCIL MEMBER TO PLACE NO. 5; DESIGNATING EARLY VOTING POLLING PLACES AND HOURS; DESIGNATING ELECTION DAY POLLING PLACES AND HOURS; ORDERING NOTICES OF ELECTION TO BE GIVEN AS PRESCRIBED BY LAW; APPOINTING THE COLLIN COUNTY ELECTIONS ADMINISTRATOR AND THE DENTON COUNTY ELECTIONS ADMINISTRATOR TO ADMINISTER THE RUNOFF ELECTION; PROVIDING FOR THE APPOINTMENT OF ELECTION JUDGES; AUTHORIZING THE MAYOR AND CITY SECRETARY TO TAKE ALL ACTIONS NECESSARY TO COMPLY WITH APPLICABLE ELECTION LAWS; PROVIDING SAVINGS, REPEALING AND SEVERABILITY CLAUSES AND AN EFFECTIVE DATE.**

WHEREAS, the City Council of the City of Frisco, Texas (“City Council”) duly authorized a Special Election to be held within the City of Frisco, Texas (“City”) on January 29, 2022 (“Special Election”) for the purpose of electing one member of the Frisco City Council to fill the vacancy in the office of the City Council, Place No. 5, resulting from the resignation of Dan Stricklin; and

WHEREAS, the Special Election was administered by the Collin County Elections Administrator and the Denton County Elections Administrator; and

WHEREAS, the Collin County Elections Administrator and the Denton County Elections Administrator have made the return of the Special Election results and delivered them to the City Council in the time and manner required by law; and

WHEREAS, the Collin County returns lawfully submitted to the City Council and filed with the City Secretary are set forth in Exhibit A and incorporated herein for all purposes; and

WHEREAS, the Denton County returns lawfully submitted to the City Council and filed with the City Secretary are set forth in Exhibit B and incorporated herein for all purposes; and

WHEREAS, the City Council finds that the Special Election was duly called; that notice of the Special Election was given in accordance with the law and City Charter; that the Special Election was held in accordance with the law and City Charter; that the Special Election returns were duly and legally made and delivered; and that there were cast at the Special Election valid and legal votes; and

WHEREAS, the City Council finds and declares that the meeting at which this Ordinance is considered is open to the public as required by law, and that the public notice of the time, place and purpose of the meeting was given as required by Chapter 551 of the Texas Government Code, as amended; and

WHEREAS, the City Council, having canvassed the combined early voting and election day accumulated totals for the Special Election, finds that the votes cast result in the following:

**CITY COUNCIL, PLACE 5**

	<u>Votes</u>	<u>Percentage (%)</u>
Sai Krishna	<u>680</u>	<u>13.3%</u>
Laura Rummel	<u>2,341</u>	<u>45.9%</u>
Tracie Reveal Shipman	<u>2,085</u>	<u>40.8%</u>

**NOW, THEREFORE, BE IT ORDAINED BY THE CITY COUNCIL OF THE CITY OF FRISCO, TEXAS:**

SECTION 1: Findings Incorporated. The findings set forth above are incorporated into the body of this Ordinance as if fully set forth herein.

SECTION 2: Election Results. The returns of the Special Election as set forth herein are declared to be official. No candidate for City Council Place No. 5 received a majority of the votes cast. A runoff election therefore must be called for City Council Place No. 5 under Texas law and the City Charter.

SECTION 3: Approval of Elections Results. The City Council hereby approves and accepts the results of the Special Election as set forth in the returns attached hereto as Exhibit A and Exhibit B, as determined by the majority vote of the qualified voters of the City.

SECTION 4: Runoff Election Ordered. No one individual received a majority of votes as a result of the Special Election, and in conformity with Texas law and the City Charter, the City Council hereby calls a Runoff Election to be held in and throughout the City on March 26, 2022, for City Council Place No. 5 between the following candidates:

Laura Rummel

Tracie Reveal Shipman

(“Runoff Election”). The Runoff Election shall be administered by the Collin County Elections Administrator and the Denton County Elections Administrator. The Collin County Elections Administrator shall administer the Runoff Election for the Collin County portion of the City, and

**Ordinance Canvassing January 29, 2022 Special Election  
and Calling a Runoff Election for March 26, 2022**

3622840

**Page 2**



the Denton County Elections Administrator shall administer the Runoff Election for the Denton County portion of the City. Voters shall vote in the county in which they are registered.

SECTION 5: Early Voting for Runoff Election.

Collin County Voters: Early voting by personal appearance shall be available at: Collin College, Frisco Campus, Building J, Room 113, 9700 Wade Blvd., Frisco, Texas 75035; Fire Station No. 5, Training Room, 14300 Eldorado Parkway, Frisco, Texas 75035; Fire Station No. 8, Training Room, 14700 Rolater Rd., Frisco, Texas 75035; or the Collin County Elections Office, 2010 Redbud Blvd., #102, McKinney, Texas 75069, which is designated as the main early voting polling place, and other early voting locations open under full contract services with the Collin County Elections Administrator, which may be designated after February 8, 2022. Early voting will begin on Wednesday, March 9, 2022, and continue through Tuesday, March 22, 2022, during the hours of 8:00 a.m. to 5:00 p.m., with extended voting hours on Saturday, March 12, 2022, and Saturday, March 19, 2022, during the hours of 8:00 a.m. to 5:00 p.m.; and Monday, March 21, 2022, and Tuesday, March 22, 2022 from 7 a.m. to 7 p.m. Applications for ballots by mail shall be requested from and mailed to the Collin County Elections Office, Attn: Bruce Sherbet, Elections Administrator, 2010 Redbud Blvd. #102, McKinney, Texas 75069, [absenteemailballoting@collincountytx.gov](mailto:absenteemailballoting@collincountytx.gov). Applications for ballots by mail must be received no later than the close of business on March 14, 2022.

Collin County voters may vote at any of the additional early voting locations open under full contract services with the Collin County Elections Administrator, which may be designated after February 15, 2022. This previous sentence shall also be posted in the Notice of Election. Early voting times and locations are subject to change.

Denton County Voters: Fire Station No. 4, Training Room, 4485 Cotton Gin Road, Frisco, Texas 75034; Fire Station No. 6, Training Room, 3535 Eldorado Parkway, Frisco, Texas 75033; Fire Station No. 7, Training Room, 330 W. Stonebrook Parkway, Frisco, Texas 75036; or the Denton County Elections Office, 701 Kimberly Drive, Denton, Texas 76208, which is designated as the main early voting polling place, and other Early Voting locations open under full contract services with the Denton County Elections Administrator, which may be designated after February 8, 2022. Early voting will begin on Wednesday, March 9, 2022, and continue through Tuesday, March 22, 2022, during the hours of 8:00 a.m. to 5:00 p.m., with extended voting hours on Saturday, March 12, 2022, and Saturday, March 19, 2022, during the hours of 8:00 a.m. to 5:00 p.m.; and Monday, March 21, 2022, and Tuesday, March 22, 2022 from 7 a.m. to 7 p.m. Applications for ballots by mail shall be requested from and mailed to the Denton County Elections Office, Attn: Elections Administrator, PO Box 1720, Denton, Texas 76202, [elections@dentoncounty.com](mailto:elections@dentoncounty.com). Applications for ballots by mail must be received no later than the close of business on March 14, 2022.

Denton County voters may vote at any of the additional early voting locations open under full contract services with the Denton County Elections Administrator, which may be designated after February 15, 2022. The previous sentence shall also be posted in the Notice of Election. Early voting times and locations are subject to change.

**SECTION 6: Election Day Voting for Runoff Election.**

**Collin County Voters:** Election Day voting by personal appearance shall be at the following locations, and any of the additional Election Day Vote Centers open under full contract services with Collin County Elections Administrator, from 7:00 a.m. to 7:00 p.m.

<b>City Precinct No.</b>	<b>Collin County Precinct No.</b>	<b>Address</b>
1	30, 134, 209, 212, 220, 225, 229 and 248	Fire Station No. 5 Training Room 14300 Eldorado Parkway Frisco, Texas 75035
2	92, 101, 111, 117, 118, 127, 146, 177, 184 and 245	Collin College, Frisco Campus Building J, Room 113 9700 Wade Boulevard Frisco, Texas 75035
3	87, 234 and 244	Fire Station No. 8 Training Room 14700 Rolater Road Frisco, Texas 75035

**Denton County Voters:** Election Day voting by personal appearance shall be at the following locations, according to voter precincts, from 7:00 a.m. to 7:00 p.m.:

<b>City Precinct No.</b>	<b>Denton County Precinct No.</b>	<b>Address</b>
4	1018, 1019, 1020, 1033, 1036, 1037, 1039 and 1040	Fire Station No. 6 Training Room 3535 Eldorado Parkway Frisco, Texas 75033
5	1024, 1025, 1026, 1032, 2080 and 2081	Fire Station No. 7 Training Room 330 W. Stonebrook Parkway Frisco, Texas 75036



6	1021, 1022, 1023, 2082, 2083 and 2089	Fire Station No. 4 Training Room 4485 Cotton Gin Road Frisco, Texas 75034
---	------------------------------------------	------------------------------------------------------------------------------------

SECTION 7: Voting Equipment and Materials for Runoff Election. Direct Record Electronic (DRE) voting machines shall be used in the Runoff Election for early voting by personal appearance and Election Day voting in Collin County. Optical-scan ballots shall be used for early voting by mail in Collin and Denton Counties and for early voting by personal appearance and Election Day voting in Denton County.

SECTION 8: Runoff Election to Comply with Applicable Laws. The City Secretary is hereby authorized and directed to publish and/or post, in the time and manner prescribed by law, all notices required to be so published and/or posted in connection with the conduct of this Runoff Election. The Runoff Election and notice of the Runoff Election shall be conducted in accordance with the Texas Election Code and other applicable law, and all qualified and registered voters of the City shall be eligible to vote at the Runoff Election.

SECTION 9: Appointment of Election Judges for Runoff Election. Upon the receipt of recommendations from the City Secretary and/or the Collin County Elections Administrator and Denton County Elections Administrator, the City Council shall appoint the early voting and Election Day voting judges. In the event that the appointed judges are unable to execute or complete their duties for any reason, the City Secretary and/or the Collin County Elections Administrator and Denton County Elections Administrator may identify alternate judges that the City Council shall appoint as soon as possible.

SECTION 10: Authority of Mayor and City Secretary. The Mayor and the City Secretary, in consultation with the City Attorney, are hereby authorized and directed to take any and all actions necessary to comply with the provisions of the Texas Election Code and any other state or federal law in carrying out and conducting the Runoff Election, whether or not expressly authorized herein.

SECTION 11: Severability. Should any section, subsection, sentence, clause or phrase of this Ordinance be declared unconstitutional and/or invalid by a court of competent jurisdiction, it is expressly provided that any and all remaining portions of this Ordinance shall remain in full force and effect. The City Council hereby declares that it would have passed this Ordinance, and each section, subsection, clause or phrase thereof, regardless of whether any one or more sections, subsections, sentences, clauses or phrases is declared unconstitutional and/or invalid.

SECTION 12: Savings/Repealing. All provisions of any ordinance in conflict with this Ordinance are hereby repealed to the extent they are in conflict. Any remaining portions of said ordinances shall remain in full force and effect.

SECTION 13: Effective Date. This Ordinance shall become effective from and after its


adoption.

**DULY PASSED AND APPROVED BY THE CITY COUNCIL OF THE CITY OF FRISCO, TEXAS** on this 8th day of February, 2022.

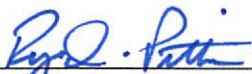


  
Jeff Cheney, Mayor

**ATTESTED TO AND  
CORRECTLY RECORDED BY:**

  
Kristi Morrow, City Secretary

**APPROVED AS TO FORM:**

  
Abernathy Roeder Boyd & Hullett P.C.  
Ryan D. Pittman, City Attorneys

**Exhibit A**  
**Collin County Certified Election Results**



STATE OF TEXAS

§

CANVASS OF THE  
CITY OF FRISCO  
SPECIAL ELECTION

COUNTY OF COLLIN


§

JANUARY 29, 2022

I, Bruce Sherbet, the undersigned Elections Administrator of Collin County, do hereby certify that I have made an actual check and comparison of all the ballots tabulated as voted with the Return Sheets, and the unused ballots as recorded on the Register of Official Ballots. I, therefore, make the following report of my findings from the January 29, 2022 City of Frisco Special Election that was held in Collin County, Texas.

I hereby certify the results to be a full, true and correct tabulation, audit and count of the votes cast in the said election.

WITNESS, my hand on this the 7th day of February 2022.



Bruce Sherbet  
Elections Administrator  
Collin County

Summary Results Report  
City of Frisco Special Election  
January 29th, 2022

Combined Accumulated Totals  
FINAL RESULTS  
Collin County

**Statistics**

	TOTAL	Election Day	Early Voting	Ballot By Mail	Provision al	Limited
Registered Voters - Total	69,876					
Ballots Cast - Total	2,472	1,087	1,308	77	0	0
Voter Turnout - Total	3.54%					

Summary Results Report  
City of Frisco Special Election  
January 29th, 2022

Combined Accumulated Totals  
FINAL RESULTS  
Collin County

**City Council, Place 5 Frisco**

Vote For 1

	TOTAL	VOTE %		Election Day	Early Voting	Ballot By Mail	Provision al	Limited
Sai Krishna	521	21.11%	<div><div></div></div>	305	205	11	0	0
Laura Rummel	846	34.28%	<div><div></div></div>	369	448	29	0	0
Tracie Reveal Shipman	1,101	44.61%	<div><div></div></div>	412	654	35	0	0
Total Votes Cast	2,468	100.00%	<div><div></div></div>	1,086	1,307	75	0	0
Overvotes	0			0	0	0	0	0
Undervotes	4			1	1	2	0	0
Contest Totals	2,472			1,087	1,308	77	0	0



## PCT 030

### Statistics

	TOTAL	Election Day	Early Voting	Ballot By Mail	Provisional	Limited
Registered Voters - Total	4,795					
Ballots Cast - Total	180	77	96	7	0	0
Voter Turnout - Total	3.75%					

### City Council, Place 5 Frisco

Vote For 1

	TOTAL	VOTE %		Election Day	Early Voting	Ballot By Mail	Provisional	Limited
Sai Krishna	4	2.22%	<div><div></div></div>	1	2	1	0	0
Laura Rummel	66	36.67%	<div><div></div></div>	30	33	3	0	0
Tracie Reveal Shipman	110	61.11%	<div><div></div></div>	46	61	3	0	0
Total Votes Cast	180	100.00%	<div><div></div></div>	77	96	7	0	0
Overvotes	0			0	0	0	0	0
Undervotes	0			0	0	0	0	0
Contest Totals	180			77	96	7	0	0

Summary Results Report  
City of Frisco Special Election  
January 29th, 2022

FINAL RESULTS  
SOVC  
Collin County

## PCT 087

### Statistics

	TOTAL	Election Day	Early Voting	Ballot By Mail	Provisional	Limited
Registered Voters - Total	2,828					
Ballots Cast - Total	157	123	34	0	0	0
Voter Turnout - Total	5.55%					

### City Council, Place 5 Frisco

Vote For 1

	TOTAL	VOTE %		Election Day	Early Voting	Ballot By Mail	Provisional	Limited
Sai Krishna	83	52.87%	<div><div></div></div>	74	9	0	0	0
Laura Rummel	63	40.13%	<div><div></div></div>	44	19	0	0	0
Tracie Reveal Shipman	11	7.01%	<div><div></div></div>	5	6	0	0	0
Total Votes Cast	157	100.00%	<div><div></div></div>	123	34	0	0	0
Overvotes	0			0	0	0	0	0
Undervotes	0			0	0	0	0	0
Contest Totals	157			123	34	0	0	0

## PCT 092

### Statistics

	TOTAL	Election Day	Early Voting	Ballot By Mail	Provision al	Limited
Registered Voters - Total	3,864					
Ballots Cast - Total	102	41	50	11	0	0
Voter Turnout - Total	2.64%					

### City Council, Place 5 Frisco

Vote For 1

	TOTAL	VOTE %		Election Day	Early Voting	Ballot By Mail	Provision al	Limited
Sai Krishna	13	13.00%	<div><div></div></div>	5	8	0	0	0
Laura Rummel	24	24.00%	<div><div></div></div>	11	7	6	0	0
Tracie Reveal Shipman	63	63.00%	<div><div></div></div>	25	35	3	0	0
Total Votes Cast	100	100.00%	<div><div></div></div>	41	50	9	0	0
Overvotes	0			0	0	0	0	0
Undervotes	2			0	0	2	0	0
Contest Totals	102			41	50	11	0	0



## PCT 101

### Statistics

	TOTAL	Election Day	Early Voting	Ballot By Mail	Provisional	Limited
Registered Voters - Total	3,881					
Ballots Cast - Total	139	67	65	7	0	0
Voter Turnout - Total	3.58%					

### City Council, Place 5 Frisco

Vote For 1

	TOTAL	VOTE %		Election Day	Early Voting	Ballot By Mail	Provisional	Limited
Sai Krishna	9	6.52%	<div><div></div></div>	3	6	0	0	0
Laura Rummel	66	47.83%	<div><div></div></div>	29	31	6	0	0
Tracie Reveal Shipman	63	45.65%	<div><div></div></div>	34	28	1	0	0
Total Votes Cast	138	100.00%	<div><div></div></div>	66	65	7	0	0
Overvotes	0			0	0	0	0	0
Undervotes	1			1	0	0	0	0
Contest Totals	139			67	65	7	0	0

## PCT 111

### Statistics

	TOTAL	Election Day	Early Voting	Ballot By Mail	Provisional	Limited
Registered Voters - Total	2,957					
Ballots Cast - Total	107	49	53	5	0	0
Voter Turnout - Total	3.62%					

### City Council, Place 5 Frisco

Vote For 1

	TOTAL	VOTE %		Election Day	Early Voting	Ballot By Mail	Provisional	Limited
Sai Krishna	5	4.67%	<div><div></div></div>	2	1	2	0	0
Laura Rummel	43	40.19%	<div><div></div></div>	20	23	0	0	0
Tracie Reveal Shipman	59	55.14%	<div><div></div></div>	27	29	3	0	0
Total Votes Cast	107	100.00%	<div><div></div></div>	49	53	5	0	0
Overvotes	0			0	0	0	0	0
Undervotes	0			0	0	0	0	0
Contest Totals	107			49	53	5	0	0

## PCT 117

### Statistics

	TOTAL	Election Day	Early Voting	Ballot By Mail	Provisional	Limited
Registered Voters - Total	4,241					
Ballots Cast - Total	148	53	92	3	0	0
Voter Turnout - Total	3.49%					

### City Council, Place 5 Frisco

Vote For 1

	TOTAL	VOTE %		Election Day	Early Voting	Ballot By Mail	Provisional	Limited
Sai Krishna	17	11.49%	<div><div></div></div>	6	11	0	0	0
Laura Rummel	54	36.49%	<div><div></div></div>	19	34	1	0	0
Tracie Reveal Shipman	77	52.03%	<div><div></div></div>	28	47	2	0	0
Total Votes Cast	148	100.00%	<div><div></div></div>	53	92	3	0	0
Overvotes	0			0	0	0	0	0
Undervotes	0			0	0	0	0	0
Contest Totals	148			53	92	3	0	0



## PCT 118

### Statistics

	TOTAL	Election Day	Early Voting	Ballot By Mail	Provision al	Limited
Registered Voters - Total	4,228					
Ballots Cast - Total	141	49	87	5	0	0
Voter Turnout - Total	3.33%					

### City Council, Place 5 Frisco

Vote For 1

	TOTAL	VOTE %		Election Day	Early Voting	Ballot By Mail	Provision al	Limited
Sai Krishna	4	2.84%	<div><div></div></div>	3	1	0	0	0
Laura Rummel	62	43.97%	<div><div></div></div>	24	35	3	0	0
Tracie Reveal Shipman	75	53.19%	<div><div></div></div>	22	51	2	0	0
Total Votes Cast	141	100.00%	<div><div></div></div>	49	87	5	0	0
Overvotes	0			0	0	0	0	0
Undervotes	0			0	0	0	0	0
Contest Totals	141			49	87	5	0	0

## PCT 127

### Statistics

	TOTAL	Election Day	Early Voting	Ballot By Mail	Provisional	Limited
Registered Voters - Total	3,792					
Ballots Cast - Total	92	39	44	9	0	0
Voter Turnout - Total	2.43%					

### City Council, Place 5 Frisco

Vote For 1

	TOTAL	VOTE %		Election Day	Early Voting	Ballot By Mail	Provisional	Limited
Sai Krishna	7	7.61%	<div><div></div></div>	1	2	4	0	0
Laura Rummel	42	45.65%	<div><div></div></div>	19	20	3	0	0
Tracie Reveal Shipman	43	46.74%	<div><div></div></div>	19	22	2	0	0
Total Votes Cast	92	100.00%	<div><div></div></div>	39	44	9	0	0
Overvotes	0			0	0	0	0	0
Undervotes	0			0	0	0	0	0
Contest Totals	92			39	44	9	0	0

## PCT 134

### Statistics

	TOTAL	Election Day	Early Voting	Ballot By Mail	Provisional	Limited
Registered Voters - Total	3,908					
Ballots Cast - Total	114	53	59	2	0	0
Voter Turnout - Total	2.92%					

### City Council, Place 5 Frisco

Vote For 1

	TOTAL	VOTE %		Election Day	Early Voting	Ballot By Mail	Provisional	Limited
Sai Krishna	16	14.04%	<div><div></div></div>	9	7	0	0	0
Laura Rummel	50	43.86%	<div><div></div></div>	23	27	0	0	0
Tracie Reveal Shipman	48	42.11%	<div><div></div></div>	21	25	2	0	0
Total Votes Cast	114	100.00%	<div><div></div></div>	53	59	2	0	0
Overvotes	0			0	0	0	0	0
Undervotes	0			0	0	0	0	0
Contest Totals	114			53	59	2	0	0

## PCT 146

### Statistics

	TOTAL	Election Day	Early Voting	Ballot By Mail	Provisional	Limited
Registered Voters - Total	4,819					
Ballots Cast - Total	132	51	80	1	0	0
Voter Turnout - Total	2.74%					

### City Council, Place 5 Frisco

Vote For 1

	TOTAL	VOTE %		Election Day	Early Voting	Ballot By Mail	Provisional	Limited
Sai Krishna	13	9.85%	<div><div></div></div>	3	10	0	0	0
Laura Rummel	54	40.91%	<div><div></div></div>	23	31	0	0	0
Tracie Reveal Shipman	65	49.24%	<div><div></div></div>	25	39	1	0	0
Total Votes Cast	132	100.00%	<div><div></div></div>	51	80	1	0	0
Overvotes	0			0	0	0	0	0
Undervotes	0			0	0	0	0	0
Contest Totals	132			51	80	1	0	0

## PCT 177

### Statistics

	TOTAL	Election Day	Early Voting	Ballot By Mail	Provisional	Limited
Registered Voters - Total	2,904					
Ballots Cast - Total	85	41	43	1	0	0
Voter Turnout - Total	2.93%					

### City Council, Place 5 Frisco

Vote For 1

	TOTAL	VOTE %		Election Day	Early Voting	Ballot By Mail	Provisional	Limited
Sai Krishna	2	2.35%	<div><div></div></div>	0	2	0	0	0
Laura Rummel	26	30.59%	<div><div></div></div>	17	9	0	0	0
Tracie Reveal Shipman	57	67.06%	<div><div></div></div>	24	32	1	0	0
Total Votes Cast	85	100.00%	<div><div></div></div>	41	43	1	0	0
Overvotes	0			0	0	0	0	0
Undervotes	0			0	0	0	0	0
Contest Totals	85			41	43	1	0	0



## PCT 184

### Statistics

	TOTAL	Election Day	Early Voting	Ballot By Mail	Provision al	Limited
Registered Voters - Total	3,062					
Ballots Cast - Total	39	10	27	2	0	0
Voter Turnout - Total	1.27%					

### City Council, Place 5 Frisco

Vote For 1

	TOTAL	VOTE %		Election Day	Early Voting	Ballot By Mail	Provision al	Limited
Sai Krishna	2	5.13%	<div><div></div></div>	0	2	0	0	0
Laura Rummel	21	53.85%	<div><div></div></div>	7	12	2	0	0
Tracie Reveal Shipman	16	41.03%	<div><div></div></div>	3	13	0	0	0
Total Votes Cast	39	100.00%	<div><div></div></div>	10	27	2	0	0
Overvotes	0			0	0	0	0	0
Undervotes	0			0	0	0	0	0
Contest Totals	39			10	27	2	0	0

## PCT 209

### Statistics

	TOTAL	Election Day	Early Voting	Ballot By Mail	Provision al	Limited
Registered Voters - Total	172					
Ballots Cast - Total	5	2	3	0	0	0
Voter Turnout - Total	2.91%					

### City Council, Place 5 Frisco

Vote For 1

	TOTAL	VOTE %		Election Day	Early Voting	Ballot By Mail	Provision al	Limited
Sai Krishna	1	20.00%	<div><div></div></div>	1	0	0	0	0
Laura Rummel	0	0.00%	<div><div></div></div>	0	0	0	0	0
Tracie Reveal Shipman	4	80.00%	<div><div></div></div>	1	3	0	0	0
Total Votes Cast	5	100.00%	<div><div></div></div>	2	3	0	0	0
Overvotes	0			0	0	0	0	0
Undervotes	0			0	0	0	0	0
Contest Totals	5			2	3	0	0	0

Summary Results Report  
City of Frisco Special Election  
January 29th, 2022

FINAL RESULTS  
SOVC  
Collin County

## PCT 212

### Statistics

	TOTAL	Election Day	Early Voting	Ballot By Mail	Provision al	Limited
Registered Voters - Total	4,976					
Ballots Cast - Total	434	177	254	3	0	0
Voter Turnout - Total	8.72%					

### City Council, Place 5 Frisco

Vote For 1

	TOTAL	VOTE %		Election Day	Early Voting	Ballot By Mail	Provision al	Limited
Sai Krishna	235	54.15%	<div><div></div></div>	127	106	2	0	0
Laura Rummel	65	14.98%	<div><div></div></div>	25	40	0	0	0
Tracie Reveal Shipman	134	30.88%	<div><div></div></div>	25	108	1	0	0
Total Votes Cast	434	100.00%	<div><div></div></div>	177	254	3	0	0
Overvotes	0			0	0	0	0	0
Undervotes	0			0	0	0	0	0
Contest Totals	434			177	254	3	0	0

## PCT 220

### Statistics

	TOTAL	Election Day	Early Voting	Ballot By Mail	Provisional	Limited
Registered Voters - Total	4,318					
Ballots Cast - Total	138	68	68	2	0	0
Voter Turnout - Total	3.20%					

### City Council, Place 5 Frisco

Vote For 1

	TOTAL	VOTE %		Election Day	Early Voting	Ballot By Mail	Provisional	Limited
Sai Krishna	32	23.19%	<div><div></div></div>	22	10	0	0	0
Laura Rummel	56	40.58%	<div><div></div></div>	24	32	0	0	0
Tracie Reveal Shipman	50	36.23%	<div><div></div></div>	22	26	2	0	0
Total Votes Cast	138	100.00%	<div><div></div></div>	68	68	2	0	0
Overvotes	0			0	0	0	0	0
Undervotes	0			0	0	0	0	0
Contest Totals	138			68	68	2	0	0

## PCT 225

### Statistics

	TOTAL	Election Day	Early Voting	Ballot By Mail	Provisional	Limited
Registered Voters - Total	3,712					
Ballots Cast - Total	117	49	60	8	0	0
Voter Turnout - Total	3.15%					

### City Council, Place 5 Frisco

Vote For 1

	TOTAL	VOTE %		Election Day	Early Voting	Ballot By Mail	Provisional	Limited
Sai Krishna	20	17.09%	<div><div></div></div>	13	5	2	0	0
Laura Rummel	38	32.48%	<div><div></div></div>	11	25	2	0	0
Tracie Reveal Shipman	59	50.43%	<div><div></div></div>	25	30	4	0	0
Total Votes Cast	117	100.00%	<div><div></div></div>	49	60	8	0	0
Overvotes	0			0	0	0	0	0
Undervotes	0			0	0	0	0	0
Contest Totals	117			49	60	8	0	0



## PCT 229

### Statistics

	TOTAL	Election Day	Early Voting	Ballot By Mail	Provision al	Limited
Registered Voters - Total	1,449					
Ballots Cast - Total	38	10	26	2	0	0
Voter Turnout - Total	2.62%					

### City Council, Place 5 Frisco

Vote For 1

	TOTAL	VOTE %		Election Day	Early Voting	Ballot By Mail	Provision al	Limited
Sai Krishna	2	5.26%	<div><div></div></div>	0	2	0	0	0
Laura Rummel	14	36.84%	<div><div></div></div>	6	8	0	0	0
Tracie Reveal Shipman	22	57.89%	<div><div></div></div>	4	16	2	0	0
Total Votes Cast	38	100.00%	<div><div></div></div>	10	26	2	0	0
Overvotes	0			0	0	0	0	0
Undervotes	0			0	0	0	0	0
Contest Totals	38			10	26	2	0	0

## PCT 234

### Statistics

	TOTAL	Election Day	Early Voting	Ballot By Mail	Provision al	Limited
Registered Voters - Total	2,282					
Ballots Cast - Total	100	52	44	4	0	0
Voter Turnout - Total	4.38%					

### City Council, Place 5 Frisco

Vote For 1

	TOTAL	VOTE %		Election Day	Early Voting	Ballot By Mail	Provision al	Limited
Sai Krishna	29	29.00%	<div><div></div></div>	26	3	0	0	0
Laura Rummel	36	36.00%	<div><div></div></div>	13	21	2	0	0
Tracie Reveal Shipman	35	35.00%	<div><div></div></div>	13	20	2	0	0
Total Votes Cast	100	100.00%	<div><div></div></div>	52	44	4	0	0
Overvotes	0			0	0	0	0	0
Undervotes	0			0	0	0	0	0
Contest Totals	100			52	44	4	0	0

## PCT 244

### Statistics

	TOTAL	Election Day	Early Voting	Ballot By Mail	Provision al	Limited
Registered Voters - Total	2,969					
Ballots Cast - Total	140	55	84	1	0	0
Voter Turnout - Total	4.72%					

### City Council, Place 5 Frisco

Vote For 1

	TOTAL	VOTE %		Election Day	Early Voting	Ballot By Mail	Provision al	Limited
Sai Krishna	21	15.11%	<div><div></div></div>	5	16	0	0	0
Laura Rummel	46	33.09%	<div><div></div></div>	19	26	1	0	0
Tracie Reveal Shipman	72	51.80%	<div><div></div></div>	31	41	0	0	0
Total Votes Cast	139	100.00%	<div><div></div></div>	55	83	1	0	0
Overvotes	0			0	0	0	0	0
Undervotes	1			0	1	0	0	0
Contest Totals	140			55	84	1	0	0

## PCT 245

### Statistics

	TOTAL	Election Day	Early Voting	Ballot By Mail	Provisional	Limited
Registered Voters - Total	2,720					
Ballots Cast - Total	34	10	20	4	0	0
Voter Turnout - Total	1.25%					

### City Council, Place 5 Frisco

Vote For 1

	TOTAL	VOTE %		Election Day	Early Voting	Ballot By Mail	Provisional	Limited
Sai Krishna	2	5.88%	<div><div></div></div>	0	2	0	0	0
Laura Rummel	9	26.47%	<div><div></div></div>	1	8	0	0	0
Tracie Reveal Shipman	23	67.65%	<div><div></div></div>	9	10	4	0	0
Total Votes Cast	34	100.00%	<div><div></div></div>	10	20	4	0	0
Overvotes	0			0	0	0	0	0
Undervotes	0			0	0	0	0	0
Contest Totals	34			10	20	4	0	0

## PCT 248

### Statistics

	TOTAL	Election Day	Early Voting	Ballot By Mail	Provisional	Limited
Registered Voters - Total	1,999					
Ballots Cast - Total	30	11	19	0	0	0
Voter Turnout - Total	1.50%					

### City Council, Place 5 Frisco

Vote For 1

	TOTAL	VOTE %		Election Day	Early Voting	Ballot By Mail	Provisional	Limited
Sai Krishna	4	13.33%	<div><div></div></div>	4	0	0	0	0
Laura Rummel	11	36.67%	<div><div></div></div>	4	7	0	0	0
Tracie Reveal Shipman	15	50.00%	<div><div></div></div>	3	12	0	0	0
Total Votes Cast	30	100.00%	<div><div></div></div>	11	19	0	0	0
Overvotes	0			0	0	0	0	0
Undervotes	0			0	0	0	0	0
Contest Totals	30			11	19	0	0	0



## PCT LB1

### Statistics

	TOTAL	Election Day	Early Voting	Ballot By Mail	Provision al	Limited
Registered Voters - Total	0					
Ballots Cast - Total	0	0	0	0	0	0
Voter Turnout - Total	0.00%					

### City Council, Place 5 Frisco

Vote For 1

	TOTAL	VOTE %	Election Day	Early Voting	Ballot By Mail	Provision al	Limited
Sai Krishna	0		0	0	0	0	0
Laura Rummel	0		0	0	0	0	0
Tracie Reveal Shipman	0		0	0	0	0	0
Total Votes Cast	0		0	0	0	0	0
Overvotes	0		0	0	0	0	0
Undervotes	0		0	0	0	0	0
Contest Totals	0		0	0	0	0	0

**Exhibit B**  
**Denton County Certified Election Results**

## Cumulative Results Report

## Denton County

## Unofficial Results

### City of Frisco Special Election

#### Registered Voters

2643 of 53042 = 4.98%

#### Precincts Reporting

20 of 20 = 100.00%

Run Time 12:07 PM  
Run Date 02/07/2022

1/29/2022

Page 1

### City of Frisco City Council, Place 5 (Unexpired Term)

Choice	Party	Absentee Voting		Early Voting		Election Day Voting		Total	
Sai Krishna		8	10.53%	79	4.66%	72	8.30%	159	6.03%
Laura Rummel		23	30.26%	967	57.05%	505	58.25%	1,495	56.67%
Tracie Reveal Shipman		45	59.21%	649	38.29%	290	33.45%	984	37.30%
Cast Votes:		76	100.00%	1,695	100.00%	867	100.00%	2,638	100.00%
Undervotes:		0		2		3		5	
Overvotes:		0		0		0		0	

\*\*\* End of report \*\*\*

# Canvass Results Report

Run Time 12:08 PM  
Run Date 02/07/2022

## Denton County

### City of Frisco Special Election

1/29/2022

Page 1

## Unofficial Results

**Registered Voters**  
2643 of 53042 = 4.98%  
**Precincts Reporting**  
20 of 20 = 100.00%

### City of Frisco City Council, Place 5 (Unexpired Term)

Precinct	Sai Krishna	Laura Rummel	Tracie Reveal Shipman	Cast Votes	Undervotes	Overvotes	Absentee Voting Ballots Cast	Early Voting Ballots Cast	Election Day Voting Ballots Cast	Total Ballots Cast	Registered Voters	Turnout Percentage
1018 - 1	0	14	4	18	0	0	0	6	12	18	849	2.12%
1019 - 1	9	50	31	90	0	0	3	58	29	90	2,843	3.17%
1020 - 1	3	47	27	77	0	0	1	47	29	77	2,253	3.42%
1021 - 1	9	95	40	144	0	0	7	80	57	144	3,416	4.22%
1022 - 1	11	75	56	142	0	0	1	88	53	142	4,082	3.48%
1023 - 1	6	58	42	106	0	0	4	70	32	106	2,685	3.95%
1024 - 1	17	70	63	150	0	0	2	85	63	150	3,714	4.04%
1025 - 1	13	17	28	58	2	0	2	39	19	60	1,846	3.25%
1026 - 1	19	557	318	894	0	0	38	649	207	894	5,039	17.74%
1032 - 1	8	104	110	222	1	0	3	130	90	223	4,473	4.99%
1033 - 1	5	71	30	106	1	0	0	66	41	107	2,971	3.60%
1036 - 1	16	48	30	94	1	0	3	46	46	95	3,740	2.54%
1037 - 1	2	13	21	36	0	0	1	18	17	36	1,734	2.08%
1039 - 1	0	2	0	2	0	0	0	0	2	2	325	0.62%
1040 - 1	0	0	0	0	0	0	0	0	0	0	0	0.00%
2080 - 1	15	87	44	146	0	0	1	84	61	146	2,726	5.36%
2081 - 1	9	45	40	94	0	0	1	53	40	94	3,836	2.45%
2082 - 1	8	17	18	43	0	0	0	27	16	43	1,442	2.98%
2083 - 1	1	27	15	43	0	0	4	29	10	43	1,893	2.27%

# Canvass Results Report

Run Time 12:08 PM  
Run Date 02/07/2022

## Denton County

### City of Frisco Special Election

1/29/2022

Page 2

## Unofficial Results

**Registered Voters**  
2643 of 53042 = 4.98%

**Precincts Reporting**  
20 of 20 = 100.00%

### City of Frisco City Council, Place 5 (Unexpired Term)

Precinct	Sai Krishna	Laura Rummel	Tracie Reveal Shipman	Cast Votes	Undervotes	Overvotes	Absentee Voting Ballots Cast	Early Voting Ballots Cast	Election Day Voting Ballots Cast	Total Ballots Cast	Registered Voters	Turnout Percentage
2089 - 1	8	98	67	173	0	0	5	122	46	173	3,175	5.45%
<b>Totals</b>	<b>159</b>	<b>1,495</b>	<b>984</b>	<b>2,638</b>	<b>5</b>	<b>0</b>	<b>76</b>	<b>1,697</b>	<b>870</b>	<b>2,643</b>	<b>53,042</b>	<b>4.98%</b>

**Canvass Results Report**

Run Time 12:08 PM  
Run Date 02/07/2022

**Denton County**

City of Frisco Special Election

1/29/2022  
Page 3

**Unofficial Results**

**Registered Voters**  
2643 of 53042 = 4.98%  
**Precincts Reporting**  
20 of 20 = 100.00%

\*\*\* End of report \*\*\*



**Precinct Results Report****Denton County****Unofficial Results****Registered Voters**

2643 of 53042 = 4.98%

**Precincts Reporting**

20 of 20 = 100.00%

Run Time 12:08 PM

Run Date 02/07/2022

## City of Frisco Special Election

1/29/2022

Page 1

**1018 - 1**

18 of 849 registered voters = 2.12%

**City of Frisco City Council, Place 5 (Unexpired Term)**

Choice	Party	Absentee Voting		Early Voting		Election Day Voting		Total	
Sai Krishna		0	0.00%	0	0.00%	0	0.00%	0	0.00%
Laura Rummel		0	0.00%	6	100.00%	8	66.67%	14	77.78%
Tracie Reveal Shipman		0	0.00%	0	0.00%	4	33.33%	4	22.22%
Cast Votes:		0	0.00%	6	100.00%	12	100.00%	18	100.00%
Undervotes:		0		0		0		0	
Overvotes:		0		0		0		0	

**Precinct Results Report****Denton County****Unofficial Results****Registered Voters**

2643 of 53042 = 4.98%

**Precincts Reporting**

20 of 20 = 100.00%

## City of Frisco Special Election

1/29/2022

Page 2

Run Time 12:08 PM

Run Date 02/07/2022

**1019 - 1**

90 of 2,843 registered voters = 3.17%

**City of Frisco City Council, Place 5 (Unexpired Term)**

Choice	Party	Absentee Voting		Early Voting		Election Day Voting		Total	
Sai Krishna		0	0.00%	3	5.17%	6	20.69%	9	10.00%
Laura Rummel		1	33.33%	37	63.79%	12	41.38%	50	55.56%
Tracie Reveal Shipman		2	66.67%	18	31.03%	11	37.93%	31	34.44%
Cast Votes:		3	100.00%	58	100.00%	29	100.00%	90	100.00%
Undervotes:		0		0		0		0	
Overvotes:		0		0		0		0	

## Precinct Results Report

## Denton County

## Unofficial Results

### Registered Voters

2643 of 53042 = 4.98%

### Precincts Reporting

20 of 20 = 100.00%

Run Time 12:08 PM

Run Date 02/07/2022

## City of Frisco Special Election

1/29/2022

Page 3

1020 - 1

77 of 2,253 registered voters = 3.42%

### City of Frisco City Council, Place 5 (Unexpired Term)

Choice	Party	Absentee Voting		Early Voting		Election Day Voting		Total	
Sai Krishna		0	0.00%	0	0.00%	3	10.34%	3	3.90%
Laura Rummel		1	100.00%	31	65.96%	15	51.72%	47	61.04%
Tracie Reveal Shipman		0	0.00%	16	34.04%	11	37.93%	27	35.06%
Cast Votes:		1	100.00%	47	100.00%	29	100.00%	77	100.00%
Undervotes:		0		0		0		0	
Overvotes:		0		0		0		0	

**Precinct Results Report****Denton County****Unofficial Results****Registered Voters**

2643 of 53042 = 4.98%

**Precincts Reporting**

20 of 20 = 100.00%

## City of Frisco Special Election

1/29/2022

Page 4

Run Time 12:08 PM

Run Date 02/07/2022

**1021 - 1**

144 of 3,416 registered voters = 4.22%

**City of Frisco City Council, Place 5 (Unexpired Term)**

Choice	Party	Absentee Voting		Early Voting		Election Day Voting		Total	
Sai Krishna		0	0.00%	2	2.50%	7	12.28%	9	6.25%
Laura Rummel		2	28.57%	54	67.50%	39	68.42%	95	65.97%
Tracie Reveal Shipman		5	71.43%	24	30.00%	11	19.30%	40	27.78%
Cast Votes:		7	100.00%	80	100.00%	57	100.00%	144	100.00%
Undervotes:		0		0		0		0	
Overvotes:		0		0		0		0	

**Precinct Results Report****Denton County****Unofficial Results****Registered Voters**

2643 of 53042 = 4.98%

**Precincts Reporting**

20 of 20 = 100.00%

## City of Frisco Special Election

1/29/2022

Page 5

Run Time 12:08 PM

Run Date 02/07/2022

**1022 - 1**

142 of 4,082 registered voters = 3.48%

**City of Frisco City Council, Place 5 (Unexpired Term)**

Choice	Party	Absentee Voting		Early Voting		Election Day Voting		Total	
Sai Krishna		0	0.00%	7	7.95%	4	7.55%	11	7.75%
Laura Rummel		0	0.00%	49	55.68%	26	49.06%	75	52.82%
Tracie Reveal Shipman		1	100.00%	32	36.36%	23	43.40%	56	39.44%
Cast Votes:		1	100.00%	88	100.00%	53	100.00%	142	100.00%
Undervotes:		0		0		0		0	
Overvotes:		0		0		0		0	

## Precinct Results Report

## Denton County

## Unofficial Results

### Registered Voters

2643 of 53042 = 4.98%

### Precincts Reporting

20 of 20 = 100.00%

Run Time 12:08 PM

Run Date 02/07/2022

## City of Frisco Special Election

1/29/2022

Page 6

1023 - 1

106 of 2,685 registered voters = 3.95%

### City of Frisco City Council, Place 5 (Unexpired Term)

Choice	Party	Absentee Voting		Early Voting		Election Day Voting		Total	
Sai Krishna		2	50.00%	4	5.71%	0	0.00%	6	5.66%
Laura Rummel		1	25.00%	42	60.00%	15	46.88%	58	54.72%
Tracie Reveal Shipman		1	25.00%	24	34.29%	17	53.13%	42	39.62%
Cast Votes:		4	100.00%	70	100.00%	32	100.00%	106	100.00%
Undervotes:		0		0		0		0	
Overvotes:		0		0		0		0	

## Precinct Results Report

## Denton County

## Unofficial Results

### Registered Voters

2643 of 53042 = 4.98%

### Precincts Reporting

20 of 20 = 100.00%

Run Time 12:08 PM

Run Date 02/07/2022

## City of Frisco Special Election

1/29/2022

Page 7

1024 - 1

150 of 3,714 registered voters = 4.04%

### City of Frisco City Council, Place 5 (Unexpired Term)

Choice	Party	Absentee Voting		Early Voting		Election Day Voting		Total	
Sai Krishna		0	0.00%	11	12.94%	6	9.52%	17	11.33%
Laura Rummel		0	0.00%	44	51.76%	26	41.27%	70	46.67%
Tracie Reveal Shipman		2	100.00%	30	35.29%	31	49.21%	63	42.00%
Cast Votes:		2	100.00%	85	100.00%	63	100.00%	150	100.00%
Undervotes:		0		0		0		0	
Overvotes:		0		0		0		0	



## Precinct Results Report

## Denton County

## Unofficial Results

### Registered Voters

2643 of 53042 = 4.98%

### Precincts Reporting

20 of 20 = 100.00%

Run Time 12:08 PM

Run Date 02/07/2022

## City of Frisco Special Election

1/29/2022

Page 8

1025 - 1

60 of 1,846 registered voters = 3.25%

### City of Frisco City Council, Place 5 (Unexpired Term)

Choice	Party	Absentee Voting		Early Voting		Election Day Voting		Total	
Sai Krishna		0	0.00%	8	20.51%	5	29.41%	13	22.41%
Laura Rummel		2	100.00%	11	28.21%	4	23.53%	17	29.31%
Tracie Reveal Shipman		0	0.00%	20	51.28%	8	47.06%	28	48.28%
Cast Votes:		2	100.00%	39	100.00%	17	100.00%	58	100.00%
Undervotes:		0		0		2		2	
Overvotes:		0		0		0		0	

## Precinct Results Report

## Denton County

## Unofficial Results

### Registered Voters

2643 of 53042 = 4.98%

### Precincts Reporting

20 of 20 = 100.00%

Run Time 12:08 PM

Run Date 02/07/2022

## City of Frisco Special Election

1/29/2022

Page 9

1026 - 1

894 of 5,039 registered voters = 17.74%

### City of Frisco City Council, Place 5 (Unexpired Term)

Choice	Party	Absentee Voting		Early Voting		Election Day Voting		Total	
Sai Krishna		2	5.26%	12	1.85%	5	2.42%	19	2.13%
Laura Rummel		9	23.68%	392	60.40%	156	75.36%	557	62.30%
Tracie Reveal Shipman		27	71.05%	245	37.75%	46	22.22%	318	35.57%
Cast Votes:		38	100.00%	649	100.00%	207	100.00%	894	100.00%
Undervotes:		0		0		0		0	
Overvotes:		0		0		0		0	

## Precinct Results Report

## Denton County

## Unofficial Results

### Registered Voters

2643 of 53042 = 4.98%

### Precincts Reporting

20 of 20 = 100.00%

Run Time 12:08 PM

Run Date 02/07/2022

1/29/2022

Page 10

1032 - 1

223 of 4,473 registered voters = 4.99%

### City of Frisco City Council, Place 5 (Unexpired Term)

Choice	Party	Absentee Voting		Early Voting		Election Day Voting		Total	
Sai Krishna		0	0.00%	4	3.08%	4	4.49%	8	3.60%
Laura Rummel		3	100.00%	53	40.77%	48	53.93%	104	46.85%
Tracie Reveal Shipman		0	0.00%	73	56.15%	37	41.57%	110	49.55%
Cast Votes:		3	100.00%	130	100.00%	89	100.00%	222	100.00%
Undervotes:		0		0		1		1	
Overvotes:		0		0		0		0	

## Precinct Results Report

## Denton County

## Unofficial Results

### Registered Voters

2643 of 53042 = 4.98%

### Precincts Reporting

20 of 20 = 100.00%

## City of Frisco Special Election

1/29/2022

Page 11

Run Time 12:08 PM

Run Date 02/07/2022

1033 - 1

107 of 2,971 registered voters = 3.60%

### City of Frisco City Council, Place 5 (Unexpired Term)

Choice	Party	Absentee Voting		Early Voting		Election Day Voting		Total	
Sai Krishna		0	0.00%	4	6.15%	1	2.44%	5	4.72%
Laura Rummel		0	0.00%	42	64.62%	29	70.73%	71	66.98%
Tracie Reveal Shipman		0	0.00%	19	29.23%	11	26.83%	30	28.30%
Cast Votes:		0	0.00%	65	100.00%	41	100.00%	106	100.00%
Undervotes:		0		1		0		1	
Overvotes:		0		0		0		0	

**Precinct Results Report****Denton County****Unofficial Results****Registered Voters**

2643 of 53042 = 4.98%

**Precincts Reporting**

20 of 20 = 100.00%

## City of Frisco Special Election

1/29/2022

Page 12

Run Time 12:08 PM

Run Date 02/07/2022

**1036 - 1**

95 of 3,740 registered voters = 2.54%

**City of Frisco City Council, Place 5 (Unexpired Term)**

Choice	Party	Absentee Voting		Early Voting		Election Day Voting		Total	
Sai Krishna		2	66.67%	8	17.78%	6	13.04%	16	17.02%
Laura Rummel		1	33.33%	20	44.44%	27	58.70%	48	51.06%
Tracie Reveal Shipman		0	0.00%	17	37.78%	13	28.26%	30	31.91%
Cast Votes:		3	100.00%	45	100.00%	46	100.00%	94	100.00%
Undervotes:		0		1		0		1	
Overvotes:		0		0		0		0	

**Precinct Results Report****Denton County****Unofficial Results****Registered Voters**

2643 of 53042 = 4.98%

**Precincts Reporting**

20 of 20 = 100.00%

Run Time 12:08 PM

Run Date 02/07/2022

## City of Frisco Special Election

1/29/2022

Page 13

**1037 - 1**

36 of 1,734 registered voters = 2.08%

**City of Frisco City Council, Place 5 (Unexpired Term)**

Choice	Party	Absentee Voting		Early Voting		Election Day Voting		Total	
Sai Krishna		0	0.00%	0	0.00%	2	11.76%	2	5.56%
Laura Rummel		0	0.00%	8	44.44%	5	29.41%	13	36.11%
Tracie Reveal Shipman		1	100.00%	10	55.56%	10	58.82%	21	58.33%
Cast Votes:		1	100.00%	18	100.00%	17	100.00%	36	100.00%
Undervotes:		0		0		0		0	
Overvotes:		0		0		0		0	

## Precinct Results Report

## Denton County

## Unofficial Results

### Registered Voters

2643 of 53042 = 4.98%

### Precincts Reporting

20 of 20 = 100.00%

Run Time 12:08 PM

Run Date 02/07/2022

## City of Frisco Special Election

1/29/2022

Page 14

1039 - 1

2 of 325 registered voters = 0.62%

### City of Frisco City Council, Place 5 (Unexpired Term)

Choice	Party	Absentee Voting		Early Voting		Election Day Voting		Total	
Sai Krishna		0	0.00%	0	0.00%	0	0.00%	0	0.00%
Laura Rummel		0	0.00%	0	0.00%	2	100.00%	2	100.00%
Tracie Reveal Shipman		0	0.00%	0	0.00%	0	0.00%	0	0.00%
Cast Votes:		0	0.00%	0	0.00%	2	100.00%	2	100.00%
Undervotes:		0		0		0		0	
Overvotes:		0		0		0		0	



## Precinct Results Report

## Denton County

## Unofficial Results

### Registered Voters

2643 of 53042 = 4.98%

### Precincts Reporting

20 of 20 = 100.00%

## City of Frisco Special Election

1/29/2022

Page 15

Run Time 12:08 PM

Run Date 02/07/2022

1040 - 1

0 of 0 registered voters = 0.00%

### City of Frisco City Council, Place 5 (Unexpired Term)

Choice	Party	Absentee Voting		Early Voting		Election Day Voting		Total	
Sai Krishna		0	0.00%	0	0.00%	0	0.00%	0	0.00%
Laura Rummel		0	0.00%	0	0.00%	0	0.00%	0	0.00%
Tracie Reveal Shipman		0	0.00%	0	0.00%	0	0.00%	0	0.00%
Cast Votes:		0	0.00%	0	0.00%	0	0.00%	0	0.00%
Undervotes:		0		0		0		0	
Overvotes:		0		0		0		0	

**Precinct Results Report****Denton County****Unofficial Results****Registered Voters**

2643 of 53042 = 4.98%

**Precincts Reporting**

20 of 20 = 100.00%

## City of Frisco Special Election

1/29/2022

Page 16

Run Time 12:08 PM

Run Date 02/07/2022

**2080 - 1**

146 of 2,726 registered voters = 5.36%

**City of Frisco City Council, Place 5 (Unexpired Term)**

Choice	Party	Absentee Voting		Early Voting		Election Day Voting		Total	
Sai Krishna		0	0.00%	5	5.95%	10	16.39%	15	10.27%
Laura Rummel		0	0.00%	57	67.86%	30	49.18%	87	59.59%
Tracie Reveal Shipman		1	100.00%	22	26.19%	21	34.43%	44	30.14%
Cast Votes:		1	100.00%	84	100.00%	61	100.00%	146	100.00%
Undervotes:		0		0		0		0	
Overvotes:		0		0		0		0	

## Precinct Results Report

## Denton County

## Unofficial Results

### Registered Voters

2643 of 53042 = 4.98%

### Precincts Reporting

20 of 20 = 100.00%

Run Time 12:08 PM

Run Date 02/07/2022

## City of Frisco Special Election

1/29/2022

Page 17

2081 - 1

94 of 3,836 registered voters = 2.45%

### City of Frisco City Council, Place 5 (Unexpired Term)

Choice	Party	Absentee Voting		Early Voting		Election Day Voting		Total	
Sai Krishna		1	100.00%	5	9.43%	3	7.50%	9	9.57%
Laura Rummel		0	0.00%	24	45.28%	21	52.50%	45	47.87%
Tracie Reveal Shipman		0	0.00%	24	45.28%	16	40.00%	40	42.55%
Cast Votes:		1	100.00%	53	100.00%	40	100.00%	94	100.00%
Undervotes:		0		0		0		0	
Overvotes:		0		0		0		0	

## Precinct Results Report

## Denton County

## Unofficial Results

### Registered Voters

2643 of 53042 = 4.98%

### Precincts Reporting

20 of 20 = 100.00%

Run Time 12:08 PM  
Run Date 02/07/2022

## City of Frisco Special Election

1/29/2022

Page 18

2082 - 1

43 of 1,442 registered voters = 2.98%

### City of Frisco City Council, Place 5 (Unexpired Term)

Choice	Party	Absentee Voting		Early Voting		Election Day Voting		Total	
Sai Krishna		0	0.00%	0	0.00%	8	50.00%	8	18.60%
Laura Rummel		0	0.00%	13	48.15%	4	25.00%	17	39.53%
Tracie Reveal Shipman		0	0.00%	14	51.85%	4	25.00%	18	41.86%
Cast Votes:		0	0.00%	27	100.00%	16	100.00%	43	100.00%
Undervotes:		0		0		0		0	
Overvotes:		0		0		0		0	

## Precinct Results Report

## Denton County

## Unofficial Results

### Registered Voters

2643 of 53042 = 4.98%

### Precincts Reporting

20 of 20 = 100.00%

Run Time 12:08 PM

Run Date 02/07/2022

## City of Frisco Special Election

1/29/2022

Page 19

2083 - 1 43 of 1,893 registered voters = 2.27%

### City of Frisco City Council, Place 5 (Unexpired Term)

Choice	Party	Absentee Voting		Early Voting		Election Day Voting		Total	
Sai Krishna		0	0.00%	1	3.45%	0	0.00%	1	2.33%
Laura Rummel		1	25.00%	17	58.62%	9	90.00%	27	62.79%
Tracie Reveal Shipman		3	75.00%	11	37.93%	1	10.00%	15	34.88%
Cast Votes:		4	100.00%	29	100.00%	10	100.00%	43	100.00%
Undervotes:		0		0		0		0	
Overvotes:		0		0		0		0	

**Precinct Results Report****Denton County****Unofficial Results****Registered Voters**

2643 of 53042 = 4.98%

**Precincts Reporting**

20 of 20 = 100.00%

Run Time 12:08 PM

Run Date 02/07/2022

## City of Frisco Special Election

1/29/2022

Page 20

**2089 - 1**

173 of 3,175 registered voters = 5.45%

**City of Frisco City Council, Place 5 (Unexpired Term)**

Choice	Party	Absentee Voting		Early Voting		Election Day Voting		Total	
Sai Krishna		1	20.00%	5	4.10%	2	4.35%	8	4.62%
Laura Rummel		2	40.00%	67	54.92%	29	63.04%	98	56.65%
Tracie Reveal Shipman		2	40.00%	50	40.98%	15	32.61%	67	38.73%
Cast Votes:		5	100.00%	122	100.00%	46	100.00%	173	100.00%
Undervotes:		0		0		0		0	
Overvotes:		0		0		0		0	

\*\*\* End of report \*\*\*