

AN ORDINANCE OF THE CITY COUNCIL OF THE CITY OF FRISCO, TEXAS, CANVASSING THE ELECTION RETURNS OF THE MAY 6, 2023 GENERAL ELECTION FOR THE PURPOSE OF ELECTING THE MAYOR AND TWO MEMBERS OF THE FRISCO CITY COUNCIL (PLACE NOS. 5 AND 6); DECLARING THE RESULTS OF THE GENERAL ELECTION; PROVIDING SAVINGS, REPEALING AND SEVERABILITY CLAUSES AND AN EFFECTIVE DATE.

WHEREAS, the City Council of the City of Frisco, Texas ("City Council") duly authorized a general election to be held within the City of Frisco, Texas ("City") on May 6, 2023 ("General Election") for the purpose of electing the Mayor and two members of the Frisco City Council (Place Nos. 5 and 6) which each such term being for a period of three years; and

WHEREAS, the General Election was administered by the Collin County Elections Administrator and the Denton County Elections Administrator; and

WHEREAS, the Collin County Elections Administrator and the Denton County Elections Administrator have made the return of the General Election results and delivered them to the City Council in the time and manner required by law; and

WHEREAS, the Collin County returns lawfully submitted to the City Council and filed with the City Secretary are set forth in Exhibit A and incorporated herein for all purposes; and

WHEREAS, the Denton County returns lawfully submitted to the City Council and filed with the City Secretary are set forth in Exhibit B and incorporated herein for all purposes; and

WHEREAS, the City Council finds that the General Election was duly called; that notice of the General Election was given in accordance with the law and City Charter; that the General Election was held in accordance with the law and City Charter; that the General Election returns were duly and legally made and delivered; and that there were cast at the General Election valid and legal votes; and

WHEREAS, the City Council finds and declares that the meeting at which this Ordinance is considered is open to the public as required by law, and that the public notice of the time, place and purpose of the meeting was given as required by Chapter 551 of the Texas Government Code, as amended; and

WHEREAS, the City Council, having canvassed the combined early voting and election day accumulated totals for the General Election, finds that the votes cast result in the following:

[The remainder of this page intentionally left blank.]

MAYOR

	<u>Votes</u>	<u>Percentage (%)</u>
JONATHAN DAVID SPENCER	620	3.00%
MARK PILAND	8,654	41.93%
JEFF CHENEY	11,365	55.07%

CITY COUNCIL, PLACE NO. 5

	<u>Votes</u>	<u>Percentage (%)</u>
ANWER AZAM	2,817	14.66%
LAURA RUMMEL	16,405	85.34%

CITY COUNCIL, PLACE NO. 6

	<u>Votes</u>	<u>Percentage (%)</u>
BRIAN LIVINGSTON	14,288	100%

NOW, THEREFORE, BE IT ORDAINED BY THE CITY COUNCIL OF THE CITY OF FRISCO, TEXAS:

SECTION 1: Findings Incorporated. The findings set forth above are incorporated into the body of this Ordinance as if fully set forth herein.

SECTION 2: Election Results. The returns of the General Election as set forth herein are declared to be official. Accordingly, Jeff Cheney is declared elected as Mayor, Laura Rummel is declared elected to City Council Place No. 5 and Brian Livingston is declared elected to City Council Place No. 6.

SECTION 3: Approval of Elections Results. The City Council approves and accepts the results of the General Election as set forth in the returns attached hereto as Exhibit A and Exhibit B, as determined by the majority vote of the qualified voters of the City.

SECTION 4: Severability. Should any section, subsection, sentence, clause or phrase of this Ordinance be declared unconstitutional and/or invalid by a court of competent jurisdiction, it is expressly provided that any and all remaining portions of this Ordinance shall remain in full force and effect. The City Council hereby declares that it would have passed this Ordinance, and each section, subsection, clause or phrase thereof, regardless of whether any one or more sections, subsections, sentences, clauses or phrases is declared unconstitutional and/or invalid.

SECTION 5: Savings/Repealing. All provisions of any ordinance in conflict with this Ordinance are hereby repealed to the extent they are in conflict. Any remaining portions of said ordinances shall remain in full force and effect.


SECTION 6: Effective Date. This Ordinance shall become effective from and after its adoption.

DULY PASSED AND APPROVED BY THE CITY COUNCIL OF THE CITY OF FRISCO, TEXAS ON THIS 16TH DAY OF MAY 2023.



Jeff Cheney, Mayor


**ATTESTED TO AND
CORRECTLY RECORDED BY:**



Kristi Morrow, City Secretary



APPROVED AS TO FORM:



Abernathy Roeder Boyd & Hullett P.C.
Ryan D. Pittman, City Attorneys

Exhibit A
Collin County Certified Election Results

STATE OF TEXAS

§

**CANVASS OF THE
CITY OF FRISCO
GENERAL AND SPECIAL
ELECTION**

COUNTY OF COLLIN


§

MAY 6, 2023

I, Bruce Sherbet, the undersigned Elections Administrator of Collin County, do hereby certify that I have made an actual check and comparison of all the ballots tabulated as voted with the Return Sheets, and the unused ballots as recorded on the Register of Official Ballots. I, therefore, make the following report of my findings from the May 6, 2023 City of Frisco General and Special Election that was held in Collin County, Texas.

I hereby certify the results to be a full, true and correct tabulation, audit and count of the votes cast in the said election.

WITNESS, my hand on this the 15th day of May 2023.



Bruce Sherbet
Elections Administrator
Collin County

Summary Results Report
Joint General and Special Election
May 6, 2023

FINAL RESULTS
CITY OF FRISCO
COLLIN COUNTY

Statistics	TOTAL	Election Day	Early Voting	Ballots By Mail	Provision al
Registered Voters - Total	689,552				
Ballots Cast - Total	81,936	26,407	54,298	1,138	93
Voter Turnout - Total	11.88%				

Summary Results Report
Joint General and Special Election
May 6, 2023

FINAL RESULTS
CITY OF FRISCO
COLLIN COUNTY

Mayor – City of Frisco

Vote For 1

	TOTAL	VOTE %		Election Day	Early Voting	Ballots By Mail	Provisional
Jonathan David Spencer	363	3.66%	<div><div></div></div>	155	201	6	1
Mark Piland	3,850	38.84%	<div><div></div></div>	1,297	2,522	31	0
Jeff Cheney	5,700	57.50%	<div><div></div></div>	1,895	3,765	38	2
Total Votes Cast	9,913	100.00%	<div><div></div></div>	3,347	6,488	75	3
Overvotes	0			0	0	0	0
Undervotes	382			141	238	3	0
Contest Totals	10,295			3,488	6,726	78	3

City Council, Place 5 – City of Frisco

Vote For 1

	TOTAL	VOTE %		Election Day	Early Voting	Ballots By Mail	Provisional
Anwer Azam	1,478	16.31%	<div><div></div></div>	567	897	14	0
Laura Rummel	7,586	83.69%	<div><div></div></div>	2,462	5,061	60	3
Total Votes Cast	9,064	100.00%	<div><div></div></div>	3,029	5,958	74	3
Overvotes	0			0	0	0	0
Undervotes	1,231			459	768	4	0
Contest Totals	10,295			3,488	6,726	78	3

City Council, Place 6 – City of Frisco

Vote For 1

	TOTAL	VOTE %		Election Day	Early Voting	Ballots By Mail	Provisional
Brian Livingston	6,467	100.00%	<div><div></div></div>	2,196	4,215	55	1
Total Votes Cast	6,467	100.00%	<div><div></div></div>	2,196	4,215	55	1
Overvotes	0			0	0	0	0
Undervotes	3,828			1,292	2,511	23	2
Contest Totals	10,295			3,488	6,726	78	3

Proposition A – City of Frisco

Vote For 1

	TOTAL	VOTE %		Election Day	Early Voting	Ballots By Mail	Provisional
For	6,608	69.47%	<div><div></div></div>	2,101	4,463	42	2
Against	2,904	30.53%	<div><div></div></div>	1,058	1,812	34	0
Total Votes Cast	9,512	100.00%	<div><div></div></div>	3,159	6,275	76	2
Overvotes	0			0	0	0	0
Undervotes	783			329	451	2	1
Contest Totals	10,295			3,488	6,726	78	3

Summary Results Report
Joint General and Special Election
May 6, 2023

FINAL RESULTS
CITY OF FRISCO
COLLIN COUNTY

Proposition B – City of Frisco

Vote For 1

	TOTAL	VOTE %		Election Day	Early Voting	Ballots By Mail	Provisional
For	6,845	71.81%	<div><div></div></div>	2,177	4,613	53	2
Against	2,687	28.19%	<div><div></div></div>	1,000	1,663	24	0
Total Votes Cast	9,532	100.00%	<div><div></div></div>	3,177	6,276	77	2
Overvotes	0			0	0	0	0
Undervotes	763			311	450	1	1
Contest Totals	10,295			3,488	6,726	78	3

Proposition C – City of Frisco

Vote For 1

	TOTAL	VOTE %		Election Day	Early Voting	Ballots By Mail	Provisional
For	6,031	63.77%	<div><div></div></div>	1,939	4,049	41	2
Against	3,427	36.23%	<div><div></div></div>	1,202	2,190	35	0
Total Votes Cast	9,458	100.00%	<div><div></div></div>	3,141	6,239	76	2
Overvotes	0			0	0	0	0
Undervotes	837			347	487	2	1
Contest Totals	10,295			3,488	6,726	78	3

Proposition D – City of Frisco

Vote For 1

	TOTAL	VOTE %		Election Day	Early Voting	Ballots By Mail	Provisional
For	6,628	69.60%	<div><div></div></div>	2,174	4,413	39	2
Against	2,895	30.40%	<div><div></div></div>	996	1,862	37	0
Total Votes Cast	9,523	100.00%	<div><div></div></div>	3,170	6,275	76	2
Overvotes	0			0	0	0	0
Undervotes	772			318	451	2	1
Contest Totals	10,295			3,488	6,726	78	3

Proposition E – City of Frisco





Vote For 1

	TOTAL	VOTE %		Election Day	Early Voting	Ballots By Mail	Provisional
For	4,931	52.14%	<div><div></div></div>	1,541	3,354	34	2
Against	4,527	47.86%	<div><div></div></div>	1,614	2,872	41	0
Total Votes Cast	9,458	100.00%	<div><div></div></div>	3,155	6,226	75	2
Overvotes	0			0	0	0	0
Undervotes	837			333	500	3	1
Contest Totals	10,295			3,488	6,726	78	3

PCT 030




Mayor – City of Frisco

Vote For 1

	TOTAL	VOTE %	Election Day	Early Voting	Ballots By Mail	Provisional
Jonathan David Spencer	19	2.05% 	9	9	1	0
Mark Piland	482	52.11% 	171	309	2	0
Jeff Cheney	424	45.84% 	123	299	2	0
Total Votes Cast	925	100.00% 	303	617	5	0
Overvotes	0		0	0	0	0
Undervotes	32		8	22	2	0
Contest Totals	957		311	639	7	0



City Council, Place 5 – City of Frisco

Vote For 1

	TOTAL	VOTE %	Election Day	Early Voting	Ballots By Mail	Provisional
Anwer Azam	125	14.92% 	48	77	0	0
Laura Rummel	713	85.08% 	223	483	7	0
Total Votes Cast	838	100.00% 	271	560	7	0
Overvotes	0		0	0	0	0
Undervotes	119		40	79	0	0
Contest Totals	957		311	639	7	0




City Council, Place 6 – City of Frisco

Vote For 1

	TOTAL	VOTE %	Election Day	Early Voting	Ballots By Mail	Provisional
Brian Livingston	600	100.00% 	204	389	7	0
Total Votes Cast	600	100.00% 	204	389	7	0
Overvotes	0		0	0	0	0
Undervotes	357		107	250	0	0
Contest Totals	957		311	639	7	0

Proposition A – City of Frisco

Vote For 1

	TOTAL	VOTE %	Election Day	Early Voting	Ballots By Mail	Provisional
For	629	70.04% 	195	429	5	0
Against	269	29.96% 	97	170	2	0
Total Votes Cast	898	100.00% 	292	599	7	0
Overvotes	0		0	0	0	0
Undervotes	59		19	40	0	0
Contest Totals	957		311	639	7	0

PCT 030

Proposition B – City of Frisco

Vote For 1

	TOTAL	VOTE %		Election Day	Early Voting	Ballots By Mail	Provisional
For	651	72.41%	<div><div></div></div>	198	448	5	0
Against	248	27.59%	<div><div></div></div>	94	152	2	0
Total Votes Cast	899	100.00%	<div><div></div></div>	292	600	7	0
Overvotes	0			0	0	0	0
Undervotes	58			19	39	0	0
Contest Totals	957			311	639	7	0

Proposition C – City of Frisco

Vote For 1

	TOTAL	VOTE %		Election Day	Early Voting	Ballots By Mail	Provisional
For	585	64.86%	<div><div></div></div>	173	407	5	0
Against	317	35.14%	<div><div></div></div>	120	195	2	0
Total Votes Cast	902	100.00%	<div><div></div></div>	293	602	7	0
Overvotes	0			0	0	0	0
Undervotes	55			18	37	0	0
Contest Totals	957			311	639	7	0

Proposition D – City of Frisco

Vote For 1

	TOTAL	VOTE %		Election Day	Early Voting	Ballots By Mail	Provisional
For	627	69.67%	<div><div></div></div>	198	426	3	0
Against	273	30.33%	<div><div></div></div>	94	175	4	0
Total Votes Cast	900	100.00%	<div><div></div></div>	292	601	7	0
Overvotes	0			0	0	0	0
Undervotes	57			19	38	0	0
Contest Totals	957			311	639	7	0

Proposition E – City of Frisco





Vote For 1

	TOTAL	VOTE %		Election Day	Early Voting	Ballots By Mail	Provisional
For	528	58.67%	<div><div></div></div>	168	357	3	0
Against	372	41.33%	<div><div></div></div>	126	242	4	0
Total Votes Cast	900	100.00%	<div><div></div></div>	294	599	7	0
Overvotes	0			0	0	0	0
Undervotes	57			17	40	0	0
Contest Totals	957			311	639	7	0

PCT 087




Mayor – City of Frisco

Vote For 1

	TOTAL	VOTE %	Election Day	Early Voting	Ballots By Mail	Provisional
Jonathan David Spencer	17	4.71% 	13	3	1	0
Mark Piland	81	22.44% 	43	38	0	0
Jeff Cheney	263	72.85% 	116	147	0	0
Total Votes Cast	361	100.00% 	172	188	1	0
Overvotes	0		0	0	0	0
Undervotes	8		6	2	0	0
Contest Totals	369		178	190	1	0



City Council, Place 5 – City of Frisco

Vote For 1

	TOTAL	VOTE %	Election Day	Early Voting	Ballots By Mail	Provisional
Anwer Azam	53	16.51% 	27	26	0	0
Laura Rummel	268	83.49% 	125	142	1	0
Total Votes Cast	321	100.00% 	152	168	1	0
Overvotes	0		0	0	0	0
Undervotes	48		26	22	0	0
Contest Totals	369		178	190	1	0




City Council, Place 6 – City of Frisco

Vote For 1

	TOTAL	VOTE %	Election Day	Early Voting	Ballots By Mail	Provisional
Brian Livingston	215	100.00% 	101	113	1	0
Total Votes Cast	215	100.00% 	101	113	1	0
Overvotes	0		0	0	0	0
Undervotes	154		77	77	0	0
Contest Totals	369		178	190	1	0

Proposition A – City of Frisco

Vote For 1

	TOTAL	VOTE %	Election Day	Early Voting	Ballots By Mail	Provisional
For	203	65.48% 	96	107	0	0
Against	107	34.52% 	54	53	0	0
Total Votes Cast	310	100.00% 	150	160	0	0
Overvotes	0		0	0	0	0
Undervotes	59		28	30	1	0
Contest Totals	369		178	190	1	0

PCT 087

Proposition B – City of Frisco

Vote For 1

	TOTAL	VOTE %		Election Day	Early Voting	Ballots By Mail	Provisional
For	198	64.08%	<div><div></div></div>	98	100	0	0
Against	111	35.92%	<div><div></div></div>	51	60	0	0
Total Votes Cast	309	100.00%	<div><div></div></div>	149	160	0	0
Overvotes	0			0	0	0	0
Undervotes	60			29	30	1	0
Contest Totals	369			178	190	1	0

Proposition C – City of Frisco

Vote For 1

	TOTAL	VOTE %		Election Day	Early Voting	Ballots By Mail	Provisional
For	196	63.43%	<div><div></div></div>	95	101	0	0
Against	113	36.57%	<div><div></div></div>	54	59	0	0
Total Votes Cast	309	100.00%	<div><div></div></div>	149	160	0	0
Overvotes	0			0	0	0	0
Undervotes	60			29	30	1	0
Contest Totals	369			178	190	1	0

Proposition D – City of Frisco

Vote For 1

	TOTAL	VOTE %		Election Day	Early Voting	Ballots By Mail	Provisional
For	198	64.29%	<div><div></div></div>	98	100	0	0
Against	110	35.71%	<div><div></div></div>	52	58	0	0
Total Votes Cast	308	100.00%	<div><div></div></div>	150	158	0	0
Overvotes	0			0	0	0	0
Undervotes	61			28	32	1	0
Contest Totals	369			178	190	1	0

Proposition E – City of Frisco





Vote For 1

	TOTAL	VOTE %		Election Day	Early Voting	Ballots By Mail	Provisional
For	151	49.03%	<div><div></div></div>	74	77	0	0
Against	157	50.97%	<div><div></div></div>	74	83	0	0
Total Votes Cast	308	100.00%	<div><div></div></div>	148	160	0	0
Overvotes	0			0	0	0	0
Undervotes	61			30	30	1	0
Contest Totals	369			178	190	1	0

PCT 092




Mayor – City of Frisco

Vote For 1

	TOTAL	VOTE %	Election Day	Early Voting	Ballots By Mail	Provisional
Jonathan David Spencer	14	3.55% 	5	9	0	0
Mark Piland	168	42.64% 	70	95	3	0
Jeff Cheney	212	53.81% 	63	148	1	0
Total Votes Cast	394	100.00% 	138	252	4	0
Overvotes	0		0	0	0	0
Undervotes	13		3	10	0	0
Contest Totals	407		141	262	4	0



City Council, Place 5 – City of Frisco

Vote For 1

	TOTAL	VOTE %	Election Day	Early Voting	Ballots By Mail	Provisional
Anwer Azam	57	15.88% 	19	37	1	0
Laura Rummel	302	84.12% 	105	194	3	0
Total Votes Cast	359	100.00% 	124	231	4	0
Overvotes	0		0	0	0	0
Undervotes	48		17	31	0	0
Contest Totals	407		141	262	4	0




City Council, Place 6 – City of Frisco

Vote For 1

	TOTAL	VOTE %	Election Day	Early Voting	Ballots By Mail	Provisional
Brian Livingston	233	100.00% 	89	141	3	0
Total Votes Cast	233	100.00% 	89	141	3	0
Overvotes	0		0	0	0	0
Undervotes	174		52	121	1	0
Contest Totals	407		141	262	4	0

Proposition A – City of Frisco

Vote For 1

	TOTAL	VOTE %	Election Day	Early Voting	Ballots By Mail	Provisional
For	269	70.98% 	88	180	1	0
Against	110	29.02% 	43	65	2	0
Total Votes Cast	379	100.00% 	131	245	3	0
Overvotes	0		0	0	0	0
Undervotes	28		10	17	1	0
Contest Totals	407		141	262	4	0

PCT 092

Proposition B – City of Frisco

Vote For 1

	TOTAL	VOTE %		Election Day	Early Voting	Ballots By Mail	Provisional
For	288	75.20%	<div><div></div></div>	91	193	4	0
Against	95	24.80%	<div><div></div></div>	43	52	0	0
Total Votes Cast	383	100.00%	<div><div></div></div>	134	245	4	0
Overvotes	0			0	0	0	0
Undervotes	24			7	17	0	0
Contest Totals	407			141	262	4	0

Proposition C – City of Frisco

Vote For 1

	TOTAL	VOTE %		Election Day	Early Voting	Ballots By Mail	Provisional
For	247	65.52%	<div><div></div></div>	77	169	1	0
Against	130	34.48%	<div><div></div></div>	54	74	2	0
Total Votes Cast	377	100.00%	<div><div></div></div>	131	243	3	0
Overvotes	0			0	0	0	0
Undervotes	30			10	19	1	0
Contest Totals	407			141	262	4	0

Proposition D – City of Frisco

Vote For 1

	TOTAL	VOTE %		Election Day	Early Voting	Ballots By Mail	Provisional
For	269	70.42%	<div><div></div></div>	88	181	0	0
Against	113	29.58%	<div><div></div></div>	45	65	3	0
Total Votes Cast	382	100.00%	<div><div></div></div>	133	246	3	0
Overvotes	0			0	0	0	0
Undervotes	25			8	16	1	0
Contest Totals	407			141	262	4	0

Proposition E – City of Frisco

Vote For 1

	TOTAL	VOTE %		Election Day	Early Voting	Ballots By Mail	Provisional
For	220	58.05%	<div><div></div></div>	64	155	1	0
Against	159	41.95%	<div><div></div></div>	68	89	2	0
Total Votes Cast	379	100.00%	<div><div></div></div>	132	244	3	0
Overvotes	0			0	0	0	0
Undervotes	28			9	18	1	0
Contest Totals	407			141	262	4	0

PCT 101

Mayor – City of Frisco

Vote For 1

	TOTAL	VOTE %		Election Day	Early Voting	Ballots By Mail	Provisional
Jonathan David Spencer	13	2.54%	<div><div></div></div>	5	8	0	0
Mark Piland	233	45.60%	<div><div></div></div>	78	155	0	0
Jeff Cheney	265	51.86%	<div><div></div></div>	90	173	2	0
Total Votes Cast	511	100.00%	<div><div></div></div>	173	336	2	0
Overvotes	0			0	0	0	0
Undervotes	20			14	6	0	0
Contest Totals	531			187	342	2	0

City Council, Place 5 – City of Frisco

Vote For 1

	TOTAL	VOTE %		Election Day	Early Voting	Ballots By Mail	Provisional
Anwer Azam	88	18.57%	<div><div></div></div>	34	53	1	0
Laura Rummel	386	81.43%	<div><div></div></div>	124	261	1	0
Total Votes Cast	474	100.00%	<div><div></div></div>	158	314	2	0
Overvotes	0			0	0	0	0
Undervotes	57			29	28	0	0
Contest Totals	531			187	342	2	0

City Council, Place 6 – City of Frisco

Vote For 1

	TOTAL	VOTE %		Election Day	Early Voting	Ballots By Mail	Provisional
Brian Livingston	341	100.00%	<div><div></div></div>	110	229	2	0
Total Votes Cast	341	100.00%	<div><div></div></div>	110	229	2	0
Overvotes	0			0	0	0	0
Undervotes	190			77	113	0	0
Contest Totals	531			187	342	2	0

Proposition A – City of Frisco

Vote For 1

	TOTAL	VOTE %		Election Day	Early Voting	Ballots By Mail	Provisional
For	344	68.66%	<div><div></div></div>	102	241	1	0
Against	157	31.34%	<div><div></div></div>	69	87	1	0
Total Votes Cast	501	100.00%	<div><div></div></div>	171	328	2	0
Overvotes	0			0	0	0	0
Undervotes	30			16	14	0	0
Contest Totals	531			187	342	2	0

PCT 101

Proposition B – City of Frisco

Vote For 1

	TOTAL	VOTE %		Election Day	Early Voting	Ballots By Mail	Provisional
For	354	70.24%	<div><div></div></div>	113	240	1	0
Against	150	29.76%	<div><div></div></div>	61	88	1	0
Total Votes Cast	504	100.00%	<div><div></div></div>	174	328	2	0
Overvotes	0			0	0	0	0
Undervotes	27			13	14	0	0
Contest Totals	531			187	342	2	0

Proposition C – City of Frisco

Vote For 1

	TOTAL	VOTE %		Election Day	Early Voting	Ballots By Mail	Provisional
For	296	59.68%	<div><div></div></div>	93	202	1	0
Against	200	40.32%	<div><div></div></div>	75	124	1	0
Total Votes Cast	496	100.00%	<div><div></div></div>	168	326	2	0
Overvotes	0			0	0	0	0
Undervotes	35			19	16	0	0
Contest Totals	531			187	342	2	0

Proposition D – City of Frisco

Vote For 1

	TOTAL	VOTE %		Election Day	Early Voting	Ballots By Mail	Provisional
For	341	67.93%	<div><div></div></div>	108	232	1	0
Against	161	32.07%	<div><div></div></div>	63	97	1	0
Total Votes Cast	502	100.00%	<div><div></div></div>	171	329	2	0
Overvotes	0			0	0	0	0
Undervotes	29			16	13	0	0
Contest Totals	531			187	342	2	0

Proposition E – City of Frisco

Vote For 1

	TOTAL	VOTE %		Election Day	Early Voting	Ballots By Mail	Provisional
For	254	50.80%	<div><div></div></div>	71	183	0	0
Against	246	49.20%	<div><div></div></div>	99	146	1	0
Total Votes Cast	500	100.00%	<div><div></div></div>	170	329	1	0
Overvotes	0			0	0	0	0
Undervotes	31			17	13	1	0
Contest Totals	531			187	342	2	0

PCT 111

Mayor – City of Frisco

Vote For 1

	TOTAL	VOTE %	Election Day	Early Voting	Ballots By Mail	Provisional
Jonathan David Spencer	9	1.95%	2	7	0	0
Mark Piland	242	52.38%	85	155	2	0
Jeff Cheney	211	45.67%	74	133	4	0
Total Votes Cast	462	100.00%	161	295	6	0
Overvotes	0		0	0	0	0
Undervotes	8		3	5	0	0
Contest Totals	470		164	300	6	0

City Council, Place 5 – City of Frisco

Vote For 1

	TOTAL	VOTE %	Election Day	Early Voting	Ballots By Mail	Provisional
Anwer Azam	51	12.26%	15	36	0	0
Laura Rummel	365	87.74%	122	237	6	0
Total Votes Cast	416	100.00%	137	273	6	0
Overvotes	0		0	0	0	0
Undervotes	54		27	27	0	0
Contest Totals	470		164	300	6	0

City Council, Place 6 – City of Frisco

Vote For 1

	TOTAL	VOTE %	Election Day	Early Voting	Ballots By Mail	Provisional
Brian Livingston	312	100.00%	112	196	4	0
Total Votes Cast	312	100.00%	112	196	4	0
Overvotes	0		0	0	0	0
Undervotes	158		52	104	2	0
Contest Totals	470		164	300	6	0

Proposition A – City of Frisco

Vote For 1

	TOTAL	VOTE %	Election Day	Early Voting	Ballots By Mail	Provisional
For	314	70.56%	109	202	3	0
Against	131	29.44%	42	86	3	0
Total Votes Cast	445	100.00%	151	288	6	0
Overvotes	0		0	0	0	0
Undervotes	25		13	12	0	0
Contest Totals	470		164	300	6	0

PCT 111

Proposition B – City of Frisco

Vote For 1

	TOTAL	VOTE %		Election Day	Early Voting	Ballots By Mail	Provisional
For	322	72.20%	<div><div></div></div>	110	209	3	0
Against	124	27.80%	<div><div></div></div>	40	81	3	0
Total Votes Cast	446	100.00%	<div><div></div></div>	150	290	6	0
Overvotes	0			0	0	0	0
Undervotes	24			14	10	0	0
Contest Totals	470			164	300	6	0

Proposition C – City of Frisco

Vote For 1

	TOTAL	VOTE %		Election Day	Early Voting	Ballots By Mail	Provisional
For	281	63.29%	<div><div></div></div>	95	184	2	0
Against	163	36.71%	<div><div></div></div>	56	103	4	0
Total Votes Cast	444	100.00%	<div><div></div></div>	151	287	6	0
Overvotes	0			0	0	0	0
Undervotes	26			13	13	0	0
Contest Totals	470			164	300	6	0

Proposition D – City of Frisco

Vote For 1

	TOTAL	VOTE %		Election Day	Early Voting	Ballots By Mail	Provisional
For	306	68.61%	<div><div></div></div>	110	194	2	0
Against	140	31.39%	<div><div></div></div>	42	94	4	0
Total Votes Cast	446	100.00%	<div><div></div></div>	152	288	6	0
Overvotes	0			0	0	0	0
Undervotes	24			12	12	0	0
Contest Totals	470			164	300	6	0

Proposition E – City of Frisco





Vote For 1

	TOTAL	VOTE %		Election Day	Early Voting	Ballots By Mail	Provisional
For	214	47.45%	<div><div></div></div>	73	138	3	0
Against	237	52.55%	<div><div></div></div>	81	153	3	0
Total Votes Cast	451	100.00%	<div><div></div></div>	154	291	6	0
Overvotes	0			0	0	0	0
Undervotes	19			10	9	0	0
Contest Totals	470			164	300	6	0

PCT 117




Mayor – City of Frisco

Vote For 1

	TOTAL	VOTE %	Election Day	Early Voting	Ballots By Mail	Provisional
Jonathan David Spencer	18	3.45% 	3	15	0	0
Mark Piland	239	45.79% 	81	154	4	0
Jeff Cheney	265	50.77% 	78	183	3	1
Total Votes Cast	522	100.00% 	162	352	7	1
Overvotes	0		0	0	0	0
Undervotes	25		10	15	0	0
Contest Totals	547		172	367	7	1



City Council, Place 5 – City of Frisco

Vote For 1

	TOTAL	VOTE %	Election Day	Early Voting	Ballots By Mail	Provisional
Anwer Azam	83	17.29% 	29	52	2	0
Laura Rummel	397	82.71% 	116	275	5	1
Total Votes Cast	480	100.00% 	145	327	7	1
Overvotes	0		0	0	0	0
Undervotes	67		27	40	0	0
Contest Totals	547		172	367	7	1




City Council, Place 6 – City of Frisco

Vote For 1

	TOTAL	VOTE %	Election Day	Early Voting	Ballots By Mail	Provisional
Brian Livingston	333	100.00% 	106	222	5	0
Total Votes Cast	333	100.00% 	106	222	5	0
Overvotes	0		0	0	0	0
Undervotes	214		66	145	2	1
Contest Totals	547		172	367	7	1

Proposition A – City of Frisco

Vote For 1

	TOTAL	VOTE %	Election Day	Early Voting	Ballots By Mail	Provisional
For	341	66.86% 	101	237	3	0
Against	169	33.14% 	57	108	4	0
Total Votes Cast	510	100.00% 	158	345	7	0
Overvotes	0		0	0	0	0
Undervotes	37		14	22	0	1
Contest Totals	547		172	367	7	1

PCT 117

Proposition B – City of Frisco

Vote For 1

	TOTAL	VOTE %		Election Day	Early Voting	Ballots By Mail	Provisional
For	351	68.42%	<div><div></div></div>	104	244	3	0
Against	162	31.58%	<div><div></div></div>	55	103	4	0
Total Votes Cast	513	100.00%	<div><div></div></div>	159	347	7	0
Overvotes	0			0	0	0	0
Undervotes	34			13	20	0	1
Contest Totals	547			172	367	7	1

Proposition C – City of Frisco

Vote For 1

	TOTAL	VOTE %		Election Day	Early Voting	Ballots By Mail	Provisional
For	304	59.96%	<div><div></div></div>	86	215	3	0
Against	203	40.04%	<div><div></div></div>	71	128	4	0
Total Votes Cast	507	100.00%	<div><div></div></div>	157	343	7	0
Overvotes	0			0	0	0	0
Undervotes	40			15	24	0	1
Contest Totals	547			172	367	7	1

Proposition D – City of Frisco

Vote For 1

	TOTAL	VOTE %		Election Day	Early Voting	Ballots By Mail	Provisional
For	337	65.95%	<div><div></div></div>	103	231	3	0
Against	174	34.05%	<div><div></div></div>	56	114	4	0
Total Votes Cast	511	100.00%	<div><div></div></div>	159	345	7	0
Overvotes	0			0	0	0	0
Undervotes	36			13	22	0	1
Contest Totals	547			172	367	7	1

Proposition E – City of Frisco

Vote For 1

	TOTAL	VOTE %		Election Day	Early Voting	Ballots By Mail	Provisional
For	253	50.00%	<div><div></div></div>	77	175	1	0
Against	253	50.00%	<div><div></div></div>	80	167	6	0
Total Votes Cast	506	100.00%	<div><div></div></div>	157	342	7	0
Overvotes	0			0	0	0	0
Undervotes	41			15	25	0	1
Contest Totals	547			172	367	7	1

PCT 118

Mayor – City of Frisco

Vote For 1

	TOTAL	VOTE %		Election Day	Early Voting	Ballots By Mail	Provisional
Jonathan David Spencer	21	2.95%	<div><div></div></div>	6	15	0	0
Mark Piland	314	44.10%	<div><div></div></div>	89	225	0	0
Jeff Cheney	377	52.95%	<div><div></div></div>	92	280	5	0
Total Votes Cast	712	100.00%	<div><div></div></div>	187	520	5	0
Overvotes	0			0	0	0	0
Undervotes	23			6	17	0	0
Contest Totals	735			193	537	5	0

City Council, Place 5 – City of Frisco

Vote For 1

	TOTAL	VOTE %		Election Day	Early Voting	Ballots By Mail	Provisional
Anwer Azam	84	13.15%	<div><div></div></div>	29	54	1	0
Laura Rummel	555	86.85%	<div><div></div></div>	135	416	4	0
Total Votes Cast	639	100.00%	<div><div></div></div>	164	470	5	0
Overvotes	0			0	0	0	0
Undervotes	96			29	67	0	0
Contest Totals	735			193	537	5	0

City Council, Place 6 – City of Frisco

Vote For 1

	TOTAL	VOTE %		Election Day	Early Voting	Ballots By Mail	Provisional
Brian Livingston	442	100.00%	<div><div></div></div>	112	328	2	0
Total Votes Cast	442	100.00%	<div><div></div></div>	112	328	2	0
Overvotes	0			0	0	0	0
Undervotes	293			81	209	3	0
Contest Totals	735			193	537	5	0

Proposition A – City of Frisco

Vote For 1

	TOTAL	VOTE %		Election Day	Early Voting	Ballots By Mail	Provisional
For	502	72.44%	<div><div></div></div>	123	374	5	0
Against	191	27.56%	<div><div></div></div>	59	132	0	0
Total Votes Cast	693	100.00%	<div><div></div></div>	182	506	5	0
Overvotes	0			0	0	0	0
Undervotes	42			11	31	0	0
Contest Totals	735			193	537	5	0

PCT 118

Proposition B – City of Frisco

Vote For 1

	TOTAL	VOTE %		Election Day	Early Voting	Ballots By Mail	Provisional
For	516	74.46%	<div><div></div></div>	124	387	5	0
Against	177	25.54%	<div><div></div></div>	59	118	0	0
Total Votes Cast	693	100.00%	<div><div></div></div>	183	505	5	0
Overvotes	0			0	0	0	0
Undervotes	42			10	32	0	0
Contest Totals	735			193	537	5	0

Proposition C – City of Frisco

Vote For 1

	TOTAL	VOTE %		Election Day	Early Voting	Ballots By Mail	Provisional
For	469	68.07%	<div><div></div></div>	114	350	5	0
Against	220	31.93%	<div><div></div></div>	69	151	0	0
Total Votes Cast	689	100.00%	<div><div></div></div>	183	501	5	0
Overvotes	0			0	0	0	0
Undervotes	46			10	36	0	0
Contest Totals	735			193	537	5	0

Proposition D – City of Frisco

Vote For 1

	TOTAL	VOTE %		Election Day	Early Voting	Ballots By Mail	Provisional
For	510	73.70%	<div><div></div></div>	131	376	3	0
Against	182	26.30%	<div><div></div></div>	53	127	2	0
Total Votes Cast	692	100.00%	<div><div></div></div>	184	503	5	0
Overvotes	0			0	0	0	0
Undervotes	43			9	34	0	0
Contest Totals	735			193	537	5	0

Proposition E – City of Frisco





Vote For 1

	TOTAL	VOTE %		Election Day	Early Voting	Ballots By Mail	Provisional
For	378	55.34%	<div><div></div></div>	81	292	5	0
Against	305	44.66%	<div><div></div></div>	97	208	0	0
Total Votes Cast	683	100.00%	<div><div></div></div>	178	500	5	0
Overvotes	0			0	0	0	0
Undervotes	52			15	37	0	0
Contest Totals	735			193	537	5	0

PCT 127




Mayor – City of Frisco

Vote For 1

	TOTAL	VOTE %	Election Day	Early Voting	Ballots By Mail	Provisional
Jonathan David Spencer	22	4.63% 	8	14	0	0
Mark Piland	199	41.89% 	77	120	2	0
Jeff Cheney	254	53.47% 	76	173	5	0
Total Votes Cast	475	100.00% 	161	307	7	0
Overvotes	0		0	0	0	0
Undervotes	11		6	5	0	0
Contest Totals	486		167	312	7	0



City Council, Place 5 – City of Frisco

Vote For 1

	TOTAL	VOTE %	Election Day	Early Voting	Ballots By Mail	Provisional
Anwer Azam	57	13.38% 	15	38	4	0
Laura Rummel	369	86.62% 	120	246	3	0
Total Votes Cast	426	100.00% 	135	284	7	0
Overvotes	0		0	0	0	0
Undervotes	60		32	28	0	0
Contest Totals	486		167	312	7	0




City Council, Place 6 – City of Frisco

Vote For 1

	TOTAL	VOTE %	Election Day	Early Voting	Ballots By Mail	Provisional
Brian Livingston	294	100.00% 	102	187	5	0
Total Votes Cast	294	100.00% 	102	187	5	0
Overvotes	0		0	0	0	0
Undervotes	192		65	125	2	0
Contest Totals	486		167	312	7	0

Proposition A – City of Frisco

Vote For 1

	TOTAL	VOTE %	Election Day	Early Voting	Ballots By Mail	Provisional
For	307	67.62% 	95	210	2	0
Against	147	32.38% 	53	89	5	0
Total Votes Cast	454	100.00% 	148	299	7	0
Overvotes	0		0	0	0	0
Undervotes	32		19	13	0	0
Contest Totals	486		167	312	7	0

PCT 127

Proposition B – City of Frisco

Vote For 1

	TOTAL	VOTE %		Election Day	Early Voting	Ballots By Mail	Provisional
For	317	70.29%	<div><div></div></div>	88	225	4	0
Against	134	29.71%	<div><div></div></div>	59	72	3	0
Total Votes Cast	451	100.00%	<div><div></div></div>	147	297	7	0
Overvotes	0			0	0	0	0
Undervotes	35			20	15	0	0
Contest Totals	486			167	312	7	0

Proposition C – City of Frisco

Vote For 1

	TOTAL	VOTE %		Election Day	Early Voting	Ballots By Mail	Provisional
For	261	58.13%	<div><div></div></div>	72	187	2	0
Against	188	41.87%	<div><div></div></div>	72	111	5	0
Total Votes Cast	449	100.00%	<div><div></div></div>	144	298	7	0
Overvotes	0			0	0	0	0
Undervotes	37			23	14	0	0
Contest Totals	486			167	312	7	0

Proposition D – City of Frisco

Vote For 1

	TOTAL	VOTE %		Election Day	Early Voting	Ballots By Mail	Provisional
For	289	63.94%	<div><div></div></div>	84	202	3	0
Against	163	36.06%	<div><div></div></div>	62	97	4	0
Total Votes Cast	452	100.00%	<div><div></div></div>	146	299	7	0
Overvotes	0			0	0	0	0
Undervotes	34			21	13	0	0
Contest Totals	486			167	312	7	0

Proposition E – City of Frisco





Vote For 1

	TOTAL	VOTE %		Election Day	Early Voting	Ballots By Mail	Provisional
For	221	48.89%	<div><div></div></div>	66	154	1	0
Against	231	51.11%	<div><div></div></div>	81	144	6	0
Total Votes Cast	452	100.00%	<div><div></div></div>	147	298	7	0
Overvotes	0			0	0	0	0
Undervotes	34			20	14	0	0
Contest Totals	486			167	312	7	0

PCT 134




Mayor – City of Frisco

Vote For 1

	TOTAL	VOTE %	Election Day	Early Voting	Ballots By Mail	Provisional
Jonathan David Spencer	16	3.14% 	8	8	0	0
Mark Piland	203	39.88% 	57	143	3	0
Jeff Cheney	290	56.97% 	104	184	2	0
Total Votes Cast	509	100.00% 	169	335	5	0
Overvotes	0		0	0	0	0
Undervotes	15		8	7	0	0
Contest Totals	524		177	342	5	0



City Council, Place 5 – City of Frisco

Vote For 1

	TOTAL	VOTE %	Election Day	Early Voting	Ballots By Mail	Provisional
Anwer Azam	79	16.95% 	35	42	2	0
Laura Rummel	387	83.05% 	127	257	3	0
Total Votes Cast	466	100.00% 	162	299	5	0
Overvotes	0		0	0	0	0
Undervotes	58		15	43	0	0
Contest Totals	524		177	342	5	0




City Council, Place 6 – City of Frisco

Vote For 1

	TOTAL	VOTE %	Election Day	Early Voting	Ballots By Mail	Provisional
Brian Livingston	333	100.00% 	111	220	2	0
Total Votes Cast	333	100.00% 	111	220	2	0
Overvotes	0		0	0	0	0
Undervotes	191		66	122	3	0
Contest Totals	524		177	342	5	0

Proposition A – City of Frisco

Vote For 1

	TOTAL	VOTE %	Election Day	Early Voting	Ballots By Mail	Provisional
For	343	69.57% 	119	222	2	0
Against	150	30.43% 	46	101	3	0
Total Votes Cast	493	100.00% 	165	323	5	0
Overvotes	0		0	0	0	0
Undervotes	31		12	19	0	0
Contest Totals	524		177	342	5	0

PCT 134

Proposition B – City of Frisco

Vote For 1

	TOTAL	VOTE %		Election Day	Early Voting	Ballots By Mail	Provisional
For	354	72.54%	<div><div></div></div>	126	224	4	0
Against	134	27.46%	<div><div></div></div>	39	94	1	0
Total Votes Cast	488	100.00%	<div><div></div></div>	165	318	5	0
Overvotes	0			0	0	0	0
Undervotes	36			12	24	0	0
Contest Totals	524			177	342	5	0

Proposition C – City of Frisco

Vote For 1

	TOTAL	VOTE %		Election Day	Early Voting	Ballots By Mail	Provisional
For	320	65.31%	<div><div></div></div>	119	199	2	0
Against	170	34.69%	<div><div></div></div>	46	121	3	0
Total Votes Cast	490	100.00%	<div><div></div></div>	165	320	5	0
Overvotes	0			0	0	0	0
Undervotes	34			12	22	0	0
Contest Totals	524			177	342	5	0

Proposition D – City of Frisco

Vote For 1

	TOTAL	VOTE %		Election Day	Early Voting	Ballots By Mail	Provisional
For	342	70.08%	<div><div></div></div>	122	217	3	0
Against	146	29.92%	<div><div></div></div>	41	103	2	0
Total Votes Cast	488	100.00%	<div><div></div></div>	163	320	5	0
Overvotes	0			0	0	0	0
Undervotes	36			14	22	0	0
Contest Totals	524			177	342	5	0

Proposition E – City of Frisco





Vote For 1

	TOTAL	VOTE %		Election Day	Early Voting	Ballots By Mail	Provisional
For	262	53.47%	<div><div></div></div>	98	164	0	0
Against	228	46.53%	<div><div></div></div>	67	156	5	0
Total Votes Cast	490	100.00%	<div><div></div></div>	165	320	5	0
Overvotes	0			0	0	0	0
Undervotes	34			12	22	0	0
Contest Totals	524			177	342	5	0

PCT 146




Mayor – City of Frisco

Vote For 1

	TOTAL	VOTE %	Election Day	Early Voting	Ballots By Mail	Provisional
Jonathan David Spencer	30	5.08% 	9	21	0	0
Mark Piland	236	39.93% 	67	168	1	0
Jeff Cheney	325	54.99% 	80	245	0	0
Total Votes Cast	591	100.00% 	156	434	1	0
Overvotes	0		0	0	0	0
Undervotes	27		4	23	0	0
Contest Totals	618		160	457	1	0



City Council, Place 5 – City of Frisco

Vote For 1

	TOTAL	VOTE %	Election Day	Early Voting	Ballots By Mail	Provisional
Anwer Azam	80	14.79% 	32	48	0	0
Laura Rummel	461	85.21% 	113	347	1	0
Total Votes Cast	541	100.00% 	145	395	1	0
Overvotes	0		0	0	0	0
Undervotes	77		15	62	0	0
Contest Totals	618		160	457	1	0




City Council, Place 6 – City of Frisco

Vote For 1

	TOTAL	VOTE %	Election Day	Early Voting	Ballots By Mail	Provisional
Brian Livingston	388	100.00% 	109	278	1	0
Total Votes Cast	388	100.00% 	109	278	1	0
Overvotes	0		0	0	0	0
Undervotes	230		51	179	0	0
Contest Totals	618		160	457	1	0

Proposition A – City of Frisco

Vote For 1

	TOTAL	VOTE %	Election Day	Early Voting	Ballots By Mail	Provisional
For	383	66.96% 	90	292	1	0
Against	189	33.04% 	58	131	0	0
Total Votes Cast	572	100.00% 	148	423	1	0
Overvotes	0		0	0	0	0
Undervotes	46		12	34	0	0
Contest Totals	618		160	457	1	0

PCT 146

Proposition B – City of Frisco

Vote For 1

	TOTAL	VOTE %		Election Day	Early Voting	Ballots By Mail	Provisional
For	415	71.92%	<div><div></div></div>	104	310	1	0
Against	162	28.08%	<div><div></div></div>	43	119	0	0
Total Votes Cast	577	100.00%	<div><div></div></div>	147	429	1	0
Overvotes	0			0	0	0	0
Undervotes	41			13	28	0	0
Contest Totals	618			160	457	1	0

Proposition C – City of Frisco

Vote For 1

	TOTAL	VOTE %		Election Day	Early Voting	Ballots By Mail	Provisional
For	355	62.39%	<div><div></div></div>	93	261	1	0
Against	214	37.61%	<div><div></div></div>	55	159	0	0
Total Votes Cast	569	100.00%	<div><div></div></div>	148	420	1	0
Overvotes	0			0	0	0	0
Undervotes	49			12	37	0	0
Contest Totals	618			160	457	1	0

Proposition D – City of Frisco

Vote For 1

	TOTAL	VOTE %		Election Day	Early Voting	Ballots By Mail	Provisional
For	393	68.23%	<div><div></div></div>	105	287	1	0
Against	183	31.77%	<div><div></div></div>	44	139	0	0
Total Votes Cast	576	100.00%	<div><div></div></div>	149	426	1	0
Overvotes	0			0	0	0	0
Undervotes	42			11	31	0	0
Contest Totals	618			160	457	1	0

Proposition E – City of Frisco

Vote For 1

	TOTAL	VOTE %		Election Day	Early Voting	Ballots By Mail	Provisional
For	264	46.07%	<div><div></div></div>	59	204	1	0
Against	309	53.93%	<div><div></div></div>	87	222	0	0
Total Votes Cast	573	100.00%	<div><div></div></div>	146	426	1	0
Overvotes	0			0	0	0	0
Undervotes	45			14	31	0	0
Contest Totals	618			160	457	1	0

PCT 177

Mayor – City of Frisco

Vote For 1

	TOTAL	VOTE %		Election Day	Early Voting	Ballots By Mail	Provisional
Jonathan David Spencer	7	2.90%	<div><div></div></div>	0	7	0	0
Mark Piland	137	56.85%	<div><div></div></div>	41	95	1	0
Jeff Cheney	97	40.25%	<div><div></div></div>	24	73	0	0
Total Votes Cast	241	100.00%	<div><div></div></div>	65	175	1	0
Overvotes	0			0	0	0	0
Undervotes	9			2	7	0	0
Contest Totals	250			67	182	1	0

City Council, Place 5 – City of Frisco

Vote For 1

	TOTAL	VOTE %		Election Day	Early Voting	Ballots By Mail	Provisional
Anwer Azam	37	16.82%	<div><div></div></div>	7	30	0	0
Laura Rummel	183	83.18%	<div><div></div></div>	51	131	1	0
Total Votes Cast	220	100.00%	<div><div></div></div>	58	161	1	0
Overvotes	0			0	0	0	0
Undervotes	30			9	21	0	0
Contest Totals	250			67	182	1	0

City Council, Place 6 – City of Frisco

Vote For 1

	TOTAL	VOTE %		Election Day	Early Voting	Ballots By Mail	Provisional
Brian Livingston	180	100.00%	<div><div></div></div>	49	130	1	0
Total Votes Cast	180	100.00%	<div><div></div></div>	49	130	1	0
Overvotes	0			0	0	0	0
Undervotes	70			18	52	0	0
Contest Totals	250			67	182	1	0

Proposition A – City of Frisco

Vote For 1

	TOTAL	VOTE %		Election Day	Early Voting	Ballots By Mail	Provisional
For	158	65.83%	<div><div></div></div>	38	119	1	0
Against	82	34.17%	<div><div></div></div>	26	56	0	0
Total Votes Cast	240	100.00%	<div><div></div></div>	64	175	1	0
Overvotes	0			0	0	0	0
Undervotes	10			3	7	0	0
Contest Totals	250			67	182	1	0

PCT 177

Proposition B – City of Frisco

Vote For 1

	TOTAL	VOTE %		Election Day	Early Voting	Ballots By Mail	Provisional
For	162	67.78%	<div><div></div></div>	42	119	1	0
Against	77	32.22%	<div><div></div></div>	22	55	0	0
Total Votes Cast	239	100.00%	<div><div></div></div>	64	174	1	0
Overvotes	0			0	0	0	0
Undervotes	11			3	8	0	0
Contest Totals	250			67	182	1	0

Proposition C – City of Frisco

Vote For 1

	TOTAL	VOTE %		Election Day	Early Voting	Ballots By Mail	Provisional
For	127	54.04%	<div><div></div></div>	33	93	1	0
Against	108	45.96%	<div><div></div></div>	29	79	0	0
Total Votes Cast	235	100.00%	<div><div></div></div>	62	172	1	0
Overvotes	0			0	0	0	0
Undervotes	15			5	10	0	0
Contest Totals	250			67	182	1	0

Proposition D – City of Frisco

Vote For 1

	TOTAL	VOTE %		Election Day	Early Voting	Ballots By Mail	Provisional
For	151	62.92%	<div><div></div></div>	38	112	1	0
Against	89	37.08%	<div><div></div></div>	26	63	0	0
Total Votes Cast	240	100.00%	<div><div></div></div>	64	175	1	0
Overvotes	0			0	0	0	0
Undervotes	10			3	7	0	0
Contest Totals	250			67	182	1	0

Proposition E – City of Frisco

Vote For 1

	TOTAL	VOTE %		Election Day	Early Voting	Ballots By Mail	Provisional
For	110	46.41%	<div><div></div></div>	33	76	1	0
Against	127	53.59%	<div><div></div></div>	32	95	0	0
Total Votes Cast	237	100.00%	<div><div></div></div>	65	171	1	0
Overvotes	0			0	0	0	0
Undervotes	13			2	11	0	0
Contest Totals	250			67	182	1	0

PCT 184

Mayor – City of Frisco

Vote For 1

	TOTAL	VOTE %		Election Day	Early Voting	Ballots By Mail	Provision al
Jonathan David Spencer	15	10.14%	<div><div></div></div>	8	4	3	0
Mark Piland	56	37.84%	<div><div></div></div>	15	39	2	0
Jeff Cheney	77	52.03%	<div><div></div></div>	22	55	0	0
Total Votes Cast	148	100.00%	<div><div></div></div>	45	98	5	0
Overvotes	0			0	0	0	0
Undervotes	7			2	5	0	0
Contest Totals	155			47	103	5	0

City Council, Place 5 – City of Frisco

Vote For 1

	TOTAL	VOTE %		Election Day	Early Voting	Ballots By Mail	Provision al
Anwer Azam	22	16.79%	<div><div></div></div>	9	13	0	0
Laura Rummel	109	83.21%	<div><div></div></div>	29	77	3	0
Total Votes Cast	131	100.00%	<div><div></div></div>	38	90	3	0
Overvotes	0			0	0	0	0
Undervotes	24			9	13	2	0
Contest Totals	155			47	103	5	0

City Council, Place 6 – City of Frisco

Vote For 1

	TOTAL	VOTE %		Election Day	Early Voting	Ballots By Mail	Provision al
Brian Livingston	103	100.00%	<div><div></div></div>	33	68	2	0
Total Votes Cast	103	100.00%	<div><div></div></div>	33	68	2	0
Overvotes	0			0	0	0	0
Undervotes	52			14	35	3	0
Contest Totals	155			47	103	5	0

Proposition A – City of Frisco

Vote For 1

	TOTAL	VOTE %		Election Day	Early Voting	Ballots By Mail	Provision al
For	114	77.03%	<div><div></div></div>	35	77	2	0
Against	34	22.97%	<div><div></div></div>	11	20	3	0
Total Votes Cast	148	100.00%	<div><div></div></div>	46	97	5	0
Overvotes	0			0	0	0	0
Undervotes	7			1	6	0	0
Contest Totals	155			47	103	5	0

PCT 184

Proposition B – City of Frisco

Vote For 1

	TOTAL	VOTE %		Election Day	Early Voting	Ballots By Mail	Provisional
For	121	81.76%	<div><div></div></div>	34	83	4	0
Against	27	18.24%	<div><div></div></div>	11	15	1	0
Total Votes Cast	148	100.00%	<div><div></div></div>	45	98	5	0
Overvotes	0			0	0	0	0
Undervotes	7			2	5	0	0
Contest Totals	155			47	103	5	0

Proposition C – City of Frisco

Vote For 1

	TOTAL	VOTE %		Election Day	Early Voting	Ballots By Mail	Provisional
For	112	76.19%	<div><div></div></div>	35	73	4	0
Against	35	23.81%	<div><div></div></div>	9	25	1	0
Total Votes Cast	147	100.00%	<div><div></div></div>	44	98	5	0
Overvotes	0			0	0	0	0
Undervotes	8			3	5	0	0
Contest Totals	155			47	103	5	0

Proposition D – City of Frisco

Vote For 1

	TOTAL	VOTE %		Election Day	Early Voting	Ballots By Mail	Provisional
For	120	81.63%	<div><div></div></div>	35	81	4	0
Against	27	18.37%	<div><div></div></div>	9	17	1	0
Total Votes Cast	147	100.00%	<div><div></div></div>	44	98	5	0
Overvotes	0			0	0	0	0
Undervotes	8			3	5	0	0
Contest Totals	155			47	103	5	0

Proposition E – City of Frisco

Vote For 1

	TOTAL	VOTE %		Election Day	Early Voting	Ballots By Mail	Provisional
For	99	66.44%	<div><div></div></div>	28	67	4	0
Against	50	33.56%	<div><div></div></div>	18	31	1	0
Total Votes Cast	149	100.00%	<div><div></div></div>	46	98	5	0
Overvotes	0			0	0	0	0
Undervotes	6			1	5	0	0
Contest Totals	155			47	103	5	0

PCT 209

Mayor – City of Frisco

Vote For 1

	TOTAL	VOTE %		Election Day	Early Voting	Ballots By Mail	Provision al
Jonathan David Spencer	0	0.00%	<div><div></div></div>	0	0	0	0
Mark Piland	18	60.00%	<div><div></div></div>	8	10	0	0
Jeff Cheney	12	40.00%	<div><div></div></div>	1	11	0	0
Total Votes Cast	30	100.00%	<div><div></div></div>	9	21	0	0
Overvotes	0			0	0	0	0
Undervotes	3			0	3	0	0
Contest Totals	33			9	24	0	0

City Council, Place 5 – City of Frisco

Vote For 1

	TOTAL	VOTE %		Election Day	Early Voting	Ballots By Mail	Provision al
Anwer Azam	5	20.83%	<div><div></div></div>	1	4	0	0
Laura Rummel	19	79.17%	<div><div></div></div>	5	14	0	0
Total Votes Cast	24	100.00%	<div><div></div></div>	6	18	0	0
Overvotes	0			0	0	0	0
Undervotes	9			3	6	0	0
Contest Totals	33			9	24	0	0

City Council, Place 6 – City of Frisco

Vote For 1

	TOTAL	VOTE %		Election Day	Early Voting	Ballots By Mail	Provision al
Brian Livingston	16	100.00%	<div><div></div></div>	7	9	0	0
Total Votes Cast	16	100.00%	<div><div></div></div>	7	9	0	0
Overvotes	0			0	0	0	0
Undervotes	17			2	15	0	0
Contest Totals	33			9	24	0	0

Proposition A – City of Frisco

Vote For 1

	TOTAL	VOTE %		Election Day	Early Voting	Ballots By Mail	Provision al
For	14	42.42%	<div><div></div></div>	3	11	0	0
Against	19	57.58%	<div><div></div></div>	6	13	0	0
Total Votes Cast	33	100.00%	<div><div></div></div>	9	24	0	0
Overvotes	0			0	0	0	0
Undervotes	0			0	0	0	0
Contest Totals	33			9	24	0	0

PCT 209

Proposition B – City of Frisco

Vote For 1

	TOTAL	VOTE %		Election Day	Early Voting	Ballots By Mail	Provisional
For	15	45.45%	<div><div></div></div>	3	12	0	0
Against	18	54.55%	<div><div></div></div>	6	12	0	0
Total Votes Cast	33	100.00%	<div><div></div></div>	9	24	0	0
Overvotes	0			0	0	0	0
Undervotes	0			0	0	0	0
Contest Totals	33			9	24	0	0

Proposition C – City of Frisco

Vote For 1

	TOTAL	VOTE %		Election Day	Early Voting	Ballots By Mail	Provisional
For	12	37.50%	<div><div></div></div>	2	10	0	0
Against	20	62.50%	<div><div></div></div>	7	13	0	0
Total Votes Cast	32	100.00%	<div><div></div></div>	9	23	0	0
Overvotes	0			0	0	0	0
Undervotes	1			0	1	0	0
Contest Totals	33			9	24	0	0

Proposition D – City of Frisco

Vote For 1

	TOTAL	VOTE %		Election Day	Early Voting	Ballots By Mail	Provisional
For	13	40.62%	<div><div></div></div>	2	11	0	0
Against	19	59.38%	<div><div></div></div>	7	12	0	0
Total Votes Cast	32	100.00%	<div><div></div></div>	9	23	0	0
Overvotes	0			0	0	0	0
Undervotes	1			0	1	0	0
Contest Totals	33			9	24	0	0

Proposition E – City of Frisco

Vote For 1

	TOTAL	VOTE %		Election Day	Early Voting	Ballots By Mail	Provisional
For	13	39.39%	<div><div></div></div>	3	10	0	0
Against	20	60.61%	<div><div></div></div>	6	14	0	0
Total Votes Cast	33	100.00%	<div><div></div></div>	9	24	0	0
Overvotes	0			0	0	0	0
Undervotes	0			0	0	0	0
Contest Totals	33			9	24	0	0

PCT 212

Mayor – City of Frisco

Vote For 1

	TOTAL	VOTE %		Election Day	Early Voting	Ballots By Mail	Provisional
Jonathan David Spencer	45	4.23%	<div><div></div></div>	25	19	1	0
Mark Piland	258	24.23%	<div><div></div></div>	89	166	3	0
Jeff Cheney	762	71.55%	<div><div></div></div>	325	433	4	0
Total Votes Cast	1,065	100.00%	<div><div></div></div>	439	618	8	0
Overvotes	0			0	0	0	0
Undervotes	41			20	20	1	0
Contest Totals	1,106			459	638	9	0

City Council, Place 5 – City of Frisco

Vote For 1

	TOTAL	VOTE %		Election Day	Early Voting	Ballots By Mail	Provisional
Anwer Azam	170	17.47%	<div><div></div></div>	72	98	0	0
Laura Rummel	803	82.53%	<div><div></div></div>	327	469	7	0
Total Votes Cast	973	100.00%	<div><div></div></div>	399	567	7	0
Overvotes	0			0	0	0	0
Undervotes	133			60	71	2	0
Contest Totals	1,106			459	638	9	0

City Council, Place 6 – City of Frisco

Vote For 1

	TOTAL	VOTE %		Election Day	Early Voting	Ballots By Mail	Provisional
Brian Livingston	701	100.00%	<div><div></div></div>	287	409	5	0
Total Votes Cast	701	100.00%	<div><div></div></div>	287	409	5	0
Overvotes	0			0	0	0	0
Undervotes	405			172	229	4	0
Contest Totals	1,106			459	638	9	0

Proposition A – City of Frisco

Vote For 1

	TOTAL	VOTE %		Election Day	Early Voting	Ballots By Mail	Provisional
For	720	72.51%	<div><div></div></div>	279	437	4	0
Against	273	27.49%	<div><div></div></div>	119	149	5	0
Total Votes Cast	993	100.00%	<div><div></div></div>	398	586	9	0
Overvotes	0			0	0	0	0
Undervotes	113			61	52	0	0
Contest Totals	1,106			459	638	9	0

PCT 212

Proposition B – City of Frisco

Vote For 1

	TOTAL	VOTE %		Election Day	Early Voting	Ballots By Mail	Provisional
For	735	74.17%	<div><div></div></div>	286	446	3	0
Against	256	25.83%	<div><div></div></div>	114	136	6	0
Total Votes Cast	991	100.00%	<div><div></div></div>	400	582	9	0
Overvotes	0			0	0	0	0
Undervotes	115			59	56	0	0
Contest Totals	1,106			459	638	9	0

Proposition C – City of Frisco

Vote For 1

	TOTAL	VOTE %		Election Day	Early Voting	Ballots By Mail	Provisional
For	660	67.14%	<div><div></div></div>	260	396	4	0
Against	323	32.86%	<div><div></div></div>	134	184	5	0
Total Votes Cast	983	100.00%	<div><div></div></div>	394	580	9	0
Overvotes	0			0	0	0	0
Undervotes	123			65	58	0	0
Contest Totals	1,106			459	638	9	0

Proposition D – City of Frisco

Vote For 1

	TOTAL	VOTE %		Election Day	Early Voting	Ballots By Mail	Provisional
For	715	72.30%	<div><div></div></div>	281	431	3	0
Against	274	27.70%	<div><div></div></div>	117	151	6	0
Total Votes Cast	989	100.00%	<div><div></div></div>	398	582	9	0
Overvotes	0			0	0	0	0
Undervotes	117			61	56	0	0
Contest Totals	1,106			459	638	9	0

Proposition E – City of Frisco

Vote For 1

	TOTAL	VOTE %		Election Day	Early Voting	Ballots By Mail	Provisional
For	518	52.91%	<div><div></div></div>	197	319	2	0
Against	461	47.09%	<div><div></div></div>	197	257	7	0
Total Votes Cast	979	100.00%	<div><div></div></div>	394	576	9	0
Overvotes	0			0	0	0	0
Undervotes	127			65	62	0	0
Contest Totals	1,106			459	638	9	0

PCT 220

Mayor – City of Frisco

Vote For 1

	TOTAL	VOTE %		Election Day	Early Voting	Ballots By Mail	Provisional
Jonathan David Spencer	26	4.71%	<div><div></div></div>	12	14	0	0
Mark Piland	124	22.46%	<div><div></div></div>	49	75	0	0
Jeff Cheney	402	72.83%	<div><div></div></div>	157	243	2	0
Total Votes Cast	552	100.00%	<div><div></div></div>	218	332	2	0
Overvotes	0			0	0	0	0
Undervotes	21			10	11	0	0
Contest Totals	573			228	343	2	0

City Council, Place 5 – City of Frisco

Vote For 1

	TOTAL	VOTE %		Election Day	Early Voting	Ballots By Mail	Provisional
Anwer Azam	107	20.78%	<div><div></div></div>	50	57	0	0
Laura Rummel	408	79.22%	<div><div></div></div>	147	259	2	0
Total Votes Cast	515	100.00%	<div><div></div></div>	197	316	2	0
Overvotes	0			0	0	0	0
Undervotes	58			31	27	0	0
Contest Totals	573			228	343	2	0

City Council, Place 6 – City of Frisco

Vote For 1

	TOTAL	VOTE %		Election Day	Early Voting	Ballots By Mail	Provisional
Brian Livingston	367	100.00%	<div><div></div></div>	141	224	2	0
Total Votes Cast	367	100.00%	<div><div></div></div>	141	224	2	0
Overvotes	0			0	0	0	0
Undervotes	206			87	119	0	0
Contest Totals	573			228	343	2	0

Proposition A – City of Frisco

Vote For 1

	TOTAL	VOTE %		Election Day	Early Voting	Ballots By Mail	Provisional
For	368	71.73%	<div><div></div></div>	136	230	2	0
Against	145	28.27%	<div><div></div></div>	60	85	0	0
Total Votes Cast	513	100.00%	<div><div></div></div>	196	315	2	0
Overvotes	0			0	0	0	0
Undervotes	60			32	28	0	0
Contest Totals	573			228	343	2	0

PCT 220

Proposition B – City of Frisco

Vote For 1

	TOTAL	VOTE %		Election Day	Early Voting	Ballots By Mail	Provisional
For	391	75.92%	<div><div></div></div>	148	241	2	0
Against	124	24.08%	<div><div></div></div>	49	75	0	0
Total Votes Cast	515	100.00%	<div><div></div></div>	197	316	2	0
Overvotes	0			0	0	0	0
Undervotes	58			31	27	0	0
Contest Totals	573			228	343	2	0

Proposition C – City of Frisco

Vote For 1

	TOTAL	VOTE %		Election Day	Early Voting	Ballots By Mail	Provisional
For	346	67.58%	<div><div></div></div>	130	214	2	0
Against	166	32.42%	<div><div></div></div>	67	99	0	0
Total Votes Cast	512	100.00%	<div><div></div></div>	197	313	2	0
Overvotes	0			0	0	0	0
Undervotes	61			31	30	0	0
Contest Totals	573			228	343	2	0

Proposition D – City of Frisco

Vote For 1

	TOTAL	VOTE %		Election Day	Early Voting	Ballots By Mail	Provisional
For	390	75.44%	<div><div></div></div>	149	239	2	0
Against	127	24.56%	<div><div></div></div>	50	77	0	0
Total Votes Cast	517	100.00%	<div><div></div></div>	199	316	2	0
Overvotes	0			0	0	0	0
Undervotes	56			29	27	0	0
Contest Totals	573			228	343	2	0

Proposition E – City of Frisco





Vote For 1

	TOTAL	VOTE %		Election Day	Early Voting	Ballots By Mail	Provisional
For	280	55.23%	<div><div></div></div>	107	171	2	0
Against	227	44.77%	<div><div></div></div>	92	135	0	0
Total Votes Cast	507	100.00%	<div><div></div></div>	199	306	2	0
Overvotes	0			0	0	0	0
Undervotes	66			29	37	0	0
Contest Totals	573			228	343	2	0

PCT 225




Mayor – City of Frisco

Vote For 1

	TOTAL	VOTE %	Election Day	Early Voting	Ballots By Mail	Provisional
Jonathan David Spencer	27	4.31% 	17	10	0	0
Mark Piland	160	25.52% 	63	97	0	0
Jeff Cheney	440	70.18% 	151	285	4	0
Total Votes Cast	627	100.00% 	231	392	4	0
Overvotes	0		0	0	0	0
Undervotes	30		13	17	0	0
Contest Totals	657		244	409	4	0



City Council, Place 5 – City of Frisco

Vote For 1

	TOTAL	VOTE %	Election Day	Early Voting	Ballots By Mail	Provisional
Anwer Azam	108	18.21% 	48	60	0	0
Laura Rummel	485	81.79% 	169	312	4	0
Total Votes Cast	593	100.00% 	217	372	4	0
Overvotes	0		0	0	0	0
Undervotes	64		27	37	0	0
Contest Totals	657		244	409	4	0




City Council, Place 6 – City of Frisco

Vote For 1

	TOTAL	VOTE %	Election Day	Early Voting	Ballots By Mail	Provisional
Brian Livingston	423	100.00% 	153	268	2	0
Total Votes Cast	423	100.00% 	153	268	2	0
Overvotes	0		0	0	0	0
Undervotes	234		91	141	2	0
Contest Totals	657		244	409	4	0

Proposition A – City of Frisco

Vote For 1

	TOTAL	VOTE %	Election Day	Early Voting	Ballots By Mail	Provisional
For	414	70.53% 	149	261	4	0
Against	173	29.47% 	64	109	0	0
Total Votes Cast	587	100.00% 	213	370	4	0
Overvotes	0		0	0	0	0
Undervotes	70		31	39	0	0
Contest Totals	657		244	409	4	0

PCT 225

Proposition B – City of Frisco

Vote For 1

	TOTAL	VOTE %		Election Day	Early Voting	Ballots By Mail	Provisional
For	411	69.66%	<div><div></div></div>	144	263	4	0
Against	179	30.34%	<div><div></div></div>	73	106	0	0
Total Votes Cast	590	100.00%	<div><div></div></div>	217	369	4	0
Overvotes	0			0	0	0	0
Undervotes	67			27	40	0	0
Contest Totals	657			244	409	4	0

Proposition C – City of Frisco

Vote For 1

	TOTAL	VOTE %		Election Day	Early Voting	Ballots By Mail	Provisional
For	387	66.04%	<div><div></div></div>	136	249	2	0
Against	199	33.96%	<div><div></div></div>	76	121	2	0
Total Votes Cast	586	100.00%	<div><div></div></div>	212	370	4	0
Overvotes	0			0	0	0	0
Undervotes	71			32	39	0	0
Contest Totals	657			244	409	4	0

Proposition D – City of Frisco

Vote For 1

	TOTAL	VOTE %		Election Day	Early Voting	Ballots By Mail	Provisional
For	410	69.49%	<div><div></div></div>	155	251	4	0
Against	180	30.51%	<div><div></div></div>	61	119	0	0
Total Votes Cast	590	100.00%	<div><div></div></div>	216	370	4	0
Overvotes	0			0	0	0	0
Undervotes	67			28	39	0	0
Contest Totals	657			244	409	4	0

Proposition E – City of Frisco

Vote For 1

	TOTAL	VOTE %		Election Day	Early Voting	Ballots By Mail	Provisional
For	306	52.31%	<div><div></div></div>	102	200	4	0
Against	279	47.69%	<div><div></div></div>	112	167	0	0
Total Votes Cast	585	100.00%	<div><div></div></div>	214	367	4	0
Overvotes	0			0	0	0	0
Undervotes	72			30	42	0	0
Contest Totals	657			244	409	4	0

PCT 229

Mayor – City of Frisco

Vote For 1

	TOTAL	VOTE %		Election Day	Early Voting	Ballots By Mail	Provisional
Jonathan David Spencer	5	1.89%	<div><div></div></div>	1	4	0	0
Mark Piland	148	55.85%	<div><div></div></div>	34	112	2	0
Jeff Cheney	112	42.26%	<div><div></div></div>	27	82	2	1
Total Votes Cast	265	100.00%	<div><div></div></div>	62	198	4	1
Overvotes	0			0	0	0	0
Undervotes	5			0	5	0	0
Contest Totals	270			62	203	4	1

City Council, Place 5 – City of Frisco

Vote For 1

	TOTAL	VOTE %		Election Day	Early Voting	Ballots By Mail	Provisional
Anwer Azam	35	14.17%	<div><div></div></div>	7	28	0	0
Laura Rummel	212	85.83%	<div><div></div></div>	50	157	4	1
Total Votes Cast	247	100.00%	<div><div></div></div>	57	185	4	1
Overvotes	0			0	0	0	0
Undervotes	23			5	18	0	0
Contest Totals	270			62	203	4	1

City Council, Place 6 – City of Frisco

Vote For 1

	TOTAL	VOTE %		Election Day	Early Voting	Ballots By Mail	Provisional
Brian Livingston	177	100.00%	<div><div></div></div>	40	133	4	0
Total Votes Cast	177	100.00%	<div><div></div></div>	40	133	4	0
Overvotes	0			0	0	0	0
Undervotes	93			22	70	0	1
Contest Totals	270			62	203	4	1

Proposition A – City of Frisco

Vote For 1

	TOTAL	VOTE %		Election Day	Early Voting	Ballots By Mail	Provisional
For	168	66.93%	<div><div></div></div>	38	127	2	1
Against	83	33.07%	<div><div></div></div>	15	66	2	0
Total Votes Cast	251	100.00%	<div><div></div></div>	53	193	4	1
Overvotes	0			0	0	0	0
Undervotes	19			9	10	0	0
Contest Totals	270			62	203	4	1

PCT 229

Proposition B – City of Frisco

Vote For 1

	TOTAL	VOTE %		Election Day	Early Voting	Ballots By Mail	Provisional
For	191	76.40%	<div><div></div></div>	44	143	3	1
Against	59	23.60%	<div><div></div></div>	12	46	1	0
Total Votes Cast	250	100.00%	<div><div></div></div>	56	189	4	1
Overvotes	0			0	0	0	0
Undervotes	20			6	14	0	0
Contest Totals	270			62	203	4	1

Proposition C – City of Frisco

Vote For 1

	TOTAL	VOTE %		Election Day	Early Voting	Ballots By Mail	Provisional
For	153	62.45%	<div><div></div></div>	38	112	2	1
Against	92	37.55%	<div><div></div></div>	14	76	2	0
Total Votes Cast	245	100.00%	<div><div></div></div>	52	188	4	1
Overvotes	0			0	0	0	0
Undervotes	25			10	15	0	0
Contest Totals	270			62	203	4	1

Proposition D – City of Frisco

Vote For 1

	TOTAL	VOTE %		Election Day	Early Voting	Ballots By Mail	Provisional
For	171	68.40%	<div><div></div></div>	40	128	2	1
Against	79	31.60%	<div><div></div></div>	14	63	2	0
Total Votes Cast	250	100.00%	<div><div></div></div>	54	191	4	1
Overvotes	0			0	0	0	0
Undervotes	20			8	12	0	0
Contest Totals	270			62	203	4	1

Proposition E – City of Frisco

Vote For 1

	TOTAL	VOTE %		Election Day	Early Voting	Ballots By Mail	Provisional
For	138	55.65%	<div><div></div></div>	32	103	2	1
Against	110	44.35%	<div><div></div></div>	23	85	2	0
Total Votes Cast	248	100.00%	<div><div></div></div>	55	188	4	1
Overvotes	0			0	0	0	0
Undervotes	22			7	15	0	0
Contest Totals	270			62	203	4	1

PCT 234

Mayor – City of Frisco

Vote For 1

	TOTAL	VOTE %		Election Day	Early Voting	Ballots By Mail	Provision al
Jonathan David Spencer	21	4.11%	<div><div></div></div>	10	10	0	1
Mark Piland	174	34.05%	<div><div></div></div>	53	118	3	0
Jeff Cheney	316	61.84%	<div><div></div></div>	123	193	0	0
Total Votes Cast	511	100.00%	<div><div></div></div>	186	321	3	1
Overvotes	0			0	0	0	0
Undervotes	17			4	13	0	0
Contest Totals	528			190	334	3	1

City Council, Place 5 – City of Frisco

Vote For 1

	TOTAL	VOTE %		Election Day	Early Voting	Ballots By Mail	Provision al
Anwer Azam	99	20.84%	<div><div></div></div>	36	63	0	0
Laura Rummel	376	79.16%	<div><div></div></div>	132	240	3	1
Total Votes Cast	475	100.00%	<div><div></div></div>	168	303	3	1
Overvotes	0			0	0	0	0
Undervotes	53			22	31	0	0
Contest Totals	528			190	334	3	1

City Council, Place 6 – City of Frisco

Vote For 1

	TOTAL	VOTE %		Election Day	Early Voting	Ballots By Mail	Provision al
Brian Livingston	332	100.00%	<div><div></div></div>	112	216	3	1
Total Votes Cast	332	100.00%	<div><div></div></div>	112	216	3	1
Overvotes	0			0	0	0	0
Undervotes	196			78	118	0	0
Contest Totals	528			190	334	3	1

Proposition A – City of Frisco

Vote For 1

	TOTAL	VOTE %		Election Day	Early Voting	Ballots By Mail	Provision al
For	316	62.95%	<div><div></div></div>	105	209	1	1
Against	186	37.05%	<div><div></div></div>	69	115	2	0
Total Votes Cast	502	100.00%	<div><div></div></div>	174	324	3	1
Overvotes	0			0	0	0	0
Undervotes	26			16	10	0	0
Contest Totals	528			190	334	3	1

PCT 234

Proposition B – City of Frisco

Vote For 1

	TOTAL	VOTE %		Election Day	Early Voting	Ballots By Mail	Provisional
For	322	63.76%	<div><div></div></div>	114	206	1	1
Against	183	36.24%	<div><div></div></div>	63	118	2	0
Total Votes Cast	505	100.00%	<div><div></div></div>	177	324	3	1
Overvotes	0			0	0	0	0
Undervotes	23			13	10	0	0
Contest Totals	528			190	334	3	1

Proposition C – City of Frisco

Vote For 1

	TOTAL	VOTE %		Election Day	Early Voting	Ballots By Mail	Provisional
For	264	52.69%	<div><div></div></div>	95	167	1	1
Against	237	47.31%	<div><div></div></div>	78	157	2	0
Total Votes Cast	501	100.00%	<div><div></div></div>	173	324	3	1
Overvotes	0			0	0	0	0
Undervotes	27			17	10	0	0
Contest Totals	528			190	334	3	1

Proposition D – City of Frisco

Vote For 1

	TOTAL	VOTE %		Election Day	Early Voting	Ballots By Mail	Provisional
For	323	63.83%	<div><div></div></div>	116	205	1	1
Against	183	36.17%	<div><div></div></div>	60	121	2	0
Total Votes Cast	506	100.00%	<div><div></div></div>	176	326	3	1
Overvotes	0			0	0	0	0
Undervotes	22			14	8	0	0
Contest Totals	528			190	334	3	1

Proposition E – City of Frisco





Vote For 1

	TOTAL	VOTE %		Election Day	Early Voting	Ballots By Mail	Provisional
For	217	43.66%	<div><div></div></div>	72	143	1	1
Against	280	56.34%	<div><div></div></div>	99	179	2	0
Total Votes Cast	497	100.00%	<div><div></div></div>	171	322	3	1
Overvotes	0			0	0	0	0
Undervotes	31			19	12	0	0
Contest Totals	528			190	334	3	1

PCT 244




Mayor – City of Frisco

Vote For 1

	TOTAL	VOTE %	Election Day	Early Voting	Ballots By Mail	Provisional
Jonathan David Spencer	23	3.75% 	6	17	0	0
Mark Piland	204	33.22% 	66	138	0	0
Jeff Cheney	387	63.03% 	101	286	0	0
Total Votes Cast	614	100.00% 	173	441	0	0
Overvotes	0		0	0	0	0
Undervotes	39		8	31	0	0
Contest Totals	653		181	472	0	0



City Council, Place 5 – City of Frisco

Vote For 1

	TOTAL	VOTE %	Election Day	Early Voting	Ballots By Mail	Provisional
Anwer Azam	72	13.19% 	23	49	0	0
Laura Rummel	474	86.81% 	134	340	0	0
Total Votes Cast	546	100.00% 	157	389	0	0
Overvotes	0		0	0	0	0
Undervotes	107		24	83	0	0
Contest Totals	653		181	472	0	0




City Council, Place 6 – City of Frisco

Vote For 1

	TOTAL	VOTE %	Election Day	Early Voting	Ballots By Mail	Provisional
Brian Livingston	411	100.00% 	125	286	0	0
Total Votes Cast	411	100.00% 	125	286	0	0
Overvotes	0		0	0	0	0
Undervotes	242		56	186	0	0
Contest Totals	653		181	472	0	0

Proposition A – City of Frisco

Vote For 1

	TOTAL	VOTE %	Election Day	Early Voting	Ballots By Mail	Provisional
For	428	72.05% 	103	325	0	0
Against	166	27.95% 	67	99	0	0
Total Votes Cast	594	100.00% 	170	424	0	0
Overvotes	0		0	0	0	0
Undervotes	59		11	48	0	0
Contest Totals	653		181	472	0	0

PCT 244

Proposition B – City of Frisco

Vote For 1

	TOTAL	VOTE %		Election Day	Early Voting	Ballots By Mail	Provisional
For	444	74.25%	<div><div></div></div>	111	333	0	0
Against	154	25.75%	<div><div></div></div>	60	94	0	0
Total Votes Cast	598	100.00%	<div><div></div></div>	171	427	0	0
Overvotes	0			0	0	0	0
Undervotes	55			10	45	0	0
Contest Totals	653			181	472	0	0

Proposition C – City of Frisco

Vote For 1

	TOTAL	VOTE %		Election Day	Early Voting	Ballots By Mail	Provisional
For	414	70.17%	<div><div></div></div>	107	307	0	0
Against	176	29.83%	<div><div></div></div>	62	114	0	0
Total Votes Cast	590	100.00%	<div><div></div></div>	169	421	0	0
Overvotes	0			0	0	0	0
Undervotes	63			12	51	0	0
Contest Totals	653			181	472	0	0

Proposition D – City of Frisco

Vote For 1

	TOTAL	VOTE %		Election Day	Early Voting	Ballots By Mail	Provisional
For	458	76.33%	<div><div></div></div>	113	345	0	0
Against	142	23.67%	<div><div></div></div>	57	85	0	0
Total Votes Cast	600	100.00%	<div><div></div></div>	170	430	0	0
Overvotes	0			0	0	0	0
Undervotes	53			11	42	0	0
Contest Totals	653			181	472	0	0

Proposition E – City of Frisco

Vote For 1

	TOTAL	VOTE %		Election Day	Early Voting	Ballots By Mail	Provisional
For	313	53.32%	<div><div></div></div>	75	238	0	0
Against	274	46.68%	<div><div></div></div>	95	179	0	0
Total Votes Cast	587	100.00%	<div><div></div></div>	170	417	0	0
Overvotes	0			0	0	0	0
Undervotes	66			11	55	0	0
Contest Totals	653			181	472	0	0

PCT 245

Mayor – City of Frisco

Vote For 1

	TOTAL	VOTE %		Election Day	Early Voting	Ballots By Mail	Provisional
Jonathan David Spencer	5	2.48%	<div><div></div></div>	3	2	0	0
Mark Piland	98	48.51%	<div><div></div></div>	36	62	0	0
Jeff Cheney	99	49.01%	<div><div></div></div>	30	69	0	0
Total Votes Cast	202	100.00%	<div><div></div></div>	69	133	0	0
Overvotes	0			0	0	0	0
Undervotes	12			8	4	0	0
Contest Totals	214			77	137	0	0

City Council, Place 5 – City of Frisco

Vote For 1

	TOTAL	VOTE %		Election Day	Early Voting	Ballots By Mail	Provisional
Anwer Azam	22	11.64%	<div><div></div></div>	9	13	0	0
Laura Rummel	167	88.36%	<div><div></div></div>	61	106	0	0
Total Votes Cast	189	100.00%	<div><div></div></div>	70	119	0	0
Overvotes	0			0	0	0	0
Undervotes	25			7	18	0	0
Contest Totals	214			77	137	0	0

City Council, Place 6 – City of Frisco

Vote For 1

	TOTAL	VOTE %		Election Day	Early Voting	Ballots By Mail	Provisional
Brian Livingston	133	100.00%	<div><div></div></div>	49	84	0	0
Total Votes Cast	133	100.00%	<div><div></div></div>	49	84	0	0
Overvotes	0			0	0	0	0
Undervotes	81			28	53	0	0
Contest Totals	214			77	137	0	0

Proposition A – City of Frisco

Vote For 1

	TOTAL	VOTE %		Election Day	Early Voting	Ballots By Mail	Provisional
For	133	67.86%	<div><div></div></div>	49	84	0	0
Against	63	32.14%	<div><div></div></div>	22	41	0	0
Total Votes Cast	196	100.00%	<div><div></div></div>	71	125	0	0
Overvotes	0			0	0	0	0
Undervotes	18			6	12	0	0
Contest Totals	214			77	137	0	0

PCT 245

Proposition B – City of Frisco

Vote For 1

	TOTAL	VOTE %		Election Day	Early Voting	Ballots By Mail	Provisional
For	140	69.65%	<div><div></div></div>	46	94	0	0
Against	61	30.35%	<div><div></div></div>	26	35	0	0
Total Votes Cast	201	100.00%	<div><div></div></div>	72	129	0	0
Overvotes	0			0	0	0	0
Undervotes	13			5	8	0	0
Contest Totals	214			77	137	0	0

Proposition C – City of Frisco

Vote For 1

	TOTAL	VOTE %		Election Day	Early Voting	Ballots By Mail	Provisional
For	119	60.71%	<div><div></div></div>	44	75	0	0
Against	77	39.29%	<div><div></div></div>	28	49	0	0
Total Votes Cast	196	100.00%	<div><div></div></div>	72	124	0	0
Overvotes	0			0	0	0	0
Undervotes	18			5	13	0	0
Contest Totals	214			77	137	0	0

Proposition D – City of Frisco

Vote For 1

	TOTAL	VOTE %		Election Day	Early Voting	Ballots By Mail	Provisional
For	131	66.16%	<div><div></div></div>	49	82	0	0
Against	67	33.84%	<div><div></div></div>	24	43	0	0
Total Votes Cast	198	100.00%	<div><div></div></div>	73	125	0	0
Overvotes	0			0	0	0	0
Undervotes	16			4	12	0	0
Contest Totals	214			77	137	0	0

Proposition E – City of Frisco

Vote For 1

	TOTAL	VOTE %		Election Day	Early Voting	Ballots By Mail	Provisional
For	97	49.24%	<div><div></div></div>	29	68	0	0
Against	100	50.76%	<div><div></div></div>	44	56	0	0
Total Votes Cast	197	100.00%	<div><div></div></div>	73	124	0	0
Overvotes	0			0	0	0	0
Undervotes	17			4	13	0	0
Contest Totals	214			77	137	0	0

PCT 248

Mayor – City of Frisco

Vote For 1

	TOTAL	VOTE %		Election Day	Early Voting	Ballots By Mail	Provision al
Jonathan David Spencer	10	5.10%	<div><div></div></div>	5	5	0	0
Mark Piland	76	38.78%	<div><div></div></div>	25	48	3	0
Jeff Cheney	110	56.12%	<div><div></div></div>	38	70	2	0
Total Votes Cast	196	100.00%	<div><div></div></div>	68	123	5	0
Overvotes	0			0	0	0	0
Undervotes	16			6	10	0	0
Contest Totals	212			74	133	5	0

City Council, Place 5 – City of Frisco

Vote For 1

	TOTAL	VOTE %		Election Day	Early Voting	Ballots By Mail	Provision al
Anwer Azam	44	23.04%	<div><div></div></div>	22	19	3	0
Laura Rummel	147	76.96%	<div><div></div></div>	47	98	2	0
Total Votes Cast	191	100.00%	<div><div></div></div>	69	117	5	0
Overvotes	0			0	0	0	0
Undervotes	21			5	16	0	0
Contest Totals	212			74	133	5	0

City Council, Place 6 – City of Frisco

Vote For 1

	TOTAL	VOTE %		Election Day	Early Voting	Ballots By Mail	Provision al
Brian Livingston	133	100.00%	<div><div></div></div>	44	85	4	0
Total Votes Cast	133	100.00%	<div><div></div></div>	44	85	4	0
Overvotes	0			0	0	0	0
Undervotes	79			30	48	1	0
Contest Totals	212			74	133	5	0

Proposition A – City of Frisco

Vote For 1

	TOTAL	VOTE %		Election Day	Early Voting	Ballots By Mail	Provision al
For	140	70.00%	<div><div></div></div>	48	89	3	0
Against	60	30.00%	<div><div></div></div>	21	37	2	0
Total Votes Cast	200	100.00%	<div><div></div></div>	69	126	5	0
Overvotes	0			0	0	0	0
Undervotes	12			5	7	0	0
Contest Totals	212			74	133	5	0

PCT 248

Proposition B – City of Frisco

Vote For 1

	TOTAL	VOTE %		Election Day	Early Voting	Ballots By Mail	Provisional
For	147	73.87%	<div><div></div></div>	49	93	5	0
Against	52	26.13%	<div><div></div></div>	20	32	0	0
Total Votes Cast	199	100.00%	<div><div></div></div>	69	125	5	0
Overvotes	0			0	0	0	0
Undervotes	13			5	8	0	0
Contest Totals	212			74	133	5	0

Proposition C – City of Frisco

Vote For 1

	TOTAL	VOTE %		Election Day	Early Voting	Ballots By Mail	Provisional
For	123	61.81%	<div><div></div></div>	42	78	3	0
Against	76	38.19%	<div><div></div></div>	26	48	2	0
Total Votes Cast	199	100.00%	<div><div></div></div>	68	126	5	0
Overvotes	0			0	0	0	0
Undervotes	13			6	7	0	0
Contest Totals	212			74	133	5	0

Proposition D – City of Frisco

Vote For 1

	TOTAL	VOTE %		Election Day	Early Voting	Ballots By Mail	Provisional
For	134	68.02%	<div><div></div></div>	49	82	3	0
Against	63	31.98%	<div><div></div></div>	19	42	2	0
Total Votes Cast	197	100.00%	<div><div></div></div>	68	124	5	0
Overvotes	0			0	0	0	0
Undervotes	15			6	9	0	0
Contest Totals	212			74	133	5	0

Proposition E – City of Frisco

Vote For 1

	TOTAL	VOTE %		Election Day	Early Voting	Ballots By Mail	Provisional
For	95	48.22%	<div><div></div></div>	32	60	3	0
Against	102	51.78%	<div><div></div></div>	36	64	2	0
Total Votes Cast	197	100.00%	<div><div></div></div>	68	124	5	0
Overvotes	0			0	0	0	0
Undervotes	15			6	9	0	0
Contest Totals	212			74	133	5	0

LB 65

Mayor – City of Frisco

Vote For 1

	TOTAL	VOTE %	Election Day	Early Voting	Ballots By Mail	Provision al
Jonathan David Spencer	0		0	0	0	0
Mark Piland	0		0	0	0	0
Jeff Cheney	0		0	0	0	0
Total Votes Cast	0		0	0	0	0
Overvotes	0		0	0	0	0
Undervotes	0		0	0	0	0
Contest Totals	0		0	0	0	0

City Council, Place 5 – City of Frisco

Vote For 1

	TOTAL	VOTE %	Election Day	Early Voting	Ballots By Mail	Provision al
Anwer Azam	0		0	0	0	0
Laura Rummel	0		0	0	0	0
Total Votes Cast	0		0	0	0	0
Overvotes	0		0	0	0	0
Undervotes	0		0	0	0	0
Contest Totals	0		0	0	0	0

City Council, Place 6 – City of Frisco

Vote For 1

	TOTAL	VOTE %	Election Day	Early Voting	Ballots By Mail	Provision al
Brian Livingston	0		0	0	0	0
Total Votes Cast	0		0	0	0	0
Overvotes	0		0	0	0	0
Undervotes	0		0	0	0	0
Contest Totals	0		0	0	0	0

Proposition A – City of Frisco

Vote For 1

	TOTAL	VOTE %	Election Day	Early Voting	Ballots By Mail	Provision al
For	0		0	0	0	0
Against	0		0	0	0	0
Total Votes Cast	0		0	0	0	0
Overvotes	0		0	0	0	0
Undervotes	0		0	0	0	0
Contest Totals	0		0	0	0	0

LB 65

Proposition B – City of Frisco

Vote For 1

	TOTAL	VOTE %	Election Day	Early Voting	Ballots By Mail	Provisional
For	0		0	0	0	0
Against	0		0	0	0	0
Total Votes Cast	0		0	0	0	0
Overvotes	0		0	0	0	0
Undervotes	0		0	0	0	0
Contest Totals	0		0	0	0	0

Proposition C – City of Frisco

Vote For 1

	TOTAL	VOTE %	Election Day	Early Voting	Ballots By Mail	Provisional
For	0		0	0	0	0
Against	0		0	0	0	0
Total Votes Cast	0		0	0	0	0
Overvotes	0		0	0	0	0
Undervotes	0		0	0	0	0
Contest Totals	0		0	0	0	0

Proposition D – City of Frisco

Vote For 1

	TOTAL	VOTE %	Election Day	Early Voting	Ballots By Mail	Provisional
For	0		0	0	0	0
Against	0		0	0	0	0
Total Votes Cast	0		0	0	0	0
Overvotes	0		0	0	0	0
Undervotes	0		0	0	0	0
Contest Totals	0		0	0	0	0

Proposition E – City of Frisco

Vote For 1

	TOTAL	VOTE %	Election Day	Early Voting	Ballots By Mail	Provisional
For	0		0	0	0	0
Against	0		0	0	0	0
Total Votes Cast	0		0	0	0	0
Overvotes	0		0	0	0	0
Undervotes	0		0	0	0	0
Contest Totals	0		0	0	0	0

LB 72

Mayor – City of Frisco

Vote For 1

	TOTAL	VOTE %	Election Day	Early Voting	Ballots By Mail	Provision al
Jonathan David Spencer	0		0	0	0	0
Mark Piland	0		0	0	0	0
Jeff Cheney	0		0	0	0	0
Total Votes Cast	0		0	0	0	0
Overvotes	0		0	0	0	0
Undervotes	0		0	0	0	0
Contest Totals	0		0	0	0	0

City Council, Place 5 – City of Frisco

Vote For 1

	TOTAL	VOTE %	Election Day	Early Voting	Ballots By Mail	Provision al
Anwer Azam	0		0	0	0	0
Laura Rummel	0		0	0	0	0
Total Votes Cast	0		0	0	0	0
Overvotes	0		0	0	0	0
Undervotes	0		0	0	0	0
Contest Totals	0		0	0	0	0

City Council, Place 6 – City of Frisco

Vote For 1

	TOTAL	VOTE %	Election Day	Early Voting	Ballots By Mail	Provision al
Brian Livingston	0		0	0	0	0
Total Votes Cast	0		0	0	0	0
Overvotes	0		0	0	0	0
Undervotes	0		0	0	0	0
Contest Totals	0		0	0	0	0

Proposition A – City of Frisco

Vote For 1

	TOTAL	VOTE %	Election Day	Early Voting	Ballots By Mail	Provision al
For	0		0	0	0	0
Against	0		0	0	0	0
Total Votes Cast	0		0	0	0	0
Overvotes	0		0	0	0	0
Undervotes	0		0	0	0	0
Contest Totals	0		0	0	0	0

LB 72

Proposition B – City of Frisco

Vote For 1

	TOTAL	VOTE %	Election Day	Early Voting	Ballots By Mail	Provision al
For	0		0	0	0	0
Against	0		0	0	0	0
Total Votes Cast	0		0	0	0	0
Overvotes	0		0	0	0	0
Undervotes	0		0	0	0	0
Contest Totals	0		0	0	0	0

Proposition C – City of Frisco

Vote For 1

	TOTAL	VOTE %	Election Day	Early Voting	Ballots By Mail	Provision al
For	0		0	0	0	0
Against	0		0	0	0	0
Total Votes Cast	0		0	0	0	0
Overvotes	0		0	0	0	0
Undervotes	0		0	0	0	0
Contest Totals	0		0	0	0	0

Proposition D – City of Frisco

Vote For 1

	TOTAL	VOTE %	Election Day	Early Voting	Ballots By Mail	Provision al
For	0		0	0	0	0
Against	0		0	0	0	0
Total Votes Cast	0		0	0	0	0
Overvotes	0		0	0	0	0
Undervotes	0		0	0	0	0
Contest Totals	0		0	0	0	0

Proposition E – City of Frisco

Vote For 1

	TOTAL	VOTE %	Election Day	Early Voting	Ballots By Mail	Provision al
For	0		0	0	0	0
Against	0		0	0	0	0
Total Votes Cast	0		0	0	0	0
Overvotes	0		0	0	0	0
Undervotes	0		0	0	0	0
Contest Totals	0		0	0	0	0

Exhibit B
Denton County Certified Election Results

Frisco Cumulative

Run Time 7:58 AM
Run Date 05/15/2023

Denton County

Joint, General & Special Elections

5/6/2023

Page 1

Official Results

Registered Voters
10890 of 55675 = 19.56%
Precincts Reporting
22 of 22 = 100.00%

City of Frisco Mayor

Choice	Party	Absentee Voting		Early Voting		Election Day Voting		Total	
Jonathan David Spencer		1	0.67%	174	2.20%	82	3.06%	257	2.40%
Mark Piland		45	30.20%	3,573	45.26%	1,186	44.22%	4,804	44.79%
Jeff Cheney		103	69.13%	4,148	52.54%	1,414	52.72%	5,665	52.82%
Cast Votes:		149	100.00%	7,895	100.00%	2,682	100.00%	10,726	100.00%
Undervotes:		2		115		46		163	
Overvotes:		0		1		0		1	

City of Frisco City Council, Place 5

Choice	Party	Absentee Voting		Early Voting		Election Day Voting		Total	
Anwer Azam		15	10.27%	876	11.66%	448	17.93%	1,339	13.18%
Laura Rummel		131	89.73%	6,637	88.34%	2,051	82.07%	8,819	86.82%
Cast Votes:		146	100.00%	7,513	100.00%	2,499	100.00%	10,158	100.00%
Undervotes:		5		495		229		729	
Overvotes:		0		3		0		3	

City of Frisco City Council, Place 6

Choice	Party	Absentee Voting		Early Voting		Election Day Voting		Total	
Brian Livingston		111	100.00%	5,803	100.00%	1,907	100.00%	7,821	100.00%
Cast Votes:		111	100.00%	5,803	100.00%	1,907	100.00%	7,821	100.00%
Undervotes:		40		2,208		821		3,069	
Overvotes:		0		0		0		0	

City of Frisco Proposition A

Choice	Party	Absentee Voting		Early Voting		Election Day Voting		Total	
For		118	80.82%	5,276	68.09%	1,681	63.77%	7,075	67.19%
Against		28	19.18%	2,472	31.91%	955	36.23%	3,455	32.81%
Cast Votes:		146	100.00%	7,748	100.00%	2,636	100.00%	10,530	100.00%
Undervotes:		5		258		90		353	
Overvotes:		0		5		2		7	



Frank Phillips

Frisco Cumulative

Run Time 7:58 AM
Run Date 05/15/2023

Denton County

Joint, General & Special Elections

5/6/2023

Page 2

Official Results

Registered Voters
10890 of 55675 = 19.56%
Precincts Reporting
22 of 22 = 100.00%

City of Frisco Proposition B

Choice	Party	Absentee Voting		Early Voting		Election Day Voting		Total	
For		121	82.31%	5,459	70.12%	1,735	65.62%	7,315	69.17%
Against		26	17.69%	2,326	29.88%	909	34.38%	3,261	30.83%
Cast Votes:		147	100.00%	7,785	100.00%	2,644	100.00%	10,576	100.00%
Undervotes:		4		224		79		307	
Overvotes:		0		2		5		7	

City of Frisco Proposition C

Choice	Party	Absentee Voting		Early Voting		Election Day Voting		Total	
For		93	64.58%	4,616	59.57%	1,463	55.61%	6,172	58.65%
Against		51	35.42%	3,133	40.43%	1,168	44.39%	4,352	41.35%
Cast Votes:		144	100.00%	7,749	100.00%	2,631	100.00%	10,524	100.00%
Undervotes:		7		261		96		364	
Overvotes:		0		1		1		2	

City of Frisco Proposition D

Choice	Party	Absentee Voting		Early Voting		Election Day Voting		Total	
For		91	62.76%	5,214	66.85%	1,747	66.12%	7,052	66.61%
Against		54	37.24%	2,586	33.15%	895	33.88%	3,535	33.39%
Cast Votes:		145	100.00%	7,800	100.00%	2,642	100.00%	10,587	100.00%
Undervotes:		6		202		81		289	
Overvotes:		0		9		5		14	

City of Frisco Proposition E

Choice	Party	Absentee Voting		Early Voting		Election Day Voting		Total	
For		93	64.14%	3,948	50.93%	1,217	46.20%	5,258	49.93%
Against		52	35.86%	3,804	49.07%	1,417	53.80%	5,273	50.07%
Cast Votes:		145	100.00%	7,752	100.00%	2,634	100.00%	10,531	100.00%
Undervotes:		6		255		94		355	
Overvotes:		0		4		0		4	

*** End of report ***

Frisco Canvass

Run Time 7:56 AM
Run Date 05/15/2023

Denton County

Joint, General & Special Elections

5/6/2023

Page 1


Frank Phillips

Official Results

Registered Voters
10890 of 55675 = 19.56%

Precincts Reporting
22 of 22 = 100.00%

City of Frisco Mayor

Precinct	Jonathan David Spencer	Mark Piland	Jeff Cheney	Cast Votes	Undervotes	Overvotes	Absentee Voting Ballots Cast	Early Voting Ballots Cast	Election Day Voting Ballots Cast	Total Ballots Cast	Registered Voters	Turnout Percentage
1018 - 17	1	79	105	185	5	0	0	120	70	190	1,115	17.04%
1019 - 17	7	362	334	703	4	0	9	517	181	707	3,089	22.89%
1020 - 17	6	238	251	495	7	0	3	374	125	502	2,358	21.29%
1021 - 17	14	280	325	619	5	0	7	434	183	624	3,538	17.64%
1022 - 17	22	265	402	689	11	0	5	485	210	700	4,420	15.84%
1023 - 17	8	214	232	454	6	0	6	346	108	460	2,802	16.42%
1024 - 17	18	387	397	802	9	0	6	551	254	811	3,862	21.00%
1025 - 17	13	156	230	399	11	0	4	310	96	410	1,941	21.12%
1026 - 16	30	612	698	1,340	14	1	61	1,147	147	1,355	4,063	33.35%
1026 - 17	7	214	186	407	5	0	18	360	34	412	1,017	40.51%
1032 - 17	20	511	506	1,037	19	0	7	796	253	1,056	4,591	23.00%
1033 - 17	22	323	354	699	15	0	5	546	163	714	2,986	23.91%
1036 - 17	22	249	403	674	13	0	4	492	191	687	3,822	17.97%
1037 - 17	5	92	172	269	6	0	0	171	104	275	1,862	14.77%
1039 - 17	4	19	14	37	0	0	0	31	6	37	486	7.61%
1040 - 17	0	0	0	0	0	0	0	0	0	0	0	0.00%
2080 - 16	1	11	4	16	0	0	0	10	6	16	187	8.56%
2080 - 17	16	136	220	372	10	0	0	263	119	382	2,681	14.25%
2081 - 17	14	218	388	620	8	0	5	409	214	628	4,002	15.69%
2082 - 17	11	124	167	302	6	0	0	210	98	308	1,647	18.70%

Frisco Canvass

Run Time 7:56 AM
Run Date 05/15/2023

Denton County

Joint, General & Special Elections

5/6/2023

Page 2

Official Results

Registered Voters
10890 of 55675 = 19.56%

Precincts Reporting
22 of 22 = 100.00%

City of Frisco Mayor

Precinct	Jonathan David Spencer	Mark Piland	Jeff Cheney	Cast Votes	Undervotes	Overvotes	Absentee Voting Ballots Cast	Early Voting Ballots Cast	Election Day Voting Ballots Cast	Total Ballots Cast	Registered Voters	Turnout Percentage
2083 - 15	8	90	101	199	7	0	2	137	67	206	2,014	10.23%
2089 - 15	8	224	176	408	2	0	9	302	99	410	3,192	12.84%
Totals	257	4,804	5,665	10,726	163	1	151	8,011	2,728	10,890	55,675	19.56%

Frisco Canvass

Run Time 7:56 AM
Run Date 05/15/2023

Denton County

Joint, General & Special Elections

5/6/2023

Page 3

Official Results

Registered Voters
10890 of 55675 = 19.56%

Precincts Reporting
22 of 22 = 100.00%

City of Frisco City Council, Place 5

Precinct	Anwer Azam	Laura Rummel	Cast Votes	Undervotes	Overvotes	Absentee Voting Ballots Cast	Early Voting Ballots Cast	Election Day Voting Ballots Cast	Total Ballots Cast	Registered Voters	Turnout Percentage
1018 - 17	37	139	176	14	0	0	120	70	190	1,115	17.04%
1019 - 17	72	566	638	69	0	9	517	181	707	3,089	22.89%
1020 - 17	68	396	464	38	0	3	374	125	502	2,358	21.29%
1021 - 17	79	504	583	41	0	7	434	183	624	3,538	17.64%
1022 - 17	88	560	648	52	0	5	485	210	700	4,420	15.84%
1023 - 17	58	375	433	27	0	6	346	108	460	2,802	16.42%
1024 - 17	98	654	752	59	0	6	551	254	811	3,862	21.00%
1025 - 17	54	326	380	30	0	4	310	96	410	1,941	21.12%
1026 - 16	91	1,215	1,306	49	0	61	1,147	147	1,355	4,063	33.35%
1026 - 17	28	367	395	17	0	18	360	34	412	1,017	40.51%
1032 - 17	119	862	981	73	2	7	796	253	1,056	4,591	23.00%
1033 - 17	110	550	660	54	0	5	546	163	714	2,986	23.91%
1036 - 17	100	528	628	59	0	4	492	191	687	3,822	17.97%
1037 - 17	43	214	257	18	0	0	171	104	275	1,862	14.77%
1039 - 17	16	17	33	3	1	0	31	6	37	486	7.61%
1040 - 17	0	0	0	0	0	0	0	0	0	0	0.00%
2080 - 16	4	12	16	0	0	0	10	6	16	187	8.56%
2080 - 17	61	304	365	17	0	0	263	119	382	2,681	14.25%
2081 - 17	87	481	568	60	0	5	409	214	628	4,002	15.69%
2082 - 17	41	249	290	18	0	0	210	98	308	1,647	18.70%

Frisko Canvass

Run Time 7:56 AM
Run Date 05/15/2023

Denton County

Joint, General & Special Elections

5/6/2023

Page 4

Official Results

Registered Voters
10890 of 55675 = 19.56%

Precincts Reporting
22 of 22 = 100.00%

City of Frisco City Council, Place 5

Precinct	Anwer Azam	Laura Rummel	Cast Votes	Undervotes	Overvotes	Absentee Voting Ballots Cast	Early Voting Ballots Cast	Election Day Voting Ballots Cast	Total Ballots Cast	Registered Voters	Turnout Percentage
2083 - 15	43	150	193	13	0	2	137	67	206	2,014	10.23%
2089 - 15	42	350	392	18	0	9	302	99	410	3,192	12.84%
Totals	1,339	8,819	10,158	729	3	151	8,011	2,728	10,890	55,675	19.56%

Frisco Canvass

Run Time 7:56 AM
Run Date 05/15/2023

Denton County

Joint, General & Special Elections

5/6/2023

Page 5

Official Results

Registered Voters
10890 of 55675 = 19.56%

Precincts Reporting
22 of 22 = 100.00%

City of Frisco City Council, Place 6

Precinct	Brian Livingston	Cast Votes	Undervotes	Overvotes	Absentee Voting Ballots Cast	Early Voting Ballots Cast	Election Day Voting Ballots Cast	Total Ballots Cast	Registered Voters	Turnout Percentage
1018 - 17	135	135	55	0	0	120	70	190	1,115	17.04%
1019 - 17	519	519	188	0	9	517	181	707	3,089	22.89%
1020 - 17	358	358	144	0	3	374	125	502	2,358	21.29%
1021 - 17	465	465	159	0	7	434	183	624	3,538	17.64%
1022 - 17	489	489	211	0	5	485	210	700	4,420	15.84%
1023 - 17	332	332	128	0	6	346	108	460	2,802	16.42%
1024 - 17	579	579	232	0	6	551	254	811	3,862	21.00%
1025 - 17	274	274	136	0	4	310	96	410	1,941	21.12%
1026 - 16	1,002	1,002	353	0	61	1,147	147	1,355	4,063	33.35%
1026 - 17	330	330	82	0	18	360	34	412	1,017	40.51%
1032 - 17	753	753	303	0	7	796	253	1,056	4,591	23.00%
1033 - 17	518	518	196	0	5	546	163	714	2,986	23.91%
1036 - 17	480	480	207	0	4	492	191	687	3,822	17.97%
1037 - 17	195	195	80	0	0	171	104	275	1,862	14.77%
1039 - 17	31	31	6	0	0	31	6	37	486	7.61%
1040 - 17	0	0	0	0	0	0	0	0	0	0.00%
2080 - 16	9	9	7	0	0	10	6	16	187	8.56%
2080 - 17	263	263	119	0	0	263	119	382	2,681	14.25%
2081 - 17	424	424	204	0	5	409	214	628	4,002	15.69%
2082 - 17	222	222	86	0	0	210	98	308	1,647	18.70%

Frisco Canvass

Run Time 7:56 AM
Run Date 05/15/2023

Denton County

Joint, General & Special Elections

5/6/2023

Page 6

Official Results

Registered Voters
10890 of 55675 = 19.56%

Precincts Reporting
22 of 22 = 100.00%

City of Frisco City Council, Place 6

Precinct	Brian Livingston	Cast Votes	Undervotes	Overvotes	Absentee Voting Ballots Cast	Early Voting Ballots Cast	Election Day Voting Ballots Cast	Total Ballots Cast	Registered Voters	Turnout Percentage
2083 - 15	146	146	60	0	2	137	67	206	2,014	10.23%
2089 - 15	297	297	113	0	9	302	99	410	3,192	12.84%
Totals	7,821	7,821	3,069	0	151	8,011	2,728	10,890	55,675	19.56%

Joint, General & Special Elections

5/6/2023

Page 7

Run Time 7:56 AM

Run Date 05/15/2023

City of Frisco Proposition A

Precinct	For	Against	Cast Votes	Undervotes	Overvotes	Absentee Voting Ballots Cast	Early Voting Ballots Cast	Election Day Voting Ballots Cast	Total Ballots Cast	Registered Voters	Turnout Percentage
1018 - 17	125	59	184	6	0	0	120	70	190	1,115	17.04%
1019 - 17	458	225	683	23	1	9	517	181	707	3,089	22.89%
1020 - 17	307	178	485	16	1	3	374	125	502	2,358	21.29%
1021 - 17	415	191	606	18	0	7	434	183	624	3,538	17.64%
1022 - 17	474	206	680	20	0	5	485	210	700	4,420	15.84%
1023 - 17	303	142	445	15	0	6	346	108	460	2,802	16.42%
1024 - 17	510	269	779	32	0	6	551	254	811	3,862	21.00%
1025 - 17	255	143	398	11	1	4	310	96	410	1,941	21.12%
1026 - 16	910	407	1,317	38	0	61	1,147	147	1,355	4,063	33.35%
1026 - 17	294	104	398	14	0	18	360	34	412	1,017	40.51%
1032 - 17	660	362	1,022	34	0	7	796	253	1,056	4,591	23.00%
1033 - 17	445	241	686	27	1	5	546	163	714	2,986	23.91%
1036 - 17	454	212	666	20	1	4	492	191	687	3,822	17.97%
1037 - 17	170	97	267	8	0	0	171	104	275	1,862	14.77%
1039 - 17	19	18	37	0	0	0	31	6	37	486	7.61%
1040 - 17	0	0	0	0	0	0	0	0	0	0	0.00%
2080 - 16	11	4	15	1	0	0	10	6	16	187	8.56%
2080 - 17	239	122	361	21	0	0	263	119	382	2,681	14.25%
2081 - 17	426	176	602	25	1	5	409	214	628	4,002	15.69%
2082 - 17	197	101	298	10	0	0	210	98	308	1,647	18.70%

Frisco Canvass

Run Time 7:56 AM
Run Date 05/15/2023

Denton County

Joint, General & Special Elections

5/6/2023

Page 8

Official Results

Registered Voters
10890 of 55675 = 19.56%

Precincts Reporting
22 of 22 = 100.00%

City of Frisco Proposition A

Precinct	For	Against	Cast Votes	Undervotes	Overvotes	Absentee Voting Ballots Cast	Early Voting Ballots Cast	Election Day Voting Ballots Cast	Total Ballots Cast	Registered Voters	Turnout Percentage
2083 - 15	124	76	200	6	0	2	137	67	206	2,014	10.23%
2089 - 15	279	122	401	8	1	9	302	99	410	3,192	12.84%
Totals	7,075	3,455	10,530	353	7	151	8,011	2,728	10,890	55,675	19.56%

Joint, General & Special Elections

5/6/2023

Page 9

Run Time 7:56 AM

Run Date 05/15/2023

City of Frisco Proposition B

Precinct	For	Against	Cast Votes	Undervotes	Overvotes	Absentee Voting Ballots Cast	Early Voting Ballots Cast	Election Day Voting Ballots Cast	Total Ballots Cast	Registered Voters	Turnout Percentage
1018 - 17	141	42	183	7	0	0	120	70	190	1,115	17.04%
1019 - 17	471	215	686	21	0	9	517	181	707	3,089	22.89%
1020 - 17	330	158	488	14	0	3	374	125	502	2,358	21.29%
1021 - 17	423	185	608	16	0	7	434	183	624	3,538	17.64%
1022 - 17	486	194	680	20	0	5	485	210	700	4,420	15.84%
1023 - 17	314	132	446	12	2	6	346	108	460	2,802	16.42%
1024 - 17	539	244	783	27	1	6	551	254	811	3,862	21.00%
1025 - 17	260	138	398	12	0	4	310	96	410	1,941	21.12%
1026 - 16	960	369	1,329	26	0	61	1,147	147	1,355	4,063	33.35%
1026 - 17	311	92	403	9	0	18	360	34	412	1,017	40.51%
1032 - 17	669	358	1,027	29	0	7	796	253	1,056	4,591	23.00%
1033 - 17	441	246	687	27	0	5	546	163	714	2,986	23.91%
1036 - 17	466	201	667	19	1	4	492	191	687	3,822	17.97%
1037 - 17	182	86	268	6	1	0	171	104	275	1,862	14.77%
1039 - 17	22	14	36	1	0	0	31	6	37	486	7.61%
1040 - 17	0	0	0	0	0	0	0	0	0	0	0.00%
2080 - 16	11	4	15	1	0	0	10	6	16	187	8.56%
2080 - 17	252	111	363	19	0	0	263	119	382	2,681	14.25%
2081 - 17	423	182	605	23	0	5	409	214	628	4,002	15.69%
2082 - 17	206	93	299	9	0	0	210	98	308	1,647	18.70%

Frisko Canvass

Run Time 7:56 AM
Run Date 05/15/2023

Denton County

Joint, General & Special Elections

5/6/2023

Page 10

Official Results

Registered Voters
10890 of 55675 = 19.56%

Precincts Reporting
22 of 22 = 100.00%

City of Frisco Proposition B

Precinct	For	Against	Cast Votes	Undervotes	Overvotes	Absentee Voting Ballots Cast	Early Voting Ballots Cast	Election Day Voting Ballots Cast	Total Ballots Cast	Registered Voters	Turnout Percentage
2083 - 15	132	71	203	3	0	2	137	67	206	2,014	10.23%
2089 - 15	276	126	402	6	2	9	302	99	410	3,192	12.84%
Totals	7,315	3,261	10,576	307	7	151	8,011	2,728	10,890	55,675	19.56%

Denton County

Joint, General & Special Elections

5/6/2023

Page 11

Registered Voters
10890 of 55675 = 19.56%Precincts Reporting
22 of 22 = 100.00%

City of Frisco Proposition C

Precinct	For	Against	Cast Votes	Undervotes	Overvotes	Absentee Voting Ballots Cast	Early Voting Ballots Cast	Election Day Voting Ballots Cast	Total Ballots Cast	Registered Voters	Turnout Percentage
1018 - 17	110	69	179	11	0	0	120	70	190	1,115	17.04%
1019 - 17	382	302	684	23	0	9	517	181	707	3,089	22.89%
1020 - 17	277	206	483	19	0	3	374	125	502	2,358	21.29%
1021 - 17	368	238	606	18	0	7	434	183	624	3,538	17.64%
1022 - 17	423	255	678	22	0	5	485	210	700	4,420	15.84%
1023 - 17	276	171	447	13	0	6	346	108	460	2,802	16.42%
1024 - 17	454	325	779	32	0	6	551	254	811	3,862	21.00%
1025 - 17	221	172	393	15	2	4	310	96	410	1,941	21.12%
1026 - 16	762	560	1,322	33	0	61	1,147	147	1,355	4,063	33.35%
1026 - 17	253	148	401	11	0	18	360	34	412	1,017	40.51%
1032 - 17	574	452	1,026	30	0	7	796	253	1,056	4,591	23.00%
1033 - 17	371	313	684	30	0	5	546	163	714	2,986	23.91%
1036 - 17	402	263	665	22	0	4	492	191	687	3,822	17.97%
1037 - 17	156	111	267	8	0	0	171	104	275	1,862	14.77%
1039 - 17	17	20	37	0	0	0	31	6	37	486	7.61%
1040 - 17	0	0	0	0	0	0	0	0	0	0	0.00%
2080 - 16	7	7	14	2	0	0	10	6	16	187	8.56%
2080 - 17	214	143	357	25	0	0	263	119	382	2,681	14.25%
2081 - 17	369	233	602	26	0	5	409	214	628	4,002	15.69%
2082 - 17	173	124	297	11	0	0	210	98	308	1,647	18.70%

Frisco Canvass

Run Time 7:56 AM
Run Date 05/15/2023

Denton County

Joint, General & Special Elections

5/6/2023

Page 12

Official Results

Registered Voters
10890 of 55675 = 19.56%

Precincts Reporting
22 of 22 = 100.00%

City of Frisco Proposition C

Precinct	For	Against	Cast Votes	Undervotes	Overvotes	Absentee Voting Ballots Cast	Early Voting Ballots Cast	Election Day Voting Ballots Cast	Total Ballots Cast	Registered Voters	Turnout Percentage
2083 - 15	118	84	202	4	0	2	137	67	206	2,014	10.23%
2089 - 15	245	156	401	9	0	9	302	99	410	3,192	12.84%
Totals	6,172	4,352	10,524	364	2	151	8,011	2,728	10,890	55,675	19.56%

Denton County

Joint, General & Special Elections

5/6/2023

Page 13

Registered Voters
10890 of 55675 = 19.56%Precincts Reporting
22 of 22 = 100.00%

City of Frisco Proposition D

Precinct	For	Against	Cast Votes	Undervotes	Overvotes	Absentee Voting Ballots Cast	Early Voting Ballots Cast	Election Day Voting Ballots Cast	Total Ballots Cast	Registered Voters	Turnout Percentage
1018 - 17	137	43	180	10	0	0	120	70	190	1,115	17.04%
1019 - 17	449	237	686	20	1	9	517	181	707	3,089	22.89%
1020 - 17	316	172	488	14	0	3	374	125	502	2,358	21.29%
1021 - 17	430	179	609	14	1	7	434	183	624	3,538	17.64%
1022 - 17	496	185	681	18	1	5	485	210	700	4,420	15.84%
1023 - 17	316	133	449	10	1	6	346	108	460	2,802	16.42%
1024 - 17	523	258	781	27	3	6	551	254	811	3,862	21.00%
1025 - 17	256	143	399	9	2	4	310	96	410	1,941	21.12%
1026 - 16	790	533	1,323	31	1	61	1,147	147	1,355	4,063	33.35%
1026 - 17	255	147	402	10	0	18	360	34	412	1,017	40.51%
1032 - 17	661	371	1,032	22	2	7	796	253	1,056	4,591	23.00%
1033 - 17	455	235	690	24	0	5	546	163	714	2,986	23.91%
1036 - 17	456	218	674	13	0	4	492	191	687	3,822	17.97%
1037 - 17	189	81	270	5	0	0	171	104	275	1,862	14.77%
1039 - 17	24	13	37	0	0	0	31	6	37	486	7.61%
1040 - 17	0	0	0	0	0	0	0	0	0	0	0.00%
2080 - 16	6	9	15	1	0	0	10	6	16	187	8.56%
2080 - 17	255	105	360	22	0	0	263	119	382	2,681	14.25%
2081 - 17	439	168	607	20	1	5	409	214	628	4,002	15.69%
2082 - 17	212	88	300	8	0	0	210	98	308	1,647	18.70%

Frisko Canvass

Run Time 7:56 AM
Run Date 05/15/2023

Denton County

Joint, General & Special Elections

5/6/2023

Page 14

Official Results

Registered Voters
10890 of 55675 = 19.56%

Precincts Reporting
22 of 22 = 100.00%

City of Frisco Proposition D

Precinct	For	Against	Cast Votes	Undervotes	Overvotes	Absentee Voting Ballots Cast	Early Voting Ballots Cast	Election Day Voting Ballots Cast	Total Ballots Cast	Registered Voters	Turnout Percentage
2083 - 15	128	75	203	3	0	2	137	67	206	2,014	10.23%
2089 - 15	259	142	401	8	1	9	302	99	410	3,192	12.84%
Totals	7,052	3,535	10,587	289	14	151	8,011	2,728	10,890	55,675	19.56%

Denton County

Joint, General & Special Elections

5/6/2023

Page 15

Registered Voters
10890 of 55675 = 19.56%Precincts Reporting
22 of 22 = 100.00%

City of Frisco Proposition E

Precinct	For	Against	Cast Votes	Undervotes	Overvotes	Absentee Voting Ballots Cast	Early Voting Ballots Cast	Election Day Voting Ballots Cast	Total Ballots Cast	Registered Voters	Turnout Percentage
1018 - 17	85	97	182	8	0	0	120	70	190	1,115	17.04%
1019 - 17	325	359	684	22	1	9	517	181	707	3,089	22.89%
1020 - 17	243	240	483	19	0	3	374	125	502	2,358	21.29%
1021 - 17	335	270	605	19	0	7	434	183	624	3,538	17.64%
1022 - 17	373	304	677	22	1	5	485	210	700	4,420	15.84%
1023 - 17	236	213	449	11	0	6	346	108	460	2,802	16.42%
1024 - 17	366	412	778	33	0	6	551	254	811	3,862	21.00%
1025 - 17	195	204	399	11	0	4	310	96	410	1,941	21.12%
1026 - 16	700	618	1,318	37	0	61	1,147	147	1,355	4,063	33.35%
1026 - 17	224	176	400	12	0	18	360	34	412	1,017	40.51%
1032 - 17	492	531	1,023	33	0	7	796	253	1,056	4,591	23.00%
1033 - 17	307	384	691	23	0	5	546	163	714	2,986	23.91%
1036 - 17	331	336	667	19	1	4	492	191	687	3,822	17.97%
1037 - 17	130	138	268	7	0	0	171	104	275	1,862	14.77%
1039 - 17	17	20	37	0	0	0	31	6	37	486	7.61%
1040 - 17	0	0	0	0	0	0	0	0	0	0	0.00%
2080 - 16	5	9	14	2	0	0	10	6	16	187	8.56%
2080 - 17	171	184	355	27	0	0	263	119	382	2,681	14.25%
2081 - 17	299	301	600	28	0	5	409	214	628	4,002	15.69%
2082 - 17	137	162	299	8	1	0	210	98	308	1,647	18.70%

Frisko Canvass

Run Time 7:56 AM
Run Date 05/15/2023

Denton County

Joint, General & Special Elections

5/6/2023

Page 16

Official Results

Registered Voters
10890 of 55675 = 19.56%

Precincts Reporting
22 of 22 = 100.00%

City of Frisco Proposition E

Precinct	For	Against	Cast Votes	Undervotes	Overvotes	Absentee Voting Ballots Cast	Early Voting Ballots Cast	Election Day Voting Ballots Cast	Total Ballots Cast	Registered Voters	Turnout Percentage
2083 - 15	85	112	197	9	0	2	137	67	206	2,014	10.23%
2089 - 15	202	203	405	5	0	9	302	99	410	3,192	12.84%
Totals	5,258	5,273	10,531	355	4	151	8,011	2,728	10,890	55,675	19.56%

Run Time 7:56 AM
Run Date 05/15/2023

Denton County

Joint, General & Special Elections

5/6/2023

Page 17

Registered Voters
10890 of 55675 = 19.56%

Precincts Reporting
22 of 22 = 100.00%

*** End of report ***

Frisco Precinct

Denton County

Official Results

Registered Voters

10890 of 55675 = 19.56%

Precincts Reporting

22 of 22 = 100.00%

Run Time 8:01 AM
Run Date 05/15/2023

Joint, General & Special Elections

5/6/2023



Frank Phillips

1018 - 17

190 of 1,115 registered voters = 17.04%

City of Frisco Mayor

Choice	Party	Absentee Voting		Early Voting		Election Day Voting		Total	
Jonathan David Spencer		0	0.00%	0	0.00%	1	1.45%	1	0.54%
Mark Piland		0	0.00%	53	45.69%	26	37.68%	79	42.70%
Jeff Cheney		0	0.00%	63	54.31%	42	60.87%	105	56.76%
Cast Votes:		0	0.00%	116	100.00%	69	100.00%	185	100.00%
Undervotes:		0		4		1		5	
Overvotes:		0		0		0		0	

City of Frisco City Council, Place 5

Choice	Party	Absentee Voting		Early Voting		Election Day Voting		Total	
Anwer Azam		0	0.00%	12	11.01%	25	37.31%	37	21.02%
Laura Rummel		0	0.00%	97	88.99%	42	62.69%	139	78.98%
Cast Votes:		0	0.00%	109	100.00%	67	100.00%	176	100.00%
Undervotes:		0		11		3		14	
Overvotes:		0		0		0		0	

City of Frisco City Council, Place 6

Choice	Party	Absentee Voting		Early Voting		Election Day Voting		Total	
Brian Livingston		0	0.00%	86	100.00%	49	100.00%	135	100.00%
Cast Votes:		0	0.00%	86	100.00%	49	100.00%	135	100.00%
Undervotes:		0		34		21		55	
Overvotes:		0		0		0		0	

City of Frisco Proposition A

Choice	Party	Absentee Voting		Early Voting		Election Day Voting		Total	
For		0	0.00%	76	66.67%	49	70.00%	125	67.93%
Against		0	0.00%	38	33.33%	21	30.00%	59	32.07%
Cast Votes:		0	0.00%	114	100.00%	70	100.00%	184	100.00%
Undervotes:		0		6		0		6	
Overvotes:		0		0		0		0	

Frisco Precinct

Denton County

Official Results

Registered Voters

10890 of 55675 = 19.56%

Precincts Reporting

22 of 22 = 100.00%

Joint, General & Special Elections

5/6/2023

Run Time 8:01 AM

Run Date 05/15/2023

Page 2

1018 - 17

190 of 1,115 registered voters = 17.04%

City of Frisco Proposition B

Choice	Party	Absentee Voting		Early Voting		Election Day Voting		Total	
For		0	0.00%	87	76.99%	54	77.14%	141	77.05%
Against		0	0.00%	26	23.01%	16	22.86%	42	22.95%
Cast Votes:		0	0.00%	113	100.00%	70	100.00%	183	100.00%
Undervotes:		0		7		0		7	
Overvotes:		0		0		0		0	

City of Frisco Proposition C

Choice	Party	Absentee Voting		Early Voting		Election Day Voting		Total	
For		0	0.00%	64	58.18%	46	66.67%	110	61.45%
Against		0	0.00%	46	41.82%	23	33.33%	69	38.55%
Cast Votes:		0	0.00%	110	100.00%	69	100.00%	179	100.00%
Undervotes:		0		10		1		11	
Overvotes:		0		0		0		0	

City of Frisco Proposition D

Choice	Party	Absentee Voting		Early Voting		Election Day Voting		Total	
For		0	0.00%	83	74.77%	54	78.26%	137	76.11%
Against		0	0.00%	28	25.23%	15	21.74%	43	23.89%
Cast Votes:		0	0.00%	111	100.00%	69	100.00%	180	100.00%
Undervotes:		0		9		1		10	
Overvotes:		0		0		0		0	

City of Frisco Proposition E

Choice	Party	Absentee Voting		Early Voting		Election Day Voting		Total	
For		0	0.00%	49	43.36%	36	52.17%	85	46.70%
Against		0	0.00%	64	56.64%	33	47.83%	97	53.30%
Cast Votes:		0	0.00%	113	100.00%	69	100.00%	182	100.00%
Undervotes:		0		7		1		8	
Overvotes:		0		0		0		0	

Frisco Precinct

Denton County

Official Results

Registered Voters

10890 of 55675 = 19.56%

Precincts Reporting

22 of 22 = 100.00%

Joint, General & Special Elections

5/6/2023

Run Time 8:01 AM

Run Date 05/15/2023

Page 3

1019 - 17

707 of 3,089 registered voters = 22.89%

City of Frisco Mayor

Choice	Party	Absentee Voting		Early Voting		Election Day Voting		Total	
Jonathan David Spencer		0	0.00%	4	0.78%	3	1.68%	7	1.00%
Mark Piland		6	66.67%	273	53.01%	83	46.37%	362	51.49%
Jeff Cheney		3	33.33%	238	46.21%	93	51.96%	334	47.51%
Cast Votes:		9	100.00%	515	100.00%	179	100.00%	703	100.00%
Undervotes:		0		2		2		4	
Overvotes:		0		0		0		0	

City of Frisco City Council, Place 5

Choice	Party	Absentee Voting		Early Voting		Election Day Voting		Total	
Anwer Azam		0	0.00%	50	10.68%	22	13.66%	72	11.29%
Laura Rummel		9	100.00%	418	89.32%	139	86.34%	566	88.71%
Cast Votes:		9	100.00%	468	100.00%	161	100.00%	638	100.00%
Undervotes:		0		49		20		69	
Overvotes:		0		0		0		0	

City of Frisco City Council, Place 6

Choice	Party	Absentee Voting		Early Voting		Election Day Voting		Total	
Brian Livingston		8	100.00%	376	100.00%	135	100.00%	519	100.00%
Cast Votes:		8	100.00%	376	100.00%	135	100.00%	519	100.00%
Undervotes:		1		141		46		188	
Overvotes:		0		0		0		0	

City of Frisco Proposition A

Choice	Party	Absentee Voting		Early Voting		Election Day Voting		Total	
For		5	55.56%	340	68.69%	113	63.13%	458	67.06%
Against		4	44.44%	155	31.31%	66	36.87%	225	32.94%
Cast Votes:		9	100.00%	495	100.00%	179	100.00%	683	100.00%
Undervotes:		0		21		2		23	
Overvotes:		0		1		0		1	

Frisco Precinct

Denton County

Official Results

Registered Voters

10890 of 55675 = 19.56%

Precincts Reporting

22 of 22 = 100.00%

Joint, General & Special Elections

5/6/2023

Page 4

Run Time 8:01 AM
Run Date 05/15/2023

1019 - 17

707 of 3,089 registered voters = 22.89%

City of Frisco Proposition B

Choice	Party	Absentee Voting		Early Voting		Election Day Voting		Total	
For		5	55.56%	353	70.88%	113	63.13%	471	68.66%
Against		4	44.44%	145	29.12%	66	36.87%	215	31.34%
Cast Votes:		9	100.00%	498	100.00%	179	100.00%	686	100.00%
Undervotes:		0		19		2		21	
Overvotes:		0		0		0		0	

City of Frisco Proposition C

Choice	Party	Absentee Voting		Early Voting		Election Day Voting		Total	
For		3	42.86%	287	57.63%	92	51.40%	382	55.85%
Against		4	57.14%	211	42.37%	87	48.60%	302	44.15%
Cast Votes:		7	100.00%	498	100.00%	179	100.00%	684	100.00%
Undervotes:		2		19		2		23	
Overvotes:		0		0		0		0	

City of Frisco Proposition D

Choice	Party	Absentee Voting		Early Voting		Election Day Voting		Total	
For		3	42.86%	329	65.80%	117	65.36%	449	65.45%
Against		4	57.14%	171	34.20%	62	34.64%	237	34.55%
Cast Votes:		7	100.00%	500	100.00%	179	100.00%	686	100.00%
Undervotes:		2		16		2		20	
Overvotes:		0		1		0		1	

City of Frisco Proposition E

Choice	Party	Absentee Voting		Early Voting		Election Day Voting		Total	
For		3	42.86%	247	49.60%	75	41.90%	325	47.51%
Against		4	57.14%	251	50.40%	104	58.10%	359	52.49%
Cast Votes:		7	100.00%	498	100.00%	179	100.00%	684	100.00%
Undervotes:		2		18		2		22	
Overvotes:		0		1		0		1	

Frisco Precinct

Denton County

Official Results

Registered Voters

10890 of 55675 = 19.56%

Precincts Reporting

22 of 22 = 100.00%

Joint, General & Special Elections

5/6/2023

Run Time 8:01 AM

Run Date 05/15/2023

Page 5

1020 - 17

502 of 2,358 registered voters = 21.29%

City of Frisco Mayor

Choice	Party	Absentee Voting		Early Voting		Election Day Voting		Total	
Jonathan David Spencer		0	0.00%	5	1.36%	1	0.81%	6	1.21%
Mark Piland		1	33.33%	177	47.97%	60	48.78%	238	48.08%
Jeff Cheney		2	66.67%	187	50.68%	62	50.41%	251	50.71%
Cast Votes:		3	100.00%	369	100.00%	123	100.00%	495	100.00%
Undervotes:		0		5		2		7	
Overvotes:		0		0		0		0	

City of Frisco City Council, Place 5

Choice	Party	Absentee Voting		Early Voting		Election Day Voting		Total	
Anwer Azam		0	0.00%	47	13.54%	21	18.42%	68	14.66%
Laura Rummel		3	100.00%	300	86.46%	93	81.58%	396	85.34%
Cast Votes:		3	100.00%	347	100.00%	114	100.00%	464	100.00%
Undervotes:		0		27		11		38	
Overvotes:		0		0		0		0	

City of Frisco City Council, Place 6

Choice	Party	Absentee Voting		Early Voting		Election Day Voting		Total	
Brian Livingston		2	100.00%	269	100.00%	87	100.00%	358	100.00%
Cast Votes:		2	100.00%	269	100.00%	87	100.00%	358	100.00%
Undervotes:		1		105		38		144	
Overvotes:		0		0		0		0	

City of Frisco Proposition A

Choice	Party	Absentee Voting		Early Voting		Election Day Voting		Total	
For		3	100.00%	230	63.54%	74	61.67%	307	63.30%
Against		0	0.00%	132	36.46%	46	38.33%	178	36.70%
Cast Votes:		3	100.00%	362	100.00%	120	100.00%	485	100.00%
Undervotes:		0		11		5		16	
Overvotes:		0		1		0		1	

Frisco Precinct

Denton County

Official Results

Registered Voters

10890 of 55675 = 19.56%

Precincts Reporting

22 of 22 = 100.00%

Joint, General & Special Elections

5/6/2023

Page 6

Run Time 8:01 AM

Run Date 05/15/2023

1020 - 17

502 of 2,358 registered voters = 21.29%

City of Frisco Proposition B

Choice	Party	Absentee Voting		Early Voting		Election Day Voting		Total	
For		3	100.00%	249	68.41%	78	64.46%	330	67.62%
Against		0	0.00%	115	31.59%	43	35.54%	158	32.38%
Cast Votes:		3	100.00%	364	100.00%	121	100.00%	488	100.00%
Undervotes:		0		10		4		14	
Overvotes:		0		0		0		0	

City of Frisco Proposition C

Choice	Party	Absentee Voting		Early Voting		Election Day Voting		Total	
For		1	50.00%	213	58.84%	63	52.94%	277	57.35%
Against		1	50.00%	149	41.16%	56	47.06%	206	42.65%
Cast Votes:		2	100.00%	362	100.00%	119	100.00%	483	100.00%
Undervotes:		1		12		6		19	
Overvotes:		0		0		0		0	

City of Frisco Proposition D

Choice	Party	Absentee Voting		Early Voting		Election Day Voting		Total	
For		2	66.67%	239	65.48%	75	62.50%	316	64.75%
Against		1	33.33%	126	34.52%	45	37.50%	172	35.25%
Cast Votes:		3	100.00%	365	100.00%	120	100.00%	488	100.00%
Undervotes:		0		9		5		14	
Overvotes:		0		0		0		0	

City of Frisco Proposition E

Choice	Party	Absentee Voting		Early Voting		Election Day Voting		Total	
For		0	0.00%	186	51.52%	57	47.50%	243	50.31%
Against		2	100.00%	175	48.48%	63	52.50%	240	49.69%
Cast Votes:		2	100.00%	361	100.00%	120	100.00%	483	100.00%
Undervotes:		1		13		5		19	
Overvotes:		0		0		0		0	

Frisco Precinct

Denton County

Official Results

Registered Voters

10890 of 55675 = 19.56%

Precincts Reporting

22 of 22 = 100.00%

Joint, General & Special Elections

5/6/2023

Run Time 8:01 AM

Run Date 05/15/2023

Page 7

1021 - 17

624 of 3,538 registered voters = 17.64%

City of Frisco Mayor

Choice	Party	Absentee Voting		Early Voting		Election Day Voting		Total	
Jonathan David Spencer		0	0.00%	11	2.56%	3	1.65%	14	2.26%
Mark Piland		1	14.29%	194	45.12%	85	46.70%	280	45.23%
Jeff Cheney		6	85.71%	225	52.33%	94	51.65%	325	52.50%
Cast Votes:		7	100.00%	430	100.00%	182	100.00%	619	100.00%
Undervotes:		0		4		1		5	
Overvotes:		0		0		0		0	

City of Frisco City Council, Place 5

Choice	Party	Absentee Voting		Early Voting		Election Day Voting		Total	
Anwer Azam		0	0.00%	50	12.14%	29	17.58%	79	13.55%
Laura Rummel		6	100.00%	362	87.86%	136	82.42%	504	86.45%
Cast Votes:		6	100.00%	412	100.00%	165	100.00%	583	100.00%
Undervotes:		1		22		18		41	
Overvotes:		0		0		0		0	

City of Frisco City Council, Place 6

Choice	Party	Absentee Voting		Early Voting		Election Day Voting		Total	
Brian Livingston		5	100.00%	322	100.00%	138	100.00%	465	100.00%
Cast Votes:		5	100.00%	322	100.00%	138	100.00%	465	100.00%
Undervotes:		2		112		45		159	
Overvotes:		0		0		0		0	

City of Frisco Proposition A

Choice	Party	Absentee Voting		Early Voting		Election Day Voting		Total	
For		6	85.71%	300	71.26%	109	61.24%	415	68.48%
Against		1	14.29%	121	28.74%	69	38.76%	191	31.52%
Cast Votes:		7	100.00%	421	100.00%	178	100.00%	606	100.00%
Undervotes:		0		13		5		18	
Overvotes:		0		0		0		0	

Frisco Precinct

Denton County

Official Results

Registered Voters

10890 of 55675 = 19.56%

Precincts Reporting

22 of 22 = 100.00%

Joint, General & Special Elections

5/6/2023

Page 8

Run Time 8:01 AM
Run Date 05/15/2023

1021 - 17

624 of 3,538 registered voters = 17.64%

City of Frisco Proposition B

Choice	Party	Absentee Voting		Early Voting		Election Day Voting		Total	
For		6	85.71%	304	71.87%	113	63.48%	423	69.57%
Against		1	14.29%	119	28.13%	65	36.52%	185	30.43%
Cast Votes:		7	100.00%	423	100.00%	178	100.00%	608	100.00%
Undervotes:		0		11		5		16	
Overvotes:		0		0		0		0	

City of Frisco Proposition C

Choice	Party	Absentee Voting		Early Voting		Election Day Voting		Total	
For		6	85.71%	265	62.95%	97	54.49%	368	60.73%
Against		1	14.29%	156	37.05%	81	45.51%	238	39.27%
Cast Votes:		7	100.00%	421	100.00%	178	100.00%	606	100.00%
Undervotes:		0		13		5		18	
Overvotes:		0		0		0		0	

City of Frisco Proposition D

Choice	Party	Absentee Voting		Early Voting		Election Day Voting		Total	
For		6	85.71%	306	72.17%	118	66.29%	430	70.61%
Against		1	14.29%	118	27.83%	60	33.71%	179	29.39%
Cast Votes:		7	100.00%	424	100.00%	178	100.00%	609	100.00%
Undervotes:		0		9		5		14	
Overvotes:		0		1		0		1	

City of Frisco Proposition E

Choice	Party	Absentee Voting		Early Voting		Election Day Voting		Total	
For		6	85.71%	245	58.19%	84	47.46%	335	55.37%
Against		1	14.29%	176	41.81%	93	52.54%	270	44.63%
Cast Votes:		7	100.00%	421	100.00%	177	100.00%	605	100.00%
Undervotes:		0		13		6		19	
Overvotes:		0		0		0		0	

Frisco Precinct

Denton County

Official Results

Registered Voters

10890 of 55675 = 19.56%

Precincts Reporting

22 of 22 = 100.00%

Joint, General & Special Elections

5/6/2023

Run Time 8:01 AM

Run Date 05/15/2023

Page 9

1022 - 17

700 of 4,420 registered voters = 15.84%

City of Frisco Mayor

Choice	Party	Absentee Voting		Early Voting		Election Day Voting		Total	
Jonathan David Spencer		0	0.00%	17	3.56%	5	2.43%	22	3.19%
Mark Piland		2	40.00%	170	35.56%	93	45.15%	265	38.46%
Jeff Cheney		3	60.00%	291	60.88%	108	52.43%	402	58.35%
Cast Votes:		5	100.00%	478	100.00%	206	100.00%	689	100.00%
Undervotes:		0		7		4		11	
Overvotes:		0		0		0		0	

City of Frisco City Council, Place 5

Choice	Party	Absentee Voting		Early Voting		Election Day Voting		Total	
Anwer Azam		0	0.00%	59	12.91%	29	15.59%	88	13.58%
Laura Rummel		5	100.00%	398	87.09%	157	84.41%	560	86.42%
Cast Votes:		5	100.00%	457	100.00%	186	100.00%	648	100.00%
Undervotes:		0		28		24		52	
Overvotes:		0		0		0		0	

City of Frisco City Council, Place 6

Choice	Party	Absentee Voting		Early Voting		Election Day Voting		Total	
Brian Livingston		2	100.00%	345	100.00%	142	100.00%	489	100.00%
Cast Votes:		2	100.00%	345	100.00%	142	100.00%	489	100.00%
Undervotes:		3		140		68		211	
Overvotes:		0		0		0		0	

City of Frisco Proposition A

Choice	Party	Absentee Voting		Early Voting		Election Day Voting		Total	
For		5	100.00%	336	71.19%	133	65.52%	474	69.71%
Against		0	0.00%	136	28.81%	70	34.48%	206	30.29%
Cast Votes:		5	100.00%	472	100.00%	203	100.00%	680	100.00%
Undervotes:		0		13		7		20	
Overvotes:		0		0		0		0	

Frisco Precinct

Denton County

Official Results

Registered Voters

10890 of 55675 = 19.56%

Precincts Reporting

22 of 22 = 100.00%

Joint, General & Special Elections

5/6/2023

Run Time 8:01 AM

Run Date 05/15/2023

Page 10

1022 - 17

700 of 4,420 registered voters = 15.84%

City of Frisco Proposition B

Choice	Party	Absentee Voting		Early Voting		Election Day Voting		Total	
For		5	100.00%	347	73.67%	134	65.69%	486	71.47%
Against		0	0.00%	124	26.33%	70	34.31%	194	28.53%
Cast Votes:		5	100.00%	471	100.00%	204	100.00%	680	100.00%
Undervotes:		0		14		6		20	
Overvotes:		0		0		0		0	

City of Frisco Proposition C

Choice	Party	Absentee Voting		Early Voting		Election Day Voting		Total	
For		4	80.00%	304	64.82%	115	56.37%	423	62.39%
Against		1	20.00%	165	35.18%	89	43.63%	255	37.61%
Cast Votes:		5	100.00%	469	100.00%	204	100.00%	678	100.00%
Undervotes:		0		16		6		22	
Overvotes:		0		0		0		0	

City of Frisco Proposition D

Choice	Party	Absentee Voting		Early Voting		Election Day Voting		Total	
For		5	100.00%	350	74.15%	141	69.12%	496	72.83%
Against		0	0.00%	122	25.85%	63	30.88%	185	27.17%
Cast Votes:		5	100.00%	472	100.00%	204	100.00%	681	100.00%
Undervotes:		0		13		5		18	
Overvotes:		0		0		1		1	

City of Frisco Proposition E

Choice	Party	Absentee Voting		Early Voting		Election Day Voting		Total	
For		4	80.00%	269	57.73%	100	48.54%	373	55.10%
Against		1	20.00%	197	42.27%	106	51.46%	304	44.90%
Cast Votes:		5	100.00%	466	100.00%	206	100.00%	677	100.00%
Undervotes:		0		18		4		22	
Overvotes:		0		1		0		1	

Frisco Precinct

Denton County

Official Results

Registered Voters

10890 of 55675 = 19.56%

Precincts Reporting

22 of 22 = 100.00%

Joint, General & Special Elections

5/6/2023

Run Time 8:01 AM

Run Date 05/15/2023

Page 11

1023 - 17

460 of 2,802 registered voters = 16.42%

City of Frisco Mayor

Choice	Party	Absentee Voting		Early Voting		Election Day Voting		Total	
Jonathan David Spencer		0	0.00%	7	2.05%	1	0.93%	8	1.76%
Mark Piland		2	33.33%	166	48.68%	46	42.99%	214	47.14%
Jeff Cheney		4	66.67%	168	49.27%	60	56.07%	232	51.10%
Cast Votes:		6	100.00%	341	100.00%	107	100.00%	454	100.00%
Undervotes:		0		5		1		6	
Overvotes:		0		0		0		0	

City of Frisco City Council, Place 5

Choice	Party	Absentee Voting		Early Voting		Election Day Voting		Total	
Anwer Azam		2	40.00%	39	11.96%	17	16.67%	58	13.39%
Laura Rummel		3	60.00%	287	88.04%	85	83.33%	375	86.61%
Cast Votes:		5	100.00%	326	100.00%	102	100.00%	433	100.00%
Undervotes:		1		20		6		27	
Overvotes:		0		0		0		0	

City of Frisco City Council, Place 6

Choice	Party	Absentee Voting		Early Voting		Election Day Voting		Total	
Brian Livingston		5	100.00%	254	100.00%	73	100.00%	332	100.00%
Cast Votes:		5	100.00%	254	100.00%	73	100.00%	332	100.00%
Undervotes:		1		92		35		128	
Overvotes:		0		0		0		0	

City of Frisco Proposition A

Choice	Party	Absentee Voting		Early Voting		Election Day Voting		Total	
For		6	100.00%	221	65.77%	76	73.79%	303	68.09%
Against		0	0.00%	115	34.23%	27	26.21%	142	31.91%
Cast Votes:		6	100.00%	336	100.00%	103	100.00%	445	100.00%
Undervotes:		0		10		5		15	
Overvotes:		0		0		0		0	

Frisco Precinct

Denton County

Official Results

Registered Voters

10890 of 55675 = 19.56%

Precincts Reporting

22 of 22 = 100.00%

Joint, General & Special Elections

5/6/2023

Run Time 8:01 AM

Run Date 05/15/2023

Page 12

1023 - 17

460 of 2,802 registered voters = 16.42%

City of Frisco Proposition B

Choice	Party	Absentee Voting		Early Voting		Election Day Voting		Total	
For		6	100.00%	236	69.82%	72	70.59%	314	70.40%
Against		0	0.00%	102	30.18%	30	29.41%	132	29.60%
Cast Votes:		6	100.00%	338	100.00%	102	100.00%	446	100.00%
Undervotes:		0		7		5		12	
Overvotes:		0		1		1		2	

City of Frisco Proposition C

Choice	Party	Absentee Voting		Early Voting		Election Day Voting		Total	
For		6	100.00%	203	60.24%	67	64.42%	276	61.74%
Against		0	0.00%	134	39.76%	37	35.58%	171	38.26%
Cast Votes:		6	100.00%	337	100.00%	104	100.00%	447	100.00%
Undervotes:		0		9		4		13	
Overvotes:		0		0		0		0	

City of Frisco Proposition D

Choice	Party	Absentee Voting		Early Voting		Election Day Voting		Total	
For		6	100.00%	232	68.44%	78	75.00%	316	70.38%
Against		0	0.00%	107	31.56%	26	25.00%	133	29.62%
Cast Votes:		6	100.00%	339	100.00%	104	100.00%	449	100.00%
Undervotes:		0		6		4		10	
Overvotes:		0		1		0		1	

City of Frisco Proposition E

Choice	Party	Absentee Voting		Early Voting		Election Day Voting		Total	
For		6	100.00%	176	51.92%	54	51.92%	236	52.56%
Against		0	0.00%	163	48.08%	50	48.08%	213	47.44%
Cast Votes:		6	100.00%	339	100.00%	104	100.00%	449	100.00%
Undervotes:		0		7		4		11	
Overvotes:		0		0		0		0	

Frisco Precinct

Denton County

Official Results

Registered Voters

10890 of 55675 = 19.56%

Precincts Reporting

22 of 22 = 100.00%

Joint, General & Special Elections

5/6/2023

Run Time 8:01 AM

Run Date 05/15/2023

Page 13

1024 - 17

811 of 3,862 registered voters = 21.00%

City of Frisco Mayor

Choice	Party	Absentee Voting		Early Voting		Election Day Voting		Total	
Jonathan David Spencer		0	0.00%	11	2.02%	7	2.79%	18	2.24%
Mark Piland		2	33.33%	266	48.81%	119	47.41%	387	48.25%
Jeff Cheney		4	66.67%	268	49.17%	125	49.80%	397	49.50%
Cast Votes:		6	100.00%	545	100.00%	251	100.00%	802	100.00%
Undervotes:		0		6		3		9	
Overvotes:		0		0		0		0	

City of Frisco City Council, Place 5

Choice	Party	Absentee Voting		Early Voting		Election Day Voting		Total	
Anwer Azam		2	33.33%	57	11.09%	39	16.81%	98	13.03%
Laura Rummel		4	66.67%	457	88.91%	193	83.19%	654	86.97%
Cast Votes:		6	100.00%	514	100.00%	232	100.00%	752	100.00%
Undervotes:		0		37		22		59	
Overvotes:		0		0		0		0	

City of Frisco City Council, Place 6

Choice	Party	Absentee Voting		Early Voting		Election Day Voting		Total	
Brian Livingston		4	100.00%	398	100.00%	177	100.00%	579	100.00%
Cast Votes:		4	100.00%	398	100.00%	177	100.00%	579	100.00%
Undervotes:		2		153		77		232	
Overvotes:		0		0		0		0	

City of Frisco Proposition A

Choice	Party	Absentee Voting		Early Voting		Election Day Voting		Total	
For		2	50.00%	357	66.98%	151	62.40%	510	65.47%
Against		2	50.00%	176	33.02%	91	37.60%	269	34.53%
Cast Votes:		4	100.00%	533	100.00%	242	100.00%	779	100.00%
Undervotes:		2		18		12		32	
Overvotes:		0		0		0		0	

Frisco Precinct

Denton County

Official Results

Registered Voters

10890 of 55675 = 19.56%

Precincts Reporting

22 of 22 = 100.00%

Joint, General & Special Elections

5/6/2023

Run Time 8:01 AM

Run Date 05/15/2023

Page 14

1024 - 17

811 of 3,862 registered voters = 21.00%

City of Frisco Proposition B

Choice	Party	Absentee Voting		Early Voting		Election Day Voting		Total	
For		2	50.00%	376	70.15%	161	66.26%	539	68.84%
Against		2	50.00%	160	29.85%	82	33.74%	244	31.16%
Cast Votes:		4	100.00%	536	100.00%	243	100.00%	783	100.00%
Undervotes:		2		15		10		27	
Overvotes:		0		0		1		1	

City of Frisco Proposition C

Choice	Party	Absentee Voting		Early Voting		Election Day Voting		Total	
For		3	75.00%	318	59.66%	133	54.96%	454	58.28%
Against		1	25.00%	215	40.34%	109	45.04%	325	41.72%
Cast Votes:		4	100.00%	533	100.00%	242	100.00%	779	100.00%
Undervotes:		2		18		12		32	
Overvotes:		0		0		0		0	

City of Frisco Proposition D

Choice	Party	Absentee Voting		Early Voting		Election Day Voting		Total	
For		3	75.00%	361	67.48%	159	65.70%	523	66.97%
Against		1	25.00%	174	32.52%	83	34.30%	258	33.03%
Cast Votes:		4	100.00%	535	100.00%	242	100.00%	781	100.00%
Undervotes:		2		15		10		27	
Overvotes:		0		1		2		3	

City of Frisco Proposition E

Choice	Party	Absentee Voting		Early Voting		Election Day Voting		Total	
For		2	50.00%	260	48.87%	104	42.98%	366	47.04%
Against		2	50.00%	272	51.13%	138	57.02%	412	52.96%
Cast Votes:		4	100.00%	532	100.00%	242	100.00%	778	100.00%
Undervotes:		2		19		12		33	
Overvotes:		0		0		0		0	

Frisco Precinct

Denton County

Official Results

Registered Voters

10890 of 55675 = 19.56%

Precincts Reporting

22 of 22 = 100.00%

Joint, General & Special Elections

5/6/2023

Run Time 8:01 AM

Run Date 05/15/2023

Page 15

1025 - 17

410 of 1,941 registered voters = 21.12%

City of Frisco Mayor

Choice	Party	Absentee Voting		Early Voting		Election Day Voting		Total	
Jonathan David Spencer		0	0.00%	11	3.65%	2	2.13%	13	3.26%
Mark Piland		0	0.00%	119	39.53%	37	39.36%	156	39.10%
Jeff Cheney		4	100.00%	171	56.81%	55	58.51%	230	57.64%
Cast Votes:		4	100.00%	301	100.00%	94	100.00%	399	100.00%
Undervotes:		0		9		2		11	
Overvotes:		0		0		0		0	

City of Frisco City Council, Place 5

Choice	Party	Absentee Voting		Early Voting		Election Day Voting		Total	
Anwer Azam		1	25.00%	39	13.45%	14	16.28%	54	14.21%
Laura Rummel		3	75.00%	251	86.55%	72	83.72%	326	85.79%
Cast Votes:		4	100.00%	290	100.00%	86	100.00%	380	100.00%
Undervotes:		0		20		10		30	
Overvotes:		0		0		0		0	

City of Frisco City Council, Place 6

Choice	Party	Absentee Voting		Early Voting		Election Day Voting		Total	
Brian Livingston		4	100.00%	210	100.00%	60	100.00%	274	100.00%
Cast Votes:		4	100.00%	210	100.00%	60	100.00%	274	100.00%
Undervotes:		0		100		36		136	
Overvotes:		0		0		0		0	

City of Frisco Proposition A

Choice	Party	Absentee Voting		Early Voting		Election Day Voting		Total	
For		4	100.00%	196	65.12%	55	59.14%	255	64.07%
Against		0	0.00%	105	34.88%	38	40.86%	143	35.93%
Cast Votes:		4	100.00%	301	100.00%	93	100.00%	398	100.00%
Undervotes:		0		8		3		11	
Overvotes:		0		1		0		1	

Frisco Precinct

Denton County

Official Results

Registered Voters

10890 of 55675 = 19.56%

Precincts Reporting

22 of 22 = 100.00%

Joint, General & Special Elections

5/6/2023

Run Time 8:01 AM

Run Date 05/15/2023

Page 16

1025 - 17

410 of 1,941 registered voters = 21.12%

City of Frisco Proposition B

Choice	Party	Absentee Voting		Early Voting		Election Day Voting		Total	
For		4	100.00%	203	67.44%	53	56.99%	260	65.33%
Against		0	0.00%	98	32.56%	40	43.01%	138	34.67%
Cast Votes:		4	100.00%	301	100.00%	93	100.00%	398	100.00%
Undervotes:		0		9		3		12	
Overvotes:		0		0		0		0	

City of Frisco Proposition C

Choice	Party	Absentee Voting		Early Voting		Election Day Voting		Total	
For		4	100.00%	164	55.22%	53	57.61%	221	56.23%
Against		0	0.00%	133	44.78%	39	42.39%	172	43.77%
Cast Votes:		4	100.00%	297	100.00%	92	100.00%	393	100.00%
Undervotes:		0		12		3		15	
Overvotes:		0		1		1		2	

City of Frisco Proposition D

Choice	Party	Absentee Voting		Early Voting		Election Day Voting		Total	
For		3	75.00%	193	63.91%	60	64.52%	256	64.16%
Against		1	25.00%	109	36.09%	33	35.48%	143	35.84%
Cast Votes:		4	100.00%	302	100.00%	93	100.00%	399	100.00%
Undervotes:		0		7		2		9	
Overvotes:		0		1		1		2	

City of Frisco Proposition E

Choice	Party	Absentee Voting		Early Voting		Election Day Voting		Total	
For		3	75.00%	148	49.17%	44	46.81%	195	48.87%
Against		1	25.00%	153	50.83%	50	53.19%	204	51.13%
Cast Votes:		4	100.00%	301	100.00%	94	100.00%	399	100.00%
Undervotes:		0		9		2		11	
Overvotes:		0		0		0		0	

Frisco Precinct

Denton County

Official Results

Registered Voters

10890 of 55675 = 19.56%

Precincts Reporting

22 of 22 = 100.00%

Joint, General & Special Elections

5/6/2023

Run Time 8:01 AM

Run Date 05/15/2023

Page 17

1026 - 16

1,355 of 4,063 registered voters = 33.35%

City of Frisco Mayor

Choice	Party	Absentee Voting		Early Voting		Election Day Voting		Total	
Jonathan David Spencer		1	1.69%	22	1.93%	7	4.86%	30	2.24%
Mark Piland		9	15.25%	538	47.32%	65	45.14%	612	45.67%
Jeff Cheney		49	83.05%	577	50.75%	72	50.00%	698	52.09%
Cast Votes:		59	100.00%	1,137	100.00%	144	100.00%	1,340	100.00%
Undervotes:		2		9		3		14	
Overvotes:		0		1		0		1	

City of Frisco City Council, Place 5

Choice	Party	Absentee Voting		Early Voting		Election Day Voting		Total	
Anwer Azam		7	11.86%	76	6.85%	8	5.84%	91	6.97%
Laura Rummel		52	88.14%	1,034	93.15%	129	94.16%	1,215	93.03%
Cast Votes:		59	100.00%	1,110	100.00%	137	100.00%	1,306	100.00%
Undervotes:		2		37		10		49	
Overvotes:		0		0		0		0	

City of Frisco City Council, Place 6

Choice	Party	Absentee Voting		Early Voting		Election Day Voting		Total	
Brian Livingston		46	100.00%	850	100.00%	106	100.00%	1,002	100.00%
Cast Votes:		46	100.00%	850	100.00%	106	100.00%	1,002	100.00%
Undervotes:		15		297		41		353	
Overvotes:		0		0		0		0	

City of Frisco Proposition A

Choice	Party	Absentee Voting		Early Voting		Election Day Voting		Total	
For		51	85.00%	767	68.54%	92	66.67%	910	69.10%
Against		9	15.00%	352	31.46%	46	33.33%	407	30.90%
Cast Votes:		60	100.00%	1,119	100.00%	138	100.00%	1,317	100.00%
Undervotes:		1		28		9		38	
Overvotes:		0		0		0		0	

Frisco Precinct

Denton County

Official Results

Registered Voters

10890 of 55675 = 19.56%

Precincts Reporting

22 of 22 = 100.00%

Joint, General & Special Elections

5/6/2023

Run Time 8:01 AM

Run Date 05/15/2023

Page 18

1026 - 16

1,355 of 4,063 registered voters = 33.35%

City of Frisco Proposition B

Choice	Party	Absentee Voting		Early Voting		Election Day Voting		Total	
For		52	86.67%	805	71.24%	103	74.10%	960	72.23%
Against		8	13.33%	325	28.76%	36	25.90%	369	27.77%
Cast Votes:		60	100.00%	1,130	100.00%	139	100.00%	1,329	100.00%
Undervotes:		1		17		8		26	
Overvotes:		0		0		0		0	

City of Frisco Proposition C

Choice	Party	Absentee Voting		Early Voting		Election Day Voting		Total	
For		41	67.21%	647	57.56%	74	54.01%	762	57.64%
Against		20	32.79%	477	42.44%	63	45.99%	560	42.36%
Cast Votes:		61	100.00%	1,124	100.00%	137	100.00%	1,322	100.00%
Undervotes:		0		23		10		33	
Overvotes:		0		0		0		0	

City of Frisco Proposition D

Choice	Party	Absentee Voting		Early Voting		Election Day Voting		Total	
For		38	62.30%	675	59.95%	77	56.62%	790	59.71%
Against		23	37.70%	451	40.05%	59	43.38%	533	40.29%
Cast Votes:		61	100.00%	1,126	100.00%	136	100.00%	1,323	100.00%
Undervotes:		0		21		10		31	
Overvotes:		0		0		1		1	

City of Frisco Proposition E

Choice	Party	Absentee Voting		Early Voting		Election Day Voting		Total	
For		40	65.57%	590	52.54%	70	52.24%	700	53.11%
Against		21	34.43%	533	47.46%	64	47.76%	618	46.89%
Cast Votes:		61	100.00%	1,123	100.00%	134	100.00%	1,318	100.00%
Undervotes:		0		24		13		37	
Overvotes:		0		0		0		0	

Frisco Precinct

Denton County

Official Results

Registered Voters

10890 of 55675 = 19.56%

Precincts Reporting

22 of 22 = 100.00%

Joint, General & Special Elections

5/6/2023

Run Time 8:01 AM

Run Date 05/15/2023

Page 19

1026 - 17

412 of 1,017 registered voters = 40.51%

City of Frisco Mayor

Choice	Party	Absentee Voting		Early Voting		Election Day Voting		Total	
Jonathan David Spencer		0	0.00%	7	1.97%	0	0.00%	7	1.72%
Mark Piland		10	55.56%	186	52.39%	18	52.94%	214	52.58%
Jeff Cheney		8	44.44%	162	45.63%	16	47.06%	186	45.70%
Cast Votes:		18	100.00%	355	100.00%	34	100.00%	407	100.00%
Undervotes:		0		5		0		5	
Overvotes:		0		0		0		0	

City of Frisco City Council, Place 5

Choice	Party	Absentee Voting		Early Voting		Election Day Voting		Total	
Anwer Azam		1	5.56%	26	7.47%	1	3.45%	28	7.09%
Laura Rummel		17	94.44%	322	92.53%	28	96.55%	367	92.91%
Cast Votes:		18	100.00%	348	100.00%	29	100.00%	395	100.00%
Undervotes:		0		12		5		17	
Overvotes:		0		0		0		0	

City of Frisco City Council, Place 6

Choice	Party	Absentee Voting		Early Voting		Election Day Voting		Total	
Brian Livingston		14	100.00%	292	100.00%	24	100.00%	330	100.00%
Cast Votes:		14	100.00%	292	100.00%	24	100.00%	330	100.00%
Undervotes:		4		68		10		82	
Overvotes:		0		0		0		0	

City of Frisco Proposition A

Choice	Party	Absentee Voting		Early Voting		Election Day Voting		Total	
For		13	76.47%	260	74.29%	21	67.74%	294	73.87%
Against		4	23.53%	90	25.71%	10	32.26%	104	26.13%
Cast Votes:		17	100.00%	350	100.00%	31	100.00%	398	100.00%
Undervotes:		1		10		3		14	
Overvotes:		0		0		0		0	

Frisco Precinct

Denton County

Official Results

Registered Voters

10890 of 55675 = 19.56%

Precincts Reporting

22 of 22 = 100.00%

Joint, General & Special Elections

5/6/2023

Run Time 8:01 AM

Run Date 05/15/2023

Page 20

1026 - 17

412 of 1,017 registered voters = 40.51%

City of Frisco Proposition B

Choice	Party	Absentee Voting		Early Voting		Election Day Voting		Total	
For		13	76.47%	276	77.97%	22	68.75%	311	77.17%
Against		4	23.53%	78	22.03%	10	31.25%	92	22.83%
Cast Votes:		17	100.00%	354	100.00%	32	100.00%	403	100.00%
Undervotes:		1		6		2		9	
Overvotes:		0		0		0		0	

City of Frisco Proposition C

Choice	Party	Absentee Voting		Early Voting		Election Day Voting		Total	
For		8	47.06%	228	64.77%	17	53.13%	253	63.09%
Against		9	52.94%	124	35.23%	15	46.88%	148	36.91%
Cast Votes:		17	100.00%	352	100.00%	32	100.00%	401	100.00%
Undervotes:		1		8		2		11	
Overvotes:		0		0		0		0	

City of Frisco Proposition D

Choice	Party	Absentee Voting		Early Voting		Election Day Voting		Total	
For		9	52.94%	232	65.72%	14	43.75%	255	63.43%
Against		8	47.06%	121	34.28%	18	56.25%	147	36.57%
Cast Votes:		17	100.00%	353	100.00%	32	100.00%	402	100.00%
Undervotes:		1		7		2		10	
Overvotes:		0		0		0		0	

City of Frisco Proposition E

Choice	Party	Absentee Voting		Early Voting		Election Day Voting		Total	
For		9	52.94%	204	58.12%	11	34.38%	224	56.00%
Against		8	47.06%	147	41.88%	21	65.63%	176	44.00%
Cast Votes:		17	100.00%	351	100.00%	32	100.00%	400	100.00%
Undervotes:		1		9		2		12	
Overvotes:		0		0		0		0	

Frisco Precinct

Denton County

Official Results

Registered Voters

10890 of 55675 = 19.56%

Precincts Reporting

22 of 22 = 100.00%

Joint, General & Special Elections

5/6/2023

Run Time 8:01 AM

Run Date 05/15/2023

Page 21

1032 - 17

1,056 of 4,591 registered voters = 23.00%

City of Frisco Mayor

Choice	Party	Absentee Voting		Early Voting		Election Day Voting		Total	
Jonathan David Spencer		0	0.00%	13	1.66%	7	2.81%	20	1.93%
Mark Piland		4	57.14%	388	49.68%	119	47.79%	511	49.28%
Jeff Cheney		3	42.86%	380	48.66%	123	49.40%	506	48.79%
Cast Votes:		7	100.00%	781	100.00%	249	100.00%	1,037	100.00%
Undervotes:		0		15		4		19	
Overvotes:		0		0		0		0	

City of Frisco City Council, Place 5

Choice	Party	Absentee Voting		Early Voting		Election Day Voting		Total	
Anwer Azam		0	0.00%	85	11.52%	34	14.41%	119	12.13%
Laura Rummel		7	100.00%	653	88.48%	202	85.59%	862	87.87%
Cast Votes:		7	100.00%	738	100.00%	236	100.00%	981	100.00%
Undervotes:		0		56		17		73	
Overvotes:		0		2		0		2	

City of Frisco City Council, Place 6

Choice	Party	Absentee Voting		Early Voting		Election Day Voting		Total	
Brian Livingston		6	100.00%	562	100.00%	185	100.00%	753	100.00%
Cast Votes:		6	100.00%	562	100.00%	185	100.00%	753	100.00%
Undervotes:		1		234		68		303	
Overvotes:		0		0		0		0	

City of Frisco Proposition A

Choice	Party	Absentee Voting		Early Voting		Election Day Voting		Total	
For		4	57.14%	501	65.23%	155	62.75%	660	64.58%
Against		3	42.86%	267	34.77%	92	37.25%	362	35.42%
Cast Votes:		7	100.00%	768	100.00%	247	100.00%	1,022	100.00%
Undervotes:		0		28		6		34	
Overvotes:		0		0		0		0	

Frisco Precinct

Denton County

Official Results

Registered Voters

10890 of 55675 = 19.56%

Precincts Reporting

22 of 22 = 100.00%

Joint, General & Special Elections

5/6/2023

Run Time 8:01 AM

Run Date 05/15/2023

Page 22

1032 - 17

1,056 of 4,591 registered voters = 23.00%

City of Frisco Proposition B

Choice	Party	Absentee Voting		Early Voting		Election Day Voting		Total	
For		5	71.43%	506	65.54%	158	63.71%	669	65.14%
Against		2	28.57%	266	34.46%	90	36.29%	358	34.86%
Cast Votes:		7	100.00%	772	100.00%	248	100.00%	1,027	100.00%
Undervotes:		0		24		5		29	
Overvotes:		0		0		0		0	

City of Frisco Proposition C

Choice	Party	Absentee Voting		Early Voting		Election Day Voting		Total	
For		3	42.86%	442	57.33%	129	52.02%	574	55.95%
Against		4	57.14%	329	42.67%	119	47.98%	452	44.05%
Cast Votes:		7	100.00%	771	100.00%	248	100.00%	1,026	100.00%
Undervotes:		0		25		5		30	
Overvotes:		0		0		0		0	

City of Frisco Proposition D

Choice	Party	Absentee Voting		Early Voting		Election Day Voting		Total	
For		2	28.57%	499	64.30%	160	64.26%	661	64.05%
Against		5	71.43%	277	35.70%	89	35.74%	371	35.95%
Cast Votes:		7	100.00%	776	100.00%	249	100.00%	1,032	100.00%
Undervotes:		0		18		4		22	
Overvotes:		0		2		0		2	

City of Frisco Proposition E

Choice	Party	Absentee Voting		Early Voting		Election Day Voting		Total	
For		4	57.14%	377	49.02%	111	44.94%	492	48.09%
Against		3	42.86%	392	50.98%	136	55.06%	531	51.91%
Cast Votes:		7	100.00%	769	100.00%	247	100.00%	1,023	100.00%
Undervotes:		0		27		6		33	
Overvotes:		0		0		0		0	

Frisco Precinct

Denton County

Official Results

Registered Voters

10890 of 55675 = 19.56%

Precincts Reporting

22 of 22 = 100.00%

Joint, General & Special Elections

5/6/2023

Run Time 8:01 AM

Run Date 05/15/2023

Page 23

1033 - 17

714 of 2,986 registered voters = 23.91%

City of Frisco Mayor

Choice	Party	Absentee Voting		Early Voting		Election Day Voting		Total	
Jonathan David Spencer		0	0.00%	12	2.24%	10	6.33%	22	3.15%
Mark Piland		1	20.00%	256	47.76%	66	41.77%	323	46.21%
Jeff Cheney		4	80.00%	268	50.00%	82	51.90%	354	50.64%
Cast Votes:		5	100.00%	536	100.00%	158	100.00%	699	100.00%
Undervotes:		0		10		5		15	
Overvotes:		0		0		0		0	

City of Frisco City Council, Place 5

Choice	Party	Absentee Voting		Early Voting		Election Day Voting		Total	
Anwer Azam		0	0.00%	73	14.37%	37	25.00%	110	16.67%
Laura Rummel		4	100.00%	435	85.63%	111	75.00%	550	83.33%
Cast Votes:		4	100.00%	508	100.00%	148	100.00%	660	100.00%
Undervotes:		1		38		15		54	
Overvotes:		0		0		0		0	

City of Frisco City Council, Place 6

Choice	Party	Absentee Voting		Early Voting		Election Day Voting		Total	
Brian Livingston		2	100.00%	401	100.00%	115	100.00%	518	100.00%
Cast Votes:		2	100.00%	401	100.00%	115	100.00%	518	100.00%
Undervotes:		3		145		48		196	
Overvotes:		0		0		0		0	

City of Frisco Proposition A

Choice	Party	Absentee Voting		Early Voting		Election Day Voting		Total	
For		4	80.00%	340	65.13%	101	63.52%	445	64.87%
Against		1	20.00%	182	34.87%	58	36.48%	241	35.13%
Cast Votes:		5	100.00%	522	100.00%	159	100.00%	686	100.00%
Undervotes:		0		23		4		27	
Overvotes:		0		1		0		1	

Frisco Precinct

Denton County

Official Results

Registered Voters

10890 of 55675 = 19.56%

Precincts Reporting

22 of 22 = 100.00%

Joint, General & Special Elections

5/6/2023

Run Time 8:01 AM

Run Date 05/15/2023

Page 24

1033 - 17

714 of 2,986 registered voters = 23.91%

City of Frisco Proposition B

Choice	Party	Absentee Voting		Early Voting		Election Day Voting		Total	
For		4	80.00%	333	63.55%	104	65.82%	441	64.19%
Against		1	20.00%	191	36.45%	54	34.18%	246	35.81%
Cast Votes:		5	100.00%	524	100.00%	158	100.00%	687	100.00%
Undervotes:		0		22		5		27	
Overvotes:		0		0		0		0	

City of Frisco Proposition C

Choice	Party	Absentee Voting		Early Voting		Election Day Voting		Total	
For		2	50.00%	280	53.74%	89	55.97%	371	54.24%
Against		2	50.00%	241	46.26%	70	44.03%	313	45.76%
Cast Votes:		4	100.00%	521	100.00%	159	100.00%	684	100.00%
Undervotes:		1		25		4		30	
Overvotes:		0		0		0		0	

City of Frisco Proposition D

Choice	Party	Absentee Voting		Early Voting		Election Day Voting		Total	
For		3	75.00%	347	65.84%	105	66.04%	455	65.94%
Against		1	25.00%	180	34.16%	54	33.96%	235	34.06%
Cast Votes:		4	100.00%	527	100.00%	159	100.00%	690	100.00%
Undervotes:		1		19		4		24	
Overvotes:		0		0		0		0	

City of Frisco Proposition E

Choice	Party	Absentee Voting		Early Voting		Election Day Voting		Total	
For		4	80.00%	233	44.30%	70	43.75%	307	44.43%
Against		1	20.00%	293	55.70%	90	56.25%	384	55.57%
Cast Votes:		5	100.00%	526	100.00%	160	100.00%	691	100.00%
Undervotes:		0		20		3		23	
Overvotes:		0		0		0		0	

Frisco Precinct

Denton County

Official Results

Registered Voters

10890 of 55675 = 19.56%

Precincts Reporting

22 of 22 = 100.00%

Joint, General & Special Elections

5/6/2023

Run Time 8:01 AM

Run Date 05/15/2023

Page 25

1036 - 17

687 of 3,822 registered voters = 17.97%

City of Frisco Mayor

Choice	Party	Absentee Voting		Early Voting		Election Day Voting		Total	
Jonathan David Spencer		0	0.00%	12	2.48%	10	5.35%	22	3.26%
Mark Piland		1	25.00%	172	35.61%	76	40.64%	249	36.94%
Jeff Cheney		3	75.00%	299	61.90%	101	54.01%	403	59.79%
Cast Votes:		4	100.00%	483	100.00%	187	100.00%	674	100.00%
Undervotes:		0		9		4		13	
Overvotes:		0		0		0		0	

City of Frisco City Council, Place 5

Choice	Party	Absentee Voting		Early Voting		Election Day Voting		Total	
Anwer Azam		0	0.00%	62	13.75%	38	21.97%	100	15.92%
Laura Rummel		4	100.00%	389	86.25%	135	78.03%	528	84.08%
Cast Votes:		4	100.00%	451	100.00%	173	100.00%	628	100.00%
Undervotes:		0		41		18		59	
Overvotes:		0		0		0		0	

City of Frisco City Council, Place 6

Choice	Party	Absentee Voting		Early Voting		Election Day Voting		Total	
Brian Livingston		4	100.00%	343	100.00%	133	100.00%	480	100.00%
Cast Votes:		4	100.00%	343	100.00%	133	100.00%	480	100.00%
Undervotes:		0		149		58		207	
Overvotes:		0		0		0		0	

City of Frisco Proposition A

Choice	Party	Absentee Voting		Early Voting		Election Day Voting		Total	
For		3	100.00%	335	69.94%	116	63.04%	454	68.17%
Against		0	0.00%	144	30.06%	68	36.96%	212	31.83%
Cast Votes:		3	100.00%	479	100.00%	184	100.00%	666	100.00%
Undervotes:		1		13		6		20	
Overvotes:		0		0		1		1	

Frisco Precinct

Denton County

Official Results

Registered Voters

10890 of 55675 = 19.56%

Precincts Reporting

22 of 22 = 100.00%

Joint, General & Special Elections

5/6/2023

Run Time 8:01 AM

Run Date 05/15/2023

Page 26

1036 - 17

687 of 3,822 registered voters = 17.97%

City of Frisco Proposition B

Choice	Party	Absentee Voting		Early Voting		Election Day Voting		Total	
For		4	100.00%	342	71.55%	120	64.86%	466	69.87%
Against		0	0.00%	136	28.45%	65	35.14%	201	30.13%
Cast Votes:		4	100.00%	478	100.00%	185	100.00%	667	100.00%
Undervotes:		0		14		5		19	
Overvotes:		0		0		1		1	

City of Frisco Proposition C

Choice	Party	Absentee Voting		Early Voting		Election Day Voting		Total	
For		3	75.00%	295	61.84%	104	56.52%	402	60.45%
Against		1	25.00%	182	38.16%	80	43.48%	263	39.55%
Cast Votes:		4	100.00%	477	100.00%	184	100.00%	665	100.00%
Undervotes:		0		15		7		22	
Overvotes:		0		0		0		0	

City of Frisco Proposition D

Choice	Party	Absentee Voting		Early Voting		Election Day Voting		Total	
For		4	100.00%	331	68.25%	121	65.41%	456	67.66%
Against		0	0.00%	154	31.75%	64	34.59%	218	32.34%
Cast Votes:		4	100.00%	485	100.00%	185	100.00%	674	100.00%
Undervotes:		0		7		6		13	
Overvotes:		0		0		0		0	

City of Frisco Proposition E

Choice	Party	Absentee Voting		Early Voting		Election Day Voting		Total	
For		3	75.00%	247	51.67%	81	43.78%	331	49.63%
Against		1	25.00%	231	48.33%	104	56.22%	336	50.37%
Cast Votes:		4	100.00%	478	100.00%	185	100.00%	667	100.00%
Undervotes:		0		13		6		19	
Overvotes:		0		1		0		1	

Frisco Precinct

Denton County

Official Results

Registered Voters

10890 of 55675 = 19.56%

Precincts Reporting

22 of 22 = 100.00%

Joint, General & Special Elections

5/6/2023

Run Time 8:01 AM

Run Date 05/15/2023

Page 27

1037 - 17

275 of 1,862 registered voters = 14.77%

City of Frisco Mayor

Choice	Party	Absentee Voting		Early Voting		Election Day Voting		Total	
Jonathan David Spencer		0	0.00%	2	1.18%	3	3.00%	5	1.86%
Mark Piland		0	0.00%	55	32.54%	37	37.00%	92	34.20%
Jeff Cheney		0	0.00%	112	66.27%	60	60.00%	172	63.94%
Cast Votes:		0	0.00%	169	100.00%	100	100.00%	269	100.00%
Undervotes:		0		2		4		6	
Overvotes:		0		0		0		0	

City of Frisco City Council, Place 5

Choice	Party	Absentee Voting		Early Voting		Election Day Voting		Total	
Anwer Azam		0	0.00%	26	16.35%	17	17.35%	43	16.73%
Laura Rummel		0	0.00%	133	83.65%	81	82.65%	214	83.27%
Cast Votes:		0	0.00%	159	100.00%	98	100.00%	257	100.00%
Undervotes:		0		12		6		18	
Overvotes:		0		0		0		0	

City of Frisco City Council, Place 6

Choice	Party	Absentee Voting		Early Voting		Election Day Voting		Total	
Brian Livingston		0	0.00%	126	100.00%	69	100.00%	195	100.00%
Cast Votes:		0	0.00%	126	100.00%	69	100.00%	195	100.00%
Undervotes:		0		45		35		80	
Overvotes:		0		0		0		0	

City of Frisco Proposition A

Choice	Party	Absentee Voting		Early Voting		Election Day Voting		Total	
For		0	0.00%	103	62.42%	67	65.69%	170	63.67%
Against		0	0.00%	62	37.58%	35	34.31%	97	36.33%
Cast Votes:		0	0.00%	165	100.00%	102	100.00%	267	100.00%
Undervotes:		0		6		2		8	
Overvotes:		0		0		0		0	

Frisco Precinct

Denton County

Official Results

Registered Voters

10890 of 55675 = 19.56%

Precincts Reporting

22 of 22 = 100.00%

Joint, General & Special Elections

5/6/2023

Run Time 8:01 AM

Run Date 05/15/2023

Page 28

1037 - 17

275 of 1,862 registered voters = 14.77%

City of Frisco Proposition B

Choice	Party	Absentee Voting		Early Voting		Election Day Voting		Total	
For		0	0.00%	114	68.26%	68	67.33%	182	67.91%
Against		0	0.00%	53	31.74%	33	32.67%	86	32.09%
Cast Votes:		0	0.00%	167	100.00%	101	100.00%	268	100.00%
Undervotes:		0		4		2		6	
Overvotes:		0		0		1		1	

City of Frisco Proposition C

Choice	Party	Absentee Voting		Early Voting		Election Day Voting		Total	
For		0	0.00%	97	58.43%	59	58.42%	156	58.43%
Against		0	0.00%	69	41.57%	42	41.58%	111	41.57%
Cast Votes:		0	0.00%	166	100.00%	101	100.00%	267	100.00%
Undervotes:		0		5		3		8	
Overvotes:		0		0		0		0	

City of Frisco Proposition D

Choice	Party	Absentee Voting		Early Voting		Election Day Voting		Total	
For		0	0.00%	122	72.62%	67	65.69%	189	70.00%
Against		0	0.00%	46	27.38%	35	34.31%	81	30.00%
Cast Votes:		0	0.00%	168	100.00%	102	100.00%	270	100.00%
Undervotes:		0		3		2		5	
Overvotes:		0		0		0		0	

City of Frisco Proposition E

Choice	Party	Absentee Voting		Early Voting		Election Day Voting		Total	
For		0	0.00%	78	46.71%	52	51.49%	130	48.51%
Against		0	0.00%	89	53.29%	49	48.51%	138	51.49%
Cast Votes:		0	0.00%	167	100.00%	101	100.00%	268	100.00%
Undervotes:		0		4		3		7	
Overvotes:		0		0		0		0	

Frisco Precinct

Denton County

Official Results

Registered Voters

10890 of 55675 = 19.56%

Precincts Reporting

22 of 22 = 100.00%

Joint, General & Special Elections

5/6/2023

Run Time 8:01 AM

Run Date 05/15/2023

Page 29

1039 - 17

37 of 486 registered voters = 7.61%

City of Frisco Mayor

Choice	Party	Absentee Voting		Early Voting		Election Day Voting		Total	
Jonathan David Spencer		0	0.00%	4	12.90%	0	0.00%	4	10.81%
Mark Piland		0	0.00%	17	54.84%	2	33.33%	19	51.35%
Jeff Cheney		0	0.00%	10	32.26%	4	66.67%	14	37.84%
Cast Votes:		0	0.00%	31	100.00%	6	100.00%	37	100.00%
Undervotes:		0		0		0		0	
Overvotes:		0		0		0		0	

City of Frisco City Council, Place 5

Choice	Party	Absentee Voting		Early Voting		Election Day Voting		Total	
Anwer Azam		0	0.00%	14	48.28%	2	50.00%	16	48.48%
Laura Rummel		0	0.00%	15	51.72%	2	50.00%	17	51.52%
Cast Votes:		0	0.00%	29	100.00%	4	100.00%	33	100.00%
Undervotes:		0		1		2		3	
Overvotes:		0		1		0		1	

City of Frisco City Council, Place 6

Choice	Party	Absentee Voting		Early Voting		Election Day Voting		Total	
Brian Livingston		0	0.00%	27	100.00%	4	100.00%	31	100.00%
Cast Votes:		0	0.00%	27	100.00%	4	100.00%	31	100.00%
Undervotes:		0		4		2		6	
Overvotes:		0		0		0		0	

City of Frisco Proposition A

Choice	Party	Absentee Voting		Early Voting		Election Day Voting		Total	
For		0	0.00%	18	58.06%	1	16.67%	19	51.35%
Against		0	0.00%	13	41.94%	5	83.33%	18	48.65%
Cast Votes:		0	0.00%	31	100.00%	6	100.00%	37	100.00%
Undervotes:		0		0		0		0	
Overvotes:		0		0		0		0	

Frisco Precinct

Denton County

Official Results

Registered Voters

10890 of 55675 = 19.56%

Precincts Reporting

22 of 22 = 100.00%

Run Time 8:01 AM
Run Date 05/15/2023

Joint, General & Special Elections

5/6/2023

Page 30

1039 - 17

37 of 486 registered voters = 7.61%

City of Frisco Proposition B

Choice	Party	Absentee Voting		Early Voting		Election Day Voting		Total	
For		0	0.00%	19	63.33%	3	50.00%	22	61.11%
Against		0	0.00%	11	36.67%	3	50.00%	14	38.89%
Cast Votes:		0	0.00%	30	100.00%	6	100.00%	36	100.00%
Undervotes:		0		1		0		1	
Overvotes:		0		0		0		0	

City of Frisco Proposition C

Choice	Party	Absentee Voting		Early Voting		Election Day Voting		Total	
For		0	0.00%	16	51.61%	1	16.67%	17	45.95%
Against		0	0.00%	15	48.39%	5	83.33%	20	54.05%
Cast Votes:		0	0.00%	31	100.00%	6	100.00%	37	100.00%
Undervotes:		0		0		0		0	
Overvotes:		0		0		0		0	

City of Frisco Proposition D

Choice	Party	Absentee Voting		Early Voting		Election Day Voting		Total	
For		0	0.00%	20	64.52%	4	66.67%	24	64.86%
Against		0	0.00%	11	35.48%	2	33.33%	13	35.14%
Cast Votes:		0	0.00%	31	100.00%	6	100.00%	37	100.00%
Undervotes:		0		0		0		0	
Overvotes:		0		0		0		0	

City of Frisco Proposition E

Choice	Party	Absentee Voting		Early Voting		Election Day Voting		Total	
For		0	0.00%	15	48.39%	2	33.33%	17	45.95%
Against		0	0.00%	16	51.61%	4	66.67%	20	54.05%
Cast Votes:		0	0.00%	31	100.00%	6	100.00%	37	100.00%
Undervotes:		0		0		0		0	
Overvotes:		0		0		0		0	

Frisco Precinct

Denton County

Official Results

Registered Voters

10890 of 55675 = 19.56%

Precincts Reporting

22 of 22 = 100.00%

Run Time 8:01 AM
Run Date 05/15/2023

Joint, General & Special Elections

5/6/2023

Page 31

1040 - 17

0 of 0 registered voters = 0.00%

City of Frisco Mayor

Choice	Party	Absentee Voting		Early Voting		Election Day Voting		Total	
Jonathan David Spencer		0	0.00%	0	0.00%	0	0.00%	0	0.00%
Mark Piland		0	0.00%	0	0.00%	0	0.00%	0	0.00%
Jeff Cheney		0	0.00%	0	0.00%	0	0.00%	0	0.00%
Cast Votes:		0	0.00%	0	0.00%	0	0.00%	0	0.00%
Undervotes:		0		0		0		0	
Overvotes:		0		0		0		0	

City of Frisco City Council, Place 5

Choice	Party	Absentee Voting		Early Voting		Election Day Voting		Total	
Anwer Azam		0	0.00%	0	0.00%	0	0.00%	0	0.00%
Laura Rummel		0	0.00%	0	0.00%	0	0.00%	0	0.00%
Cast Votes:		0	0.00%	0	0.00%	0	0.00%	0	0.00%
Undervotes:		0		0		0		0	
Overvotes:		0		0		0		0	

City of Frisco City Council, Place 6

Choice	Party	Absentee Voting		Early Voting		Election Day Voting		Total	
Brian Livingston		0	0.00%	0	0.00%	0	0.00%	0	0.00%
Cast Votes:		0	0.00%	0	0.00%	0	0.00%	0	0.00%
Undervotes:		0		0		0		0	
Overvotes:		0		0		0		0	

City of Frisco Proposition A

Choice	Party	Absentee Voting		Early Voting		Election Day Voting		Total	
For		0	0.00%	0	0.00%	0	0.00%	0	0.00%
Against		0	0.00%	0	0.00%	0	0.00%	0	0.00%
Cast Votes:		0	0.00%	0	0.00%	0	0.00%	0	0.00%
Undervotes:		0		0		0		0	
Overvotes:		0		0		0		0	

Frisco Precinct

Denton County

Official Results

Registered Voters

10890 of 55675 = 19.56%

Precincts Reporting

22 of 22 = 100.00%

Run Time 8:01 AM
Run Date 05/15/2023

Joint, General & Special Elections

5/6/2023

Page 32

1040 - 17

0 of 0 registered voters = 0.00%

City of Frisco Proposition B

Choice	Party	Absentee Voting		Early Voting		Election Day Voting		Total	
For		0	0.00%	0	0.00%	0	0.00%	0	0.00%
Against		0	0.00%	0	0.00%	0	0.00%	0	0.00%
Cast Votes:		0	0.00%	0	0.00%	0	0.00%	0	0.00%
Undervotes:		0		0		0		0	
Overvotes:		0		0		0		0	

City of Frisco Proposition C

Choice	Party	Absentee Voting		Early Voting		Election Day Voting		Total	
For		0	0.00%	0	0.00%	0	0.00%	0	0.00%
Against		0	0.00%	0	0.00%	0	0.00%	0	0.00%
Cast Votes:		0	0.00%	0	0.00%	0	0.00%	0	0.00%
Undervotes:		0		0		0		0	
Overvotes:		0		0		0		0	

City of Frisco Proposition D

Choice	Party	Absentee Voting		Early Voting		Election Day Voting		Total	
For		0	0.00%	0	0.00%	0	0.00%	0	0.00%
Against		0	0.00%	0	0.00%	0	0.00%	0	0.00%
Cast Votes:		0	0.00%	0	0.00%	0	0.00%	0	0.00%
Undervotes:		0		0		0		0	
Overvotes:		0		0		0		0	

City of Frisco Proposition E

Choice	Party	Absentee Voting		Early Voting		Election Day Voting		Total	
For		0	0.00%	0	0.00%	0	0.00%	0	0.00%
Against		0	0.00%	0	0.00%	0	0.00%	0	0.00%
Cast Votes:		0	0.00%	0	0.00%	0	0.00%	0	0.00%
Undervotes:		0		0		0		0	
Overvotes:		0		0		0		0	

Frisco Precinct

Denton County

Official Results

Registered Voters

10890 of 55675 = 19.56%

Precincts Reporting

22 of 22 = 100.00%

Joint, General & Special Elections

5/6/2023

Run Time 8:01 AM

Run Date 05/15/2023

Page 33

2080 - 16

16 of 187 registered voters = 8.56%

City of Frisco Mayor

Choice	Party	Absentee Voting		Early Voting		Election Day Voting		Total	
Jonathan David Spencer		0	0.00%	1	10.00%	0	0.00%	1	6.25%
Mark Piland		0	0.00%	7	70.00%	4	66.67%	11	68.75%
Jeff Cheney		0	0.00%	2	20.00%	2	33.33%	4	25.00%
Cast Votes:		0	0.00%	10	100.00%	6	100.00%	16	100.00%
Undervotes:		0		0		0		0	
Overvotes:		0		0		0		0	

City of Frisco City Council, Place 5

Choice	Party	Absentee Voting		Early Voting		Election Day Voting		Total	
Anwer Azam		0	0.00%	4	40.00%	0	0.00%	4	25.00%
Laura Rummel		0	0.00%	6	60.00%	6	100.00%	12	75.00%
Cast Votes:		0	0.00%	10	100.00%	6	100.00%	16	100.00%
Undervotes:		0		0		0		0	
Overvotes:		0		0		0		0	

City of Frisco City Council, Place 6

Choice	Party	Absentee Voting		Early Voting		Election Day Voting		Total	
Brian Livingston		0	0.00%	5	100.00%	4	100.00%	9	100.00%
Cast Votes:		0	0.00%	5	100.00%	4	100.00%	9	100.00%
Undervotes:		0		5		2		7	
Overvotes:		0		0		0		0	

City of Frisco Proposition A

Choice	Party	Absentee Voting		Early Voting		Election Day Voting		Total	
For		0	0.00%	7	77.78%	4	66.67%	11	73.33%
Against		0	0.00%	2	22.22%	2	33.33%	4	26.67%
Cast Votes:		0	0.00%	9	100.00%	6	100.00%	15	100.00%
Undervotes:		0		1		0		1	
Overvotes:		0		0		0		0	

Frisco Precinct

Denton County

Official Results

Registered Voters

10890 of 55675 = 19.56%

Precincts Reporting

22 of 22 = 100.00%

Joint, General & Special Elections

5/6/2023

Run Time 8:01 AM

Run Date 05/15/2023

Page 34

2080 - 16

16 of 187 registered voters = 8.56%

City of Frisco Proposition B

Choice	Party	Absentee Voting		Early Voting		Election Day Voting		Total	
For		0	0.00%	7	77.78%	4	66.67%	11	73.33%
Against		0	0.00%	2	22.22%	2	33.33%	4	26.67%
Cast Votes:		0	0.00%	9	100.00%	6	100.00%	15	100.00%
Undervotes:		0		1		0		1	
Overvotes:		0		0		0		0	

City of Frisco Proposition C

Choice	Party	Absentee Voting		Early Voting		Election Day Voting		Total	
For		0	0.00%	4	44.44%	3	60.00%	7	50.00%
Against		0	0.00%	5	55.56%	2	40.00%	7	50.00%
Cast Votes:		0	0.00%	9	100.00%	5	100.00%	14	100.00%
Undervotes:		0		1		1		2	
Overvotes:		0		0		0		0	

City of Frisco Proposition D

Choice	Party	Absentee Voting		Early Voting		Election Day Voting		Total	
For		0	0.00%	3	33.33%	3	50.00%	6	40.00%
Against		0	0.00%	6	66.67%	3	50.00%	9	60.00%
Cast Votes:		0	0.00%	9	100.00%	6	100.00%	15	100.00%
Undervotes:		0		1		0		1	
Overvotes:		0		0		0		0	

City of Frisco Proposition E

Choice	Party	Absentee Voting		Early Voting		Election Day Voting		Total	
For		0	0.00%	2	22.22%	3	60.00%	5	35.71%
Against		0	0.00%	7	77.78%	2	40.00%	9	64.29%
Cast Votes:		0	0.00%	9	100.00%	5	100.00%	14	100.00%
Undervotes:		0		1		1		2	
Overvotes:		0		0		0		0	

Frisco Precinct

Denton County

Official Results

Registered Voters

10890 of 55675 = 19.56%

Precincts Reporting

22 of 22 = 100.00%

Joint, General & Special Elections

5/6/2023

Run Time 8:01 AM

Run Date 05/15/2023

Page 35

2080 - 17

382 of 2,681 registered voters = 14.25%

City of Frisco Mayor

Choice	Party	Absentee Voting		Early Voting		Election Day Voting		Total	
Jonathan David Spencer		0	0.00%	7	2.72%	9	7.83%	16	4.30%
Mark Piland		0	0.00%	94	36.58%	42	36.52%	136	36.56%
Jeff Cheney		0	0.00%	156	60.70%	64	55.65%	220	59.14%
Cast Votes:		0	0.00%	257	100.00%	115	100.00%	372	100.00%
Undervotes:		0		6		4		10	
Overvotes:		0		0		0		0	

City of Frisco City Council, Place 5

Choice	Party	Absentee Voting		Early Voting		Election Day Voting		Total	
Anwer Azam		0	0.00%	29	11.55%	32	28.07%	61	16.71%
Laura Rummel		0	0.00%	222	88.45%	82	71.93%	304	83.29%
Cast Votes:		0	0.00%	251	100.00%	114	100.00%	365	100.00%
Undervotes:		0		12		5		17	
Overvotes:		0		0		0		0	

City of Frisco City Council, Place 6

Choice	Party	Absentee Voting		Early Voting		Election Day Voting		Total	
Brian Livingston		0	0.00%	177	100.00%	86	100.00%	263	100.00%
Cast Votes:		0	0.00%	177	100.00%	86	100.00%	263	100.00%
Undervotes:		0		86		33		119	
Overvotes:		0		0		0		0	

City of Frisco Proposition A

Choice	Party	Absentee Voting		Early Voting		Election Day Voting		Total	
For		0	0.00%	167	67.34%	72	63.72%	239	66.20%
Against		0	0.00%	81	32.66%	41	36.28%	122	33.80%
Cast Votes:		0	0.00%	248	100.00%	113	100.00%	361	100.00%
Undervotes:		0		15		6		21	
Overvotes:		0		0		0		0	

Frisco Precinct

Denton County

Official Results

Registered Voters

10890 of 55675 = 19.56%

Precincts Reporting

22 of 22 = 100.00%

Joint, General & Special Elections

5/6/2023

Run Time 8:01 AM

Run Date 05/15/2023

Page 36

2080 - 17

382 of 2,681 registered voters = 14.25%

City of Frisco Proposition B

Choice	Party	Absentee Voting		Early Voting		Election Day Voting		Total	
For		0	0.00%	178	71.49%	74	64.91%	252	69.42%
Against		0	0.00%	71	28.51%	40	35.09%	111	30.58%
Cast Votes:		0	0.00%	249	100.00%	114	100.00%	363	100.00%
Undervotes:		0		14		5		19	
Overvotes:		0		0		0		0	

City of Frisco Proposition C

Choice	Party	Absentee Voting		Early Voting		Election Day Voting		Total	
For		0	0.00%	150	60.98%	64	57.66%	214	59.94%
Against		0	0.00%	96	39.02%	47	42.34%	143	40.06%
Cast Votes:		0	0.00%	246	100.00%	111	100.00%	357	100.00%
Undervotes:		0		17		8		25	
Overvotes:		0		0		0		0	

City of Frisco Proposition D

Choice	Party	Absentee Voting		Early Voting		Election Day Voting		Total	
For		0	0.00%	176	71.26%	79	69.91%	255	70.83%
Against		0	0.00%	71	28.74%	34	30.09%	105	29.17%
Cast Votes:		0	0.00%	247	100.00%	113	100.00%	360	100.00%
Undervotes:		0		16		6		22	
Overvotes:		0		0		0		0	

City of Frisco Proposition E

Choice	Party	Absentee Voting		Early Voting		Election Day Voting		Total	
For		0	0.00%	117	47.95%	54	48.65%	171	48.17%
Against		0	0.00%	127	52.05%	57	51.35%	184	51.83%
Cast Votes:		0	0.00%	244	100.00%	111	100.00%	355	100.00%
Undervotes:		0		19		8		27	
Overvotes:		0		0		0		0	

Frisco Precinct

Denton County

Official Results

Registered Voters

10890 of 55675 = 19.56%

Precincts Reporting

22 of 22 = 100.00%

Joint, General & Special Elections

5/6/2023

Run Time 8:01 AM

Run Date 05/15/2023

Page 37

2081 - 17

628 of 4,002 registered voters = 15.69%

City of Frisco Mayor

Choice	Party	Absentee Voting		Early Voting		Election Day Voting		Total	
Jonathan David Spencer		0	0.00%	8	1.98%	6	2.84%	14	2.26%
Mark Piland		0	0.00%	143	35.40%	75	35.55%	218	35.16%
Jeff Cheney		5	100.00%	253	62.62%	130	61.61%	388	62.58%
Cast Votes:		5	100.00%	404	100.00%	211	100.00%	620	100.00%
Undervotes:		0		5		3		8	
Overvotes:		0		0		0		0	

City of Frisco City Council, Place 5

Choice	Party	Absentee Voting		Early Voting		Election Day Voting		Total	
Anwer Azam		0	0.00%	47	12.67%	40	20.83%	87	15.32%
Laura Rummel		5	100.00%	324	87.33%	152	79.17%	481	84.68%
Cast Votes:		5	100.00%	371	100.00%	192	100.00%	568	100.00%
Undervotes:		0		38		22		60	
Overvotes:		0		0		0		0	

City of Frisco City Council, Place 6

Choice	Party	Absentee Voting		Early Voting		Election Day Voting		Total	
Brian Livingston		0	0.00%	283	100.00%	141	100.00%	424	100.00%
Cast Votes:		0	0.00%	283	100.00%	141	100.00%	424	100.00%
Undervotes:		5		126		73		204	
Overvotes:		0		0		0		0	

City of Frisco Proposition A

Choice	Party	Absentee Voting		Early Voting		Election Day Voting		Total	
For		5	100.00%	277	71.39%	144	68.90%	426	70.76%
Against		0	0.00%	111	28.61%	65	31.10%	176	29.24%
Cast Votes:		5	100.00%	388	100.00%	209	100.00%	602	100.00%
Undervotes:		0		20		5		25	
Overvotes:		0		1		0		1	

Frisco Precinct

Denton County

Official Results

Registered Voters

10890 of 55675 = 19.56%

Precincts Reporting

22 of 22 = 100.00%

Joint, General & Special Elections

5/6/2023

Run Time 8:01 AM

Run Date 05/15/2023

Page 38

2081 - 17

628 of 4,002 registered voters = 15.69%

City of Frisco Proposition B

Choice	Party	Absentee Voting		Early Voting		Election Day Voting		Total	
For		5	100.00%	275	70.15%	143	68.75%	423	69.92%
Against		0	0.00%	117	29.85%	65	31.25%	182	30.08%
Cast Votes:		5	100.00%	392	100.00%	208	100.00%	605	100.00%
Undervotes:		0		17		6		23	
Overvotes:		0		0		0		0	

City of Frisco Proposition C

Choice	Party	Absentee Voting		Early Voting		Election Day Voting		Total	
For		5	100.00%	250	63.78%	114	55.61%	369	61.30%
Against		0	0.00%	142	36.22%	91	44.39%	233	38.70%
Cast Votes:		5	100.00%	392	100.00%	205	100.00%	602	100.00%
Undervotes:		0		17		9		26	
Overvotes:		0		0		0		0	

City of Frisco Proposition D

Choice	Party	Absentee Voting		Early Voting		Election Day Voting		Total	
For		5	100.00%	288	72.91%	146	70.53%	439	72.32%
Against		0	0.00%	107	27.09%	61	29.47%	168	27.68%
Cast Votes:		5	100.00%	395	100.00%	207	100.00%	607	100.00%
Undervotes:		0		13		7		20	
Overvotes:		0		1		0		1	

City of Frisco Proposition E

Choice	Party	Absentee Voting		Early Voting		Election Day Voting		Total	
For		4	80.00%	199	50.90%	96	47.06%	299	49.83%
Against		1	20.00%	192	49.10%	108	52.94%	301	50.17%
Cast Votes:		5	100.00%	391	100.00%	204	100.00%	600	100.00%
Undervotes:		0		18		10		28	
Overvotes:		0		0		0		0	

Frisco Precinct

Denton County

Official Results

Registered Voters

10890 of 55675 = 19.56%

Precincts Reporting

22 of 22 = 100.00%

Joint, General & Special Elections

5/6/2023

Run Time 8:01 AM

Run Date 05/15/2023

Page 39

2082 - 17

308 of 1,647 registered voters = 18.70%

City of Frisco Mayor

Choice	Party	Absentee Voting		Early Voting		Election Day Voting		Total	
Jonathan David Spencer		0	0.00%	6	2.91%	5	5.21%	11	3.64%
Mark Piland		0	0.00%	80	38.83%	44	45.83%	124	41.06%
Jeff Cheney		0	0.00%	120	58.25%	47	48.96%	167	55.30%
Cast Votes:		0	0.00%	206	100.00%	96	100.00%	302	100.00%
Undervotes:		0		4		2		6	
Overvotes:		0		0		0		0	

City of Frisco City Council, Place 5

Choice	Party	Absentee Voting		Early Voting		Election Day Voting		Total	
Anwer Azam		0	0.00%	27	13.50%	14	15.56%	41	14.14%
Laura Rummel		0	0.00%	173	86.50%	76	84.44%	249	85.86%
Cast Votes:		0	0.00%	200	100.00%	90	100.00%	290	100.00%
Undervotes:		0		10		8		18	
Overvotes:		0		0		0		0	

City of Frisco City Council, Place 6

Choice	Party	Absentee Voting		Early Voting		Election Day Voting		Total	
Brian Livingston		0	0.00%	155	100.00%	67	100.00%	222	100.00%
Cast Votes:		0	0.00%	155	100.00%	67	100.00%	222	100.00%
Undervotes:		0		55		31		86	
Overvotes:		0		0		0		0	

City of Frisco Proposition A

Choice	Party	Absentee Voting		Early Voting		Election Day Voting		Total	
For		0	0.00%	147	72.06%	50	53.19%	197	66.11%
Against		0	0.00%	57	27.94%	44	46.81%	101	33.89%
Cast Votes:		0	0.00%	204	100.00%	94	100.00%	298	100.00%
Undervotes:		0		6		4		10	
Overvotes:		0		0		0		0	

Frisco Precinct

Denton County

Official Results

Registered Voters

10890 of 55675 = 19.56%

Precincts Reporting

22 of 22 = 100.00%

Joint, General & Special Elections

5/6/2023

Run Time 8:01 AM

Run Date 05/15/2023

Page 40

2082 - 17

308 of 1,647 registered voters = 18.70%

City of Frisco Proposition B

Choice	Party	Absentee Voting		Early Voting		Election Day Voting		Total	
For		0	0.00%	148	72.55%	58	61.05%	206	68.90%
Against		0	0.00%	56	27.45%	37	38.95%	93	31.10%
Cast Votes:		0	0.00%	204	100.00%	95	100.00%	299	100.00%
Undervotes:		0		6		3		9	
Overvotes:		0		0		0		0	

City of Frisco Proposition C

Choice	Party	Absentee Voting		Early Voting		Election Day Voting		Total	
For		0	0.00%	120	59.41%	53	55.79%	173	58.25%
Against		0	0.00%	82	40.59%	42	44.21%	124	41.75%
Cast Votes:		0	0.00%	202	100.00%	95	100.00%	297	100.00%
Undervotes:		0		8		3		11	
Overvotes:		0		0		0		0	

City of Frisco Proposition D

Choice	Party	Absentee Voting		Early Voting		Election Day Voting		Total	
For		0	0.00%	151	73.66%	61	64.21%	212	70.67%
Against		0	0.00%	54	26.34%	34	35.79%	88	29.33%
Cast Votes:		0	0.00%	205	100.00%	95	100.00%	300	100.00%
Undervotes:		0		5		3		8	
Overvotes:		0		0		0		0	

City of Frisco Proposition E

Choice	Party	Absentee Voting		Early Voting		Election Day Voting		Total	
For		0	0.00%	98	48.28%	39	40.63%	137	45.82%
Against		0	0.00%	105	51.72%	57	59.38%	162	54.18%
Cast Votes:		0	0.00%	203	100.00%	96	100.00%	299	100.00%
Undervotes:		0		6		2		8	
Overvotes:		0		1		0		1	

Frisco Precinct

Denton County

Official Results

Registered Voters

10890 of 55675 = 19.56%

Precincts Reporting

22 of 22 = 100.00%

Joint, General & Special Elections

5/6/2023

Run Time 8:01 AM

Run Date 05/15/2023

Page 41

2083 - 15

206 of 2,014 registered voters = 10.23%

City of Frisco Mayor

Choice	Party	Absentee Voting		Early Voting		Election Day Voting		Total	
Jonathan David Spencer		0	0.00%	6	4.62%	2	2.99%	8	4.02%
Mark Piland		2	100.00%	58	44.62%	30	44.78%	90	45.23%
Jeff Cheney		0	0.00%	66	50.77%	35	52.24%	101	50.75%
Cast Votes:		2	100.00%	130	100.00%	67	100.00%	199	100.00%
Undervotes:		0		7		0		7	
Overvotes:		0		0		0		0	

City of Frisco City Council, Place 5

Choice	Party	Absentee Voting		Early Voting		Election Day Voting		Total	
Anwer Azam		0	0.00%	24	19.05%	19	29.23%	43	22.28%
Laura Rummel		2	100.00%	102	80.95%	46	70.77%	150	77.72%
Cast Votes:		2	100.00%	126	100.00%	65	100.00%	193	100.00%
Undervotes:		0		11		2		13	
Overvotes:		0		0		0		0	

City of Frisco City Council, Place 6

Choice	Party	Absentee Voting		Early Voting		Election Day Voting		Total	
Brian Livingston		2	100.00%	96	100.00%	48	100.00%	146	100.00%
Cast Votes:		2	100.00%	96	100.00%	48	100.00%	146	100.00%
Undervotes:		0		41		19		60	
Overvotes:		0		0		0		0	

City of Frisco Proposition A

Choice	Party	Absentee Voting		Early Voting		Election Day Voting		Total	
For		0	0.00%	84	62.69%	40	62.50%	124	62.00%
Against		2	100.00%	50	37.31%	24	37.50%	76	38.00%
Cast Votes:		2	100.00%	134	100.00%	64	100.00%	200	100.00%
Undervotes:		0		3		3		6	
Overvotes:		0		0		0		0	

Frisco Precinct

Denton County

Official Results

Registered Voters

10890 of 55675 = 19.56%

Precincts Reporting

22 of 22 = 100.00%

Joint, General & Special Elections

5/6/2023

Run Time 8:01 AM

Run Date 05/15/2023

Page 42

2083 - 15

206 of 2,014 registered voters = 10.23%

City of Frisco Proposition B

Choice	Party	Absentee Voting		Early Voting		Election Day Voting		Total	
For		0	0.00%	92	68.15%	40	60.61%	132	65.02%
Against		2	100.00%	43	31.85%	26	39.39%	71	34.98%
Cast Votes:		2	100.00%	135	100.00%	66	100.00%	203	100.00%
Undervotes:		0		2		1		3	
Overvotes:		0		0		0		0	

City of Frisco Proposition C

Choice	Party	Absentee Voting		Early Voting		Election Day Voting		Total	
For		0	0.00%	81	60.00%	37	56.92%	118	58.42%
Against		2	100.00%	54	40.00%	28	43.08%	84	41.58%
Cast Votes:		2	100.00%	135	100.00%	65	100.00%	202	100.00%
Undervotes:		0		2		2		4	
Overvotes:		0		0		0		0	

City of Frisco Proposition D

Choice	Party	Absentee Voting		Early Voting		Election Day Voting		Total	
For		0	0.00%	81	60.45%	47	70.15%	128	63.05%
Against		2	100.00%	53	39.55%	20	29.85%	75	36.95%
Cast Votes:		2	100.00%	134	100.00%	67	100.00%	203	100.00%
Undervotes:		0		3		0		3	
Overvotes:		0		0		0		0	

City of Frisco Proposition E

Choice	Party	Absentee Voting		Early Voting		Election Day Voting		Total	
For		0	0.00%	56	43.08%	29	44.62%	85	43.15%
Against		2	100.00%	74	56.92%	36	55.38%	112	56.85%
Cast Votes:		2	100.00%	130	100.00%	65	100.00%	197	100.00%
Undervotes:		0		7		2		9	
Overvotes:		0		0		0		0	

Frisco Precinct

Denton County

Official Results

Registered Voters

10890 of 55675 = 19.56%

Precincts Reporting

22 of 22 = 100.00%

Joint, General & Special Elections

5/6/2023

Run Time 8:01 AM

Run Date 05/15/2023

Page 43

2089 - 15

410 of 3,192 registered voters = 12.84%

City of Frisco Mayor

Choice	Party	Absentee Voting		Early Voting		Election Day Voting		Total	
Jonathan David Spencer		0	0.00%	8	2.66%	0	0.00%	8	1.96%
Mark Piland		4	44.44%	161	53.49%	59	60.20%	224	54.90%
Jeff Cheney		5	55.56%	132	43.85%	39	39.80%	176	43.14%
Cast Votes:		9	100.00%	301	100.00%	98	100.00%	408	100.00%
Undervotes:		0		1		1		2	
Overvotes:		0		0		0		0	

City of Frisco City Council, Place 5

Choice	Party	Absentee Voting		Early Voting		Election Day Voting		Total	
Anwer Azam		2	22.22%	30	10.38%	10	10.64%	42	10.71%
Laura Rummel		7	77.78%	259	89.62%	84	89.36%	350	89.29%
Cast Votes:		9	100.00%	289	100.00%	94	100.00%	392	100.00%
Undervotes:		0		13		5		18	
Overvotes:		0		0		0		0	

City of Frisco City Council, Place 6

Choice	Party	Absentee Voting		Early Voting		Election Day Voting		Total	
Brian Livingston		7	100.00%	226	100.00%	64	100.00%	297	100.00%
Cast Votes:		7	100.00%	226	100.00%	64	100.00%	297	100.00%
Undervotes:		2		76		35		113	
Overvotes:		0		0		0		0	

City of Frisco Proposition A

Choice	Party	Absentee Voting		Early Voting		Election Day Voting		Total	
For		7	77.78%	214	72.05%	58	61.05%	279	69.58%
Against		2	22.22%	83	27.95%	37	38.95%	122	30.42%
Cast Votes:		9	100.00%	297	100.00%	95	100.00%	401	100.00%
Undervotes:		0		5		3		8	
Overvotes:		0		0		1		1	

Frisco Precinct

Denton County

Official Results

Registered Voters

10890 of 55675 = 19.56%

Precincts Reporting

22 of 22 = 100.00%

Joint, General & Special Elections

5/6/2023

Run Time 8:01 AM

Run Date 05/15/2023

Page 44

2089 - 15

410 of 3,192 registered voters = 12.84%

City of Frisco Proposition B

Choice	Party	Absentee Voting		Early Voting		Election Day Voting		Total	
For		7	77.78%	209	70.37%	60	62.50%	276	68.66%
Against		2	22.22%	88	29.63%	36	37.50%	126	31.34%
Cast Votes:		9	100.00%	297	100.00%	96	100.00%	402	100.00%
Undervotes:		0		4		2		6	
Overvotes:		0		1		1		2	

City of Frisco Proposition C

Choice	Party	Absentee Voting		Early Voting		Election Day Voting		Total	
For		4	44.44%	188	63.51%	53	55.21%	245	61.10%
Against		5	55.56%	108	36.49%	43	44.79%	156	38.90%
Cast Votes:		9	100.00%	296	100.00%	96	100.00%	401	100.00%
Undervotes:		0		6		3		9	
Overvotes:		0		0		0		0	

City of Frisco Proposition D

Choice	Party	Absentee Voting		Early Voting		Election Day Voting		Total	
For		2	22.22%	196	66.22%	61	63.54%	259	64.59%
Against		7	77.78%	100	33.78%	35	36.46%	142	35.41%
Cast Votes:		9	100.00%	296	100.00%	96	100.00%	401	100.00%
Undervotes:		0		5		3		8	
Overvotes:		0		1		0		1	

City of Frisco Proposition E

Choice	Party	Absentee Voting		Early Voting		Election Day Voting		Total	
For		5	55.56%	152	50.84%	45	46.39%	202	49.88%
Against		4	44.44%	147	49.16%	52	53.61%	203	50.12%
Cast Votes:		9	100.00%	299	100.00%	97	100.00%	405	100.00%
Undervotes:		0		3		2		5	
Overvotes:		0		0		0		0	

*** End of report ***